




HELLENIC REPUBLIC



MINISTRY OF ECONOMY AND FINANCE



GENERAL SECRETARIAL OF
THE NATIONAL STATISTICAL
SERVICE OF GREECE

Piraeus, 5 - 3 - 2009

P R E S S R E A L E A S E

Vehicle Circulation Licences

February 2009

The General Secretariat of the National Statistical Service of Greece announces that during the period of January -February 2009, 46.677 road motor cars (both new and used abroad) were put into circulation for the first time, representing a decrease of 37,4% compared to the corresponding period of 2008. An increase of 7,3% had been observed during the January - February 2008 period, compared to the one of 2007.

Furthermore, the circulation of new motorcycles (above 50 cc) during 2009 amounted in 8.559, against 10.696 in 2008, representing a decrease of 20,0%. An increase of 3,3% had been observed during the period of January - February 2008 compared to the corresponding one of 2007

Responsible : Konstantinos Menexes

Phone : 210 4852500

FAX : 210 4852496

e-mail : menexesk@statistics.gr

Table 1 :Road motor vehicles, both new and used, put into circulation for first time in Greece: 2007 - 2009

Category of Road Motor Vehicles	January - February						Change (%)			
	2009		2008		2007		2009/2008		2008/2007	
	Total	Used	Total	Used	Total	Used	Total	Used	Total	Used
Greece , total										
Road Motor Vehicles,total	55.236	7.937	85.293	13.336	80.571	13.980	-35,2	-40,5	5,9	-4,6
1.Road motor cars	46.677	7.639	74.597	12.883	69.514	13.396	-37,4	-40,7	7,3	-3,8
Passenger Cars	39.939	4.118	64.446	7.762	59.664	8.148	-38,0	-46,9	8,0	-4,7
Busses	253	101	304	81	139	88	-16,8	24,7	118,7	-8,0
Lorries	6.485	3.420	9.847	5.040	9.711	5.160	-34,1	-32,1	1,4	-2,3
2. Motorcycles > 50 cc	8.559	298	10.696	453	11.057	584	-20,0	-34,2	-3,3	-22,4
Perfection of Attica										
Road Motor Vehicles,total	25.030	1.896	37.566	3.521	35.911	3.816	-33,4	-46,2	4,6	-7,7
1. Road motor cars	20.811	1.808	32.529	3.382	30.704	3.639	-36,0	-46,5	5,9	-7,1
Passenger Cars	19.542	1.342	30.572	2.576	28.779	2.851	-36,1	-47,9	6,2	-9,6
Busses	132	21	139	21	56	24	-5,0	0,0	148,2	-12,5
Lorries	1.137	445	1.818	785	1.869	764	-37,5	-43,3	-2,7	2,7
2.Motorcycles > 50 cc	4.219	88	5.037	139	5.207	177	-16,2	-36,7	-3,3	-21,5

New Registrations of Vehicles : January - February 2009

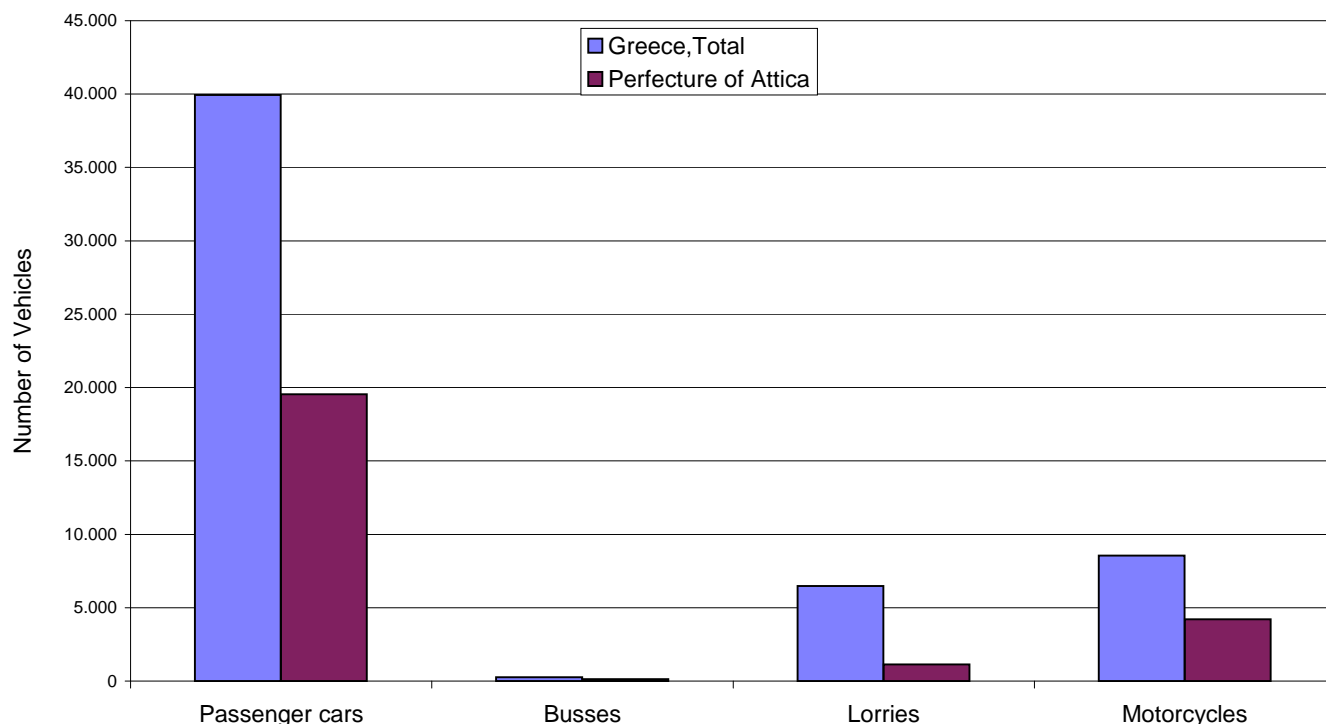
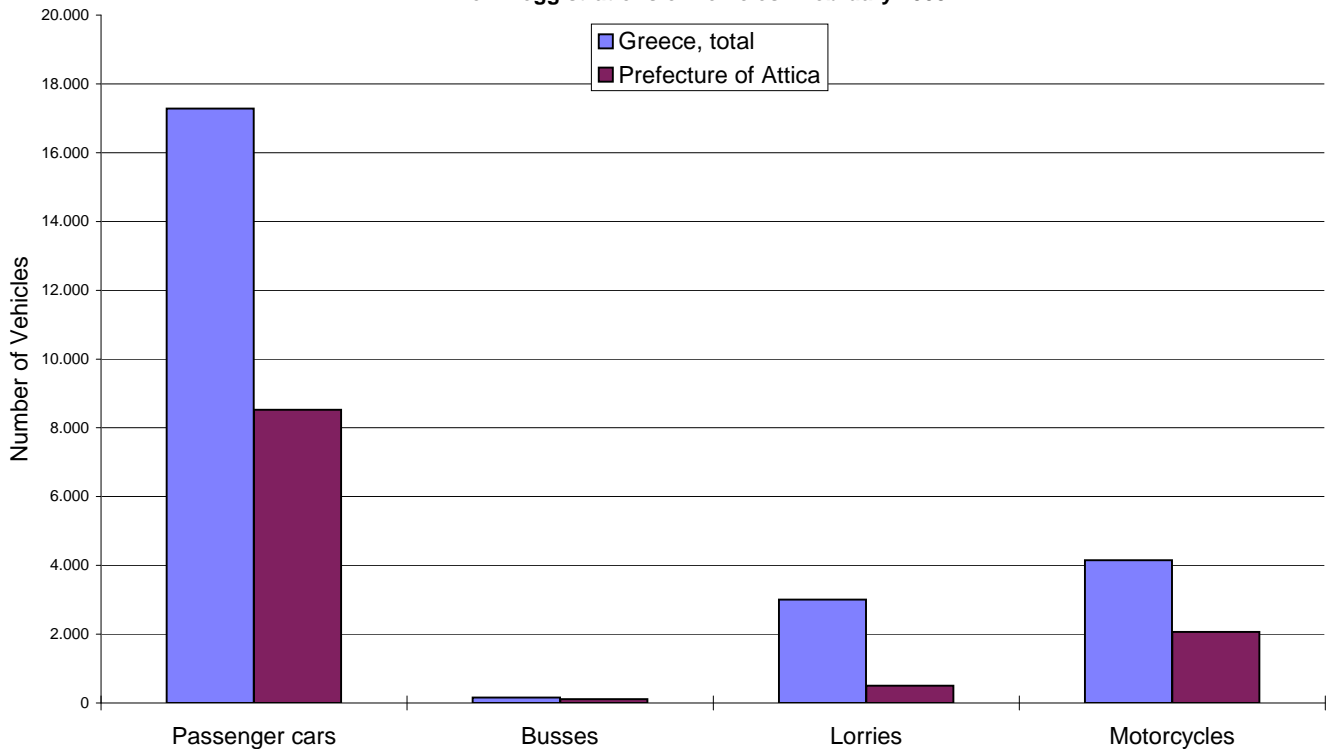


Table 2: New motor vehicles, both new and used ,put into circulation for the first time in Greece : 2007 - 2009

Category of Road Motor Vehicles	February						Change (%)			
	2009		2008		2007		2009/2008		2008/2007	
	Total	Used	Total	Used	Total	Used	Total	Used	Total	Used
Greece , total										
Road Motor Vehicles,total	24.605	3.524	36.613	5.949	32.562	5.819	-32,8	-40,8	12,4	2,2
1.Road motor cars	20.453	3.386	31.371	5.735	27.427	5.590	-34,8	-41,0	14,4	2,6
Passenger Cars	17.282	1.690	26.394	3.202	23.101	3.262	-34,5	-47,2	14,3	-1,8
Busses	162	38	165	37	47	30	-1,8	2,7	251,1	23,3
Lorries	3.009	1.658	4.812	2.496	4.279	2.298	-37,5	-33,6	12,5	8,6
2. Motorcycles > 50 cc	4.152	138	5.242	214	5.135	229	-20,8	-35,5	2,1	-6,6
Perecture of Attica										
Road Motor Vehicles,total	11.205	867	16.019	1.553	14.347	1.565	-30,1	-44,2	11,7	-0,8
1.Road motor cars	9.137	834	13.648	1.494	12.025	1.497	-33,1	-44,2	13,5	-0,2
Passenger Cars	8.525	600	12.661	1.083	11.131	1.130	-32,7	-44,6	13,7	-4,2
Busses	108	7	73	9	17	9	47,9	-22,2	329,4	0,0
Lorries	504	227	914	402	877	358	-44,9	-43,5	4,2	12,3
2. Motorcycles > 50 cc	2.068	33	2.371	59	2.322	68	-12,8	-44,1	2,1	-13,2

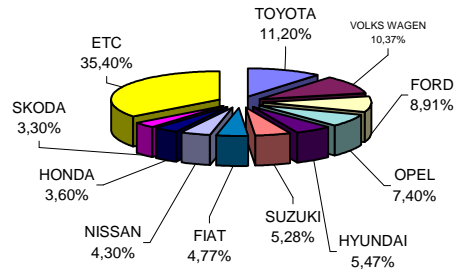
New Registrations of Vehicles : February 2009



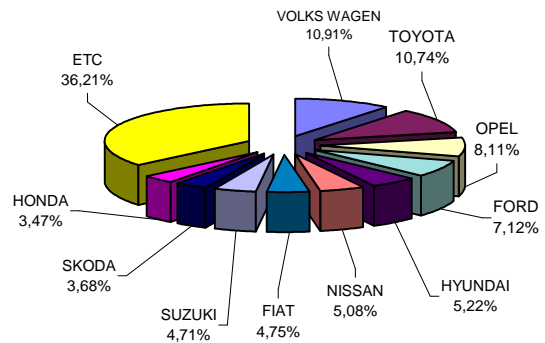
**Table 3. Sales of new and used passenger cars per make :
February and January - February 2009**

Makes	Passenger car			
	February		Jan.-Feb.	
	new	used	new	used
ALFA ROMEO	151	6	299	15
AMERICAN MOTORS	-	-	-	1
ASTON MARTIN	-	1	-	2
AUDI	480	89	1.156	228
AUSTIN	-	-	-	1
B.M.W.	441	229	1.059	625
BENTLEY	-	-	-	1
CADILLAC	-	1	2	1
CHANGA CO	3	-	16	-
CHEVROLET	243	5	405	7
CHEVROLET (GENERAL MOTOR)	1	-	4	-
CHONGQI	2	-	4	-
CHRYSLER	88	18	210	39
CITROEN	371	7	882	32
DACIA	19	-	45	2
DAEWOO	-	-	-	4
DAIHATSU	300	16	673	39
DODGE	77	-	165	-
FERRARI	2	-	4	2
FIAT	743	23	1.700	72
FIAT AUTO SPA	3	-	3	-
FORD	1.389	27	2.550	77
GENERAL MOTORS	-	2	-	9
HONDA	562	48	1.244	116
HUMMER	3	-	4	-
HYMER AG	-	-	1	1
HYUNDAI	853	5	1.871	23
IVECO SPA	-	-	1	-
JACK INTERNATIO	2	-	4	-
JAGUAR	11	4	22	10
KIA	393	1	1.022	5
LADA	24	-	51	-
LAMBORGHINI	-	1	2	1
LANCIA	89	1	173	2
LAND ROVER	19	7	37	24
LOTUS	-	-	-	2
MASERATI	-	-	2	-
MAZDA	366	11	985	22
MERCEDES	476	541	1.230	1248
MITSUBISHI	277	19	711	32
MORGAN	-	-	2	-
NISSAN	670	19	1.818	45
OPEL	1.154	52	2.904	148
PEUGEOT	429	15	917	40
PIAGGIO	-	1	-	1
PORSCHE	21	23	51	50
PRINCE	-	1	-	1
RENAULT	287	12	503	40
SAAB	17	7	72	20
SEAT	406	11	1.032	24
SHUANGHUAN AUTO	2	-	6	-
SKODA	514	5	1.319	15
SMART	271	245	611	559
SSANGYONG	9	-	28	-
SUBARU	122	7	298	11
SUZUKI	824	45	1.688	116
TOYOTA	1.746	84	3.848	172
TRIGANO	-	-	-	1
VOLGA	-	1	-	1
VOLKS WAGEN	1.617	88	3.908	209
VOLVO	115	10	279	20
WESTFIELF SPORT	-	1	-	1
WILLYS	-	1	-	1
TOTAL	15.592	1.690	35.821	4.118

**Sales of new passenger cars :
February 2009**



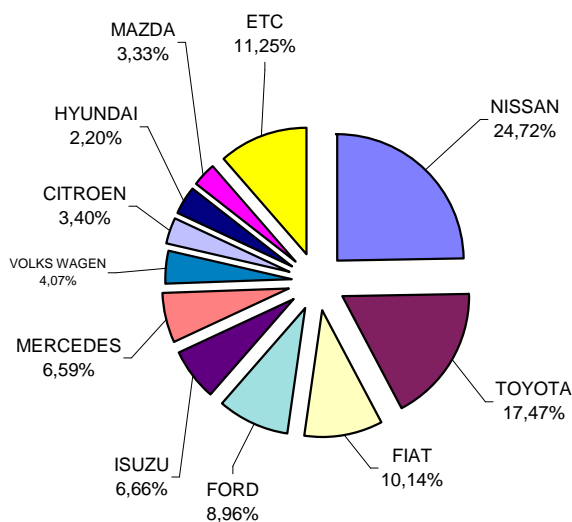
**Sales of new passenger cars :
January- February 2009**



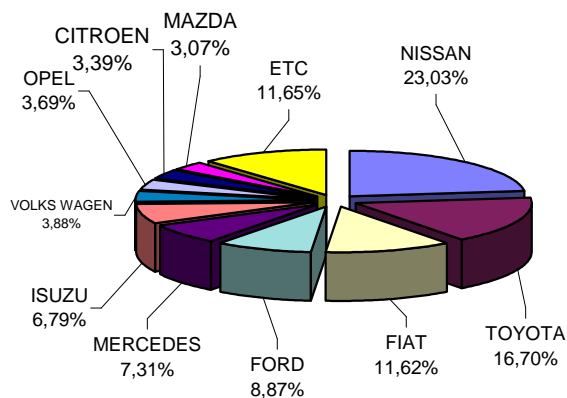
**Table 4. Sales of new and used lorries per make:
February and January - February 2009**

Makes	Lorries			
	February		Jan.-Feb.	
	new	used	new	used
ASTRA	2	-	2	-
B.M.W.	-	1	-	1
CHEVROLET	-	1	-	2
CITROEN	46	10	104	16
DAF	11	20	17	38
DAIHATSU	-	6	-	12
DODGE	-	2	-	3
FIAT	137	29	356	62
FIAT-IVECO	-	10	-	20
FORD	121	128	272	261
GENERAL MOTORS	-	1	-	1
HANOMAG	-	-	-	1
HYUNDAI	1	5	1	10
ISUZU	90	21	208	43
IVECO MAGIRUS	2	2	2	2
IVECO SPA	13	5	30	8
KIA	-	2	-	6
LEYLAND AUSTR.	-	-	-	1
MAN	17	67	48	139
MAZDA	45	35	94	81
MERCEDES	89	522	224	1.001
MITSUBISHI	40	166	89	383
MULTICAR	-	-	-	1
NISSAN	334	131	706	283
OAF	-	-	-	1
OM	-	-	-	1
OPEL	46	55	113	119
PEUGEOT	16	13	40	23
PIAGGIO	8	3	19	8
RELIANT	-	-	-	1
RENAULT	6	31	17	66
ROVER	-	1	-	1
SAAB	-	-	-	1
SCANIA	9	36	41	69
SEAT	1	5	1	11
SKODA	-	20	1	38
SOVAB	1	-	2	2
SSANGYONG	2	-	4	-
STEYER	-	2	-	3
SUBARU	-	1	-	1
SUZUKI	-	8	-	14
TOYOTA	236	113	512	215
VOLKS WAGEN	55	143	119	344
VOLVO	23	63	43	127
TOTAL	1.351	1.658	3.065	3.420

Sales of new lorries : February 2009

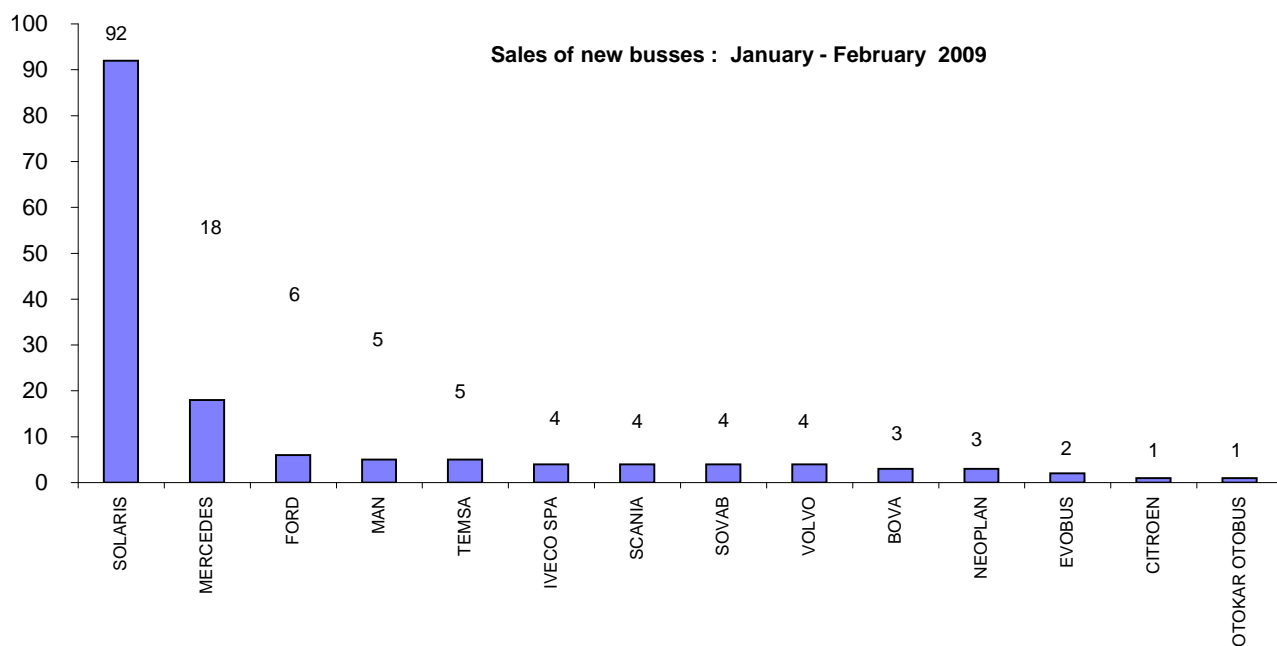
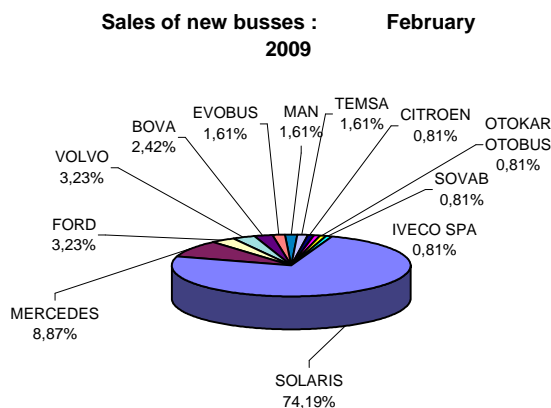


Sales of new lorries : January - February 2009



**Table 5. Sales of new and used busses per make :
February και January - February 2009**

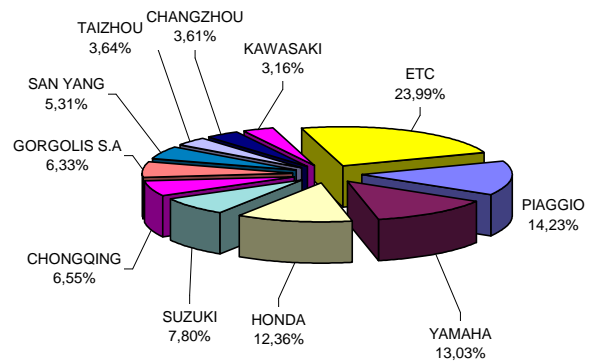
Makes	Busses			
	February		Jan.-Feb.	
	new	used	new	used
BOVA	3	2	3	4
CITROEN	1	-	1	-
EVOBUS	2	4	2	7
FIAT-IVECO	-	2	-	2
FORD	4	-	6	-
G.AUWARTER	-	1	-	2
IVECO SPA	1	-	4	-
KASSBOHRER	-	3	-	7
MAN	2	6	5	12
MERCEDES	11	15	18	48
NEOPLAN	-	1	3	5
OTOKAR OTOBUS	1	-	1	-
RENAULT	-	1	-	1
SCANIA	-	1	4	1
SETRA	-	2	-	4
SOLARIS	92	-	92	-
SOVAB	1	-	4	-
TEMSA	2	-	5	2
TROEGMOLLER	-	-	-	5
VOLVO	4	-	4	1
TOTAL	124	38	152	101



**Table 6: Sales of new and used motorcycles per make:
February kai January - February 2009**

Makes	Motorcycles			
	February		Jan.-Feb.	
	new	used	new	used
AEON MOTOR	4	-	13	-
AIXAM	1	-	1	-
AMSTRONG	4	-	8	-
APRILIA	4	4	7	5
ARCTIC CAT AG	1	-	1	-
B.M.W.	47	14	87	34
BENZHO VEHICLE	8	-	9	-
BMW	33	2	57	2
BOMBARDIER INC.	6	-	6	-
BUELL MOTORCYCL	2	-	2	2
CHANGZHOU	145	-	250	-
CHINA JIALING	5	-	13	-
CHONGQING	263	1	550	3
CHUNFENG	5	-	12	1
CIXI KINGRING	2	-	5	-
DAELIM	28	-	47	-
DINLI METAL	-	-	3	-
DRESEL MCT	4	-	11	1
DUCATI	12	4	32	6
EGIMOTORS	1	-	3	-
GAS GAS	1	-	5	-
GI EE INDUSTRY	2	-	2	-
GORGOLIS S.A	254	-	530	-
GUANGZHOU	35	-	100	-
HARLEY DAVIDSON	15	5	35	16
HERCHEE INDUSTR	2	-	3	-
HONDA	496	32	1,144	57
HYOSUNG MOTORS	8	1	16	1
JIANGMEN	10	-	15	-
JIANGMEN SINO-H	3	-	5	-
JIANGSU	89	1	255	2
JINAN QINGQI	39	-	67	-
JONWAY	3	-	8	-
JORDAN MOTORS	1	-	1	-
K.L. S.P.A	89	-	196	-
K.L. S.R.L.	1	-	2	-
K.T.M	51	1	98	8
KAWASAKI	127	16	253	34
KEEWAY	6	-	14	-
KWANG YANG	68	-	102	1

Sales of new and used motorcycles per make February 2009



LIFAN INDUSTRY	3	-	8	-
LIFENG GROUP CO	2	-	2	-
LONGCIN GROUP	7	-	9	-
MALAGUTI SPA	5	-	9	-
MBK INDUSTRIE	52	3	101	3
MOTIVE POWER	2	-	3	-
MOTO GUZZI	9	1	16	1
MOTO MORINI	1	-	2	-
MOTO SPA	9	-	13	-
MV AGUSTA	-	-	2	1
NACIONAL MOTOR	4	-	8	-
NANCHANG KE CHI	1	-	1	-
NANJING JINCHEN	2	-	2	-
NEW FORCE MOTOR	1	-	2	-
NINGBO DONGFANG LINGYU	1	-	1	-
NINGBO LONGJIA	3	-	4	-
PAOLETTI RACING	1	-	1	-
PEUGEOT	13	1	23	1
PIAGGIO	571	6	1.086	16
PMI SHANGHAI	1	-	1	-
POLARIS	-	-	3	-
S&T MOTORS CO L	2	-	3	-
SAN YANG	213	1	460	1
SHANGAI HONLIN	1	-	1	-
SHANGHAI GOKA	4	-	6	-
SHANGHAI JIALIN	9	-	15	-
SHANGHAI JMSTAR	2	-	2	-
SHANGHAI SHENKE	1	-	2	-
SKY TEAM	3	-	3	-
STANDARD MOTOR	-	1	5	1
SUZUKI	313	16	656	37
TAIWAN GOLDEN B	2	-	3	-
TAIZHOU	146	-	250	-
TM RACING S.R.L	1	-	1	-
TRIUMPH	26	1	67	1
UNIVERSAL	1	-	1	-
WUXI FUTONG	1	-	2	-
XINGYUE	1	-	1	-
XINGYUE GROUP C	5	-	12	-
YAMAHA	523	25	1.070	57
YONGKANG MIRO VEHICLES	1	-	1	-
ZENGCHENG HAILI	10	-	23	-
ZHEJIANG	98	-	200	2
ZHONGSHAN GUOCH	1	-	2	-
ZHUZHOU JIANSHE	1	-	11	-
ZONGSHEN INDUST	86	1	188	1
ΛΟΙΠΑ	-	1	11	3
TOTAL	4.014	138	8.261	298

Sales of new motorcycles per make :
January - February 2009

