



HELLENIC REPUBLIC



MINISTRY OF ECONOMY AND FINANCE



GENERAL SECRETARIAT OF
THE NATIONAL STATISTICAL
SERVICE OF GREECE

Piraeus, 5 - 2 - 2009

PRESS RELEASE

Vehicle Circulation Licences

January 2009

The General Secretariat of the National Statistical Service of Greece announces that during the period of January 2009, 26.224 road motor cars (both new and used abroad) were put into circulation for the first time, representing a decrease of 39,3% compared to the corresponding period of 2008. An increase of 2,7% had been observed during the January 2008 period, compared to the one of 2007.

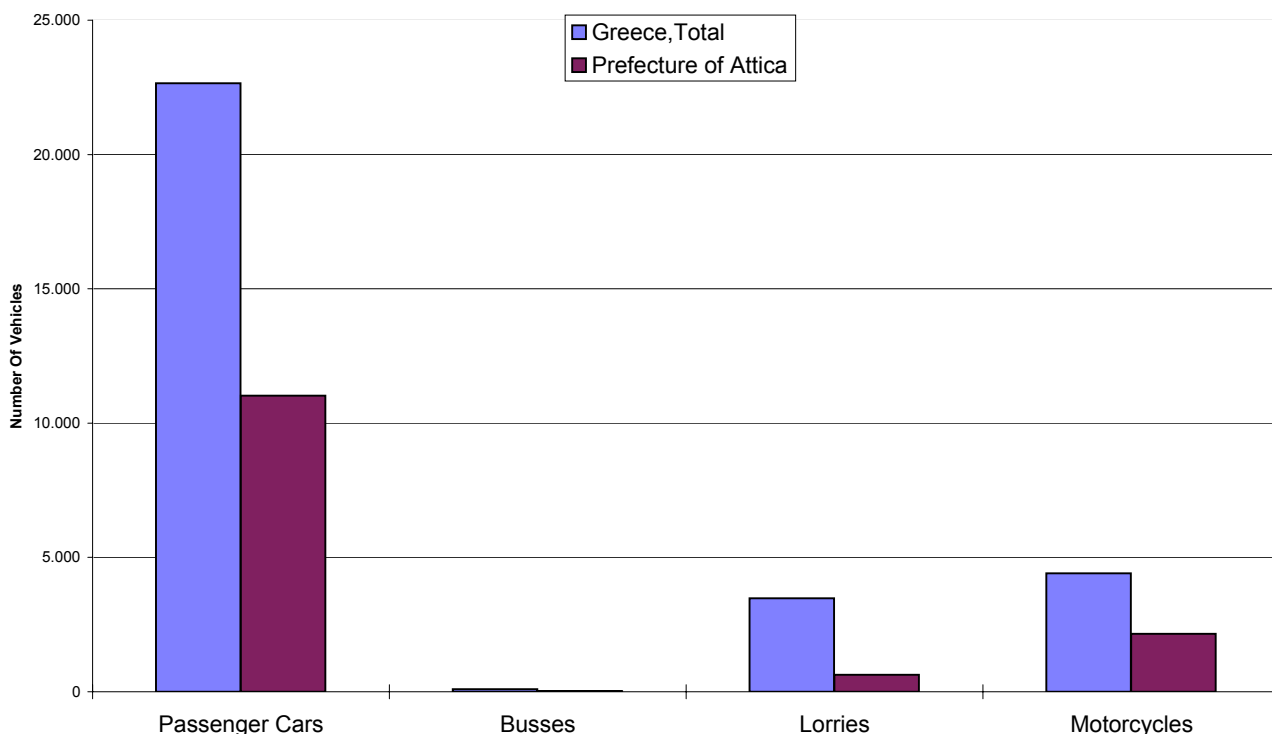
Furthermore, the circulation of new motorcycles (above 50cc) during 2009 amounted in 4.407, against 5.454 in 2008 representing a decrease of 19,2%. An increase of 7,9% had been observed during the period of January 2008 compared to the corresponding one of 2007.

Contact person: Konstantinos Menexes
Phone : (0030) 210 4852500
FAX : (0030) 210 4852496
e-mail : menexesk@statistics.gr

Table 1: Road motor vehicles, both new and used, put into circulation for the first time in Greece : 2007 - 2009

Category of Road Motor Vehicles	January						Change (%)			
	2009		2008		2007		2009/2008		2008/2007	
	Total	Used	Total	Used	Total	Used	Total	Used	Total	Used
Greece, total										
Road Motor Vehicles ,total	30.631	4.413	48.680	7.387	48.009	8.161	-37,1	-40,3	1,4	-9,5
1. Road motor cars	26.224	4.253	43.226	7.148	42.087	7.806	-39,3	-40,5	2,7	-8,4
Passenger Cars	22.657	2.428	38.052	4.560	36.563	4.886	-40,5	-46,8	4,1	-6,7
Busses	91	63	139	44	92	58	-34,5	43,2	51,1	-24,1
Lorries	3.476	1.762	5.035	2.544	5.432	2.862	-31,0	-30,7	-7,3	-11,1
2. Motorcycles > 50 cc	4.407	160	5.454	239	5.922	355	-19,2	-33,1	-7,9	-32,7
Prefecture of Attica										
1. Road motor cars	13.825	1.029	21.547	1.968	21.564	2.251	-35,8	-47,7	-0,1	-12,6
1. Road motor cars	11.674	974	18.881	1.888	18.679	2.142	-38,2	-48,4	1,1	-11,9
Passenger Cars	11.017	742	17.911	1.493	17.648	1.721	-38,5	-50,3	1,5	-13,2
Busses	24	14	66	12	39	15	-63,6	16,7	69,2	-20,0
Lorries	633	218	904	383	992	406	-30,0	-43,1	-8,9	-5,7
2. Motorcycles > 50 cc	2.151	55	2.666	80	2.885	109	-19,3	-31,3	-7,6	-26,6

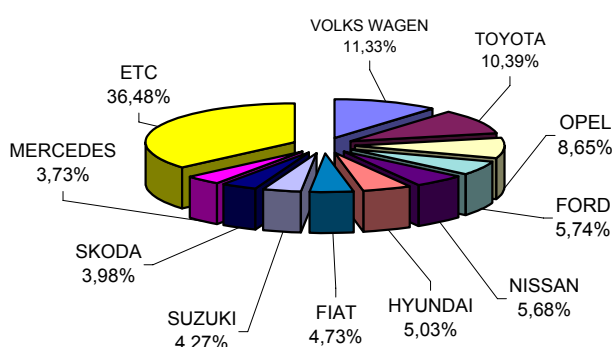
New Reggistrations of Vehicles : January 2009



**Table 2.Sales of new and used passenger cars per make :
January 2009**

Makes	Passenger car	
	January	
	new	used
ALFA ROMEO	148	9
AMERICAN MOTORS	-	1
ASTON MARTIN	-	1
AUDI	676	139
AUSTIN	-	1
B.M.W.	618	396
BENTLEY	-	1
CADILLAC	2	-
CHANGA CO	13	-
CHEVROLET	162	2
CHEVROLET (GENERAL MOTOR)	3	-
CHONGQI	2	-
CHRYSLER	122	21
CITROEN	511	25
DACIA	26	2
DAEWOO	-	4
DAIHATSU	373	23
DODGE	88	-
FERRARI	2	2
FIAT	957	49
FORD	1.161	50
GENERAL MOTORS	-	7
HONDA	682	68
HUMMER	1	-
HYMER AG	1	1
HYUNDAI	1.018	18
IVECO SPA	1	-
JACK INTERNATIO	2	-
JAGUAR	11	6
KIA	629	4
LADA	27	-
LAMBORGHINI	2	-
LANCIA	84	1
LAND ROVER	18	17
LOTUS	-	2
MASERATI	2	-
MAZDA	619	11
MERCEDES	754	707
MITSUBISHI	434	13
MORGAN	2	-
NISSAN	1148	26
OPEL	1.750	96
PEUGEOT	488	25
PORSCHE	30	27
RENAULT	216	28
SAAB	55	13
SEAT	626	13
SHUANGHUAN AUTO	4	-
SKODA	805	10
SMART	340	314
SSANGYONG	19	-
SUBARU	176	4
SUZUKI	864	71
TOYOTA	2.102	88
TRIGANO	-	1
VOLKS WAGEN	2.291	121
VOLVO	164	10
TOTAL	20.229	2.428

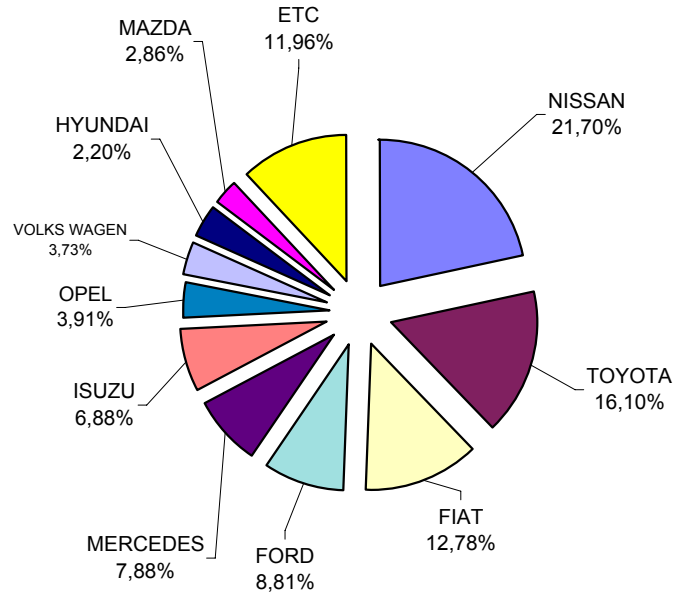
Sales of new passenger cars:January 2009



**Table3. Sales of new and used lorries per make:
January 2009**

Makes	Lorries	
	January	
	new	used
CHEVROLET	-	1
CITROEN	58	6
DAF	6	18
DAIHATSU	-	6
DODGE	-	1
FIAT	219	33
FIAT-IVECO	-	10
FORD	151	133
HANOMAG	-	1
HYUNDAI	-	5
ISUZU	118	22
IVECO SPA	17	3
KIA	-	4
LEYLAND AUSTR.	-	1
MAN	31	72
MAZDA	49	46
MERCEDES	135	479
MITSUBISHI	49	217
MULTICAR	-	1
NISSAN	372	152
OAF	-	1
OM	-	1
OPEL	67	64
PEUGEOT	24	10
PIAGGIO	11	5
RELIANT	-	1
RENAULT	11	35
SAAB	-	1
SCANIA	32	33
SEAT	-	6
SKODA	1	18
SOVAB	1	2
SSANGYONG	2	-
STEYER	-	1
SUZUKI	-	6
TOYOTA	276	102
VOLKS WAGEN	64	201
VOLVO	20	64
TOTAL	1.714	1.762

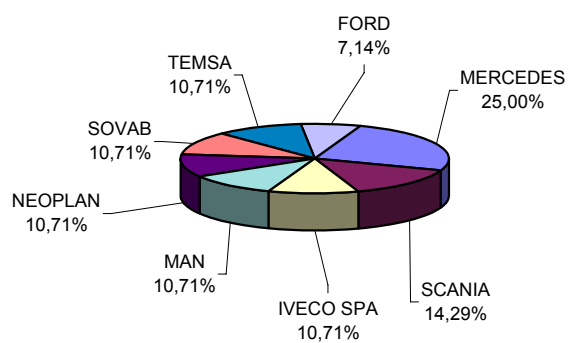
Sales of new lorries : January 2009



**Table 4. Sales of new and used busses per make :
January 2009**

Makes	Busses	
	January	
	new	used
BOVA	-	2
EVOBUS	-	3
FORD	2	-
G.AUWARTER	-	1
IVECO SPA	3	-
KASSBOHRER	-	4
MAN	3	6
MERCEDES	7	33
NEOPLAN	3	4
SCANIA	4	-
SETRA	-	2
SOVAB	3	-
TEMSA	3	2
TROEGMOLLER	-	5
VOLVO	-	1
TOTAL	28	63

Sales of new busses : January 2009



**Table 5. Sales of new and used motorcycles per make:
January 2009**

Makes	Motorcycles	
	January	
	new	used
AEON MOTOR	9	-
AMSTRONG	4	-
APRILIA	3	1
B.M.W.	64	20
BENZHOU VEHICLE	1	-
BOXER S.R.L	1	-
BUELL MOTORCYCL	-	2
CHANGZHOU	105	-
CHINA JIALING	8	-
CHONGQING	287	2
CHUNFENG	7	1
CIXI KINGRING	3	-
DAELIM	19	-
DAZON	1	-
DINLI METAL	3	-
DRESEL MCT	7	1
DUCATI	20	2
EGIMOTORS	2	-
FUXIN MOTOR IND	1	-
GAMAX MOTO CORPORATIO	1	-
GAS GAS	4	-
GORGOLIS S.A	276	-
GUANGZHOU	65	-
HARLEY DAVIDSON	20	11
HERCHEE INDUSTR	1	-
HONDA	648	25
HYOSUNG MOTORS	8	-
JIANGMEN	5	-
JIANGMEN SINO-H	2	-
JIANGSU	166	1
JIANSHE	1	-
JINAN QINGQI	28	-
JONWAY	5	-
K.L. S.P.A	107	-
K.L. S.R.L.	1	-
K.T.M	47	7
KAWASAKI	126	18
KEEWAY	8	-
KWANG YANG	34	1
KYMCO	-	1
LIFAN INDUSTRY	5	-
LONGCIN GROUP	2	-
MALAGUTI SPA	4	-
MBK INDUSTRIE	49	-
MOTIVE POWER	1	-
MOTO GUZZI	7	-
MOTO MORINI	1	-
MOTO SPA	4	-
MV AGUSTA	2	1
NACIONAL MOTOR	4	-
NEW FORCE MOTOR	1	-
NINGBO LONGJIA	1	-
PEUGEOT	10	-
PIAGGIO	515	10
POLARIS	3	-
QINGQI GROUP NI	1	-
R.G.P. SRL	1	-
RIEJU	1	-
ROYAL ENFIELD	1	-
S&T MOTORS CO L	1	-
SAN YANG	247	-
SHANGDONG LIANG	1	-
SHANGHAI GOKA	2	-
SHANGHAI JIALIN	6	-
SHANGHAI SHENKE	1	-
STANDARD MOTOR	5	-
SUZUKI	343	21
TAIWAN GOLDEN B	1	-
TAIZHO	104	-
TRIUMPH	41	-
URAL	-	1
WUXI FUTONG	1	-
XINGYUE GROUP C	7	-
YAMAHA	547	32
YONGKANG EASY V	1	-
ZENGCHENG HAILI	13	-
ZHEJIANG	102	2
ZHONGSHAN GUOCH	1	-
ZHUZHOU JIANSHE	10	-
ZONGSHEN INDUST	102	-
TOTAL	4.247	160

Sales of new motorcycles : January 2009

