



HELLENIC REPUBLIC



MINISTRY OF ECONOMY AND FINANCE



GENERAL SECRETARIAT OF
THE NATIONAL STATISTICAL
SERVICE OF GREECE

Piraeus, 3 - 10 - 2008

PRESS RELEASE

Vehicle Circulation Licences

SEPTEMBER 2008

The General Secretariat of the National Statistical Service of Greece announces that during the period of January - September 2008, 291.842 road motor cars (both new and used abroad) were put into circulation for the first time, representing a decrease of 3,3% compared to the corresponding period of 2007. An increase of 4,4% had been observed during the January - September 2007 period, compared to the one of 2006.

Furthermore, the circulation of new motorcycles (above 50cc) during 2008 amounted in 87.670, against 85.828 in 2007 representing an 2,1% increase. An increase of 9,9% had been observed during the period of January - September 2007 compared to the corresponding one of 2006.

Responsible: Konstantinos Menexes

Phone : (0030) 210 4852500

FAX : (0030) 210 4852496

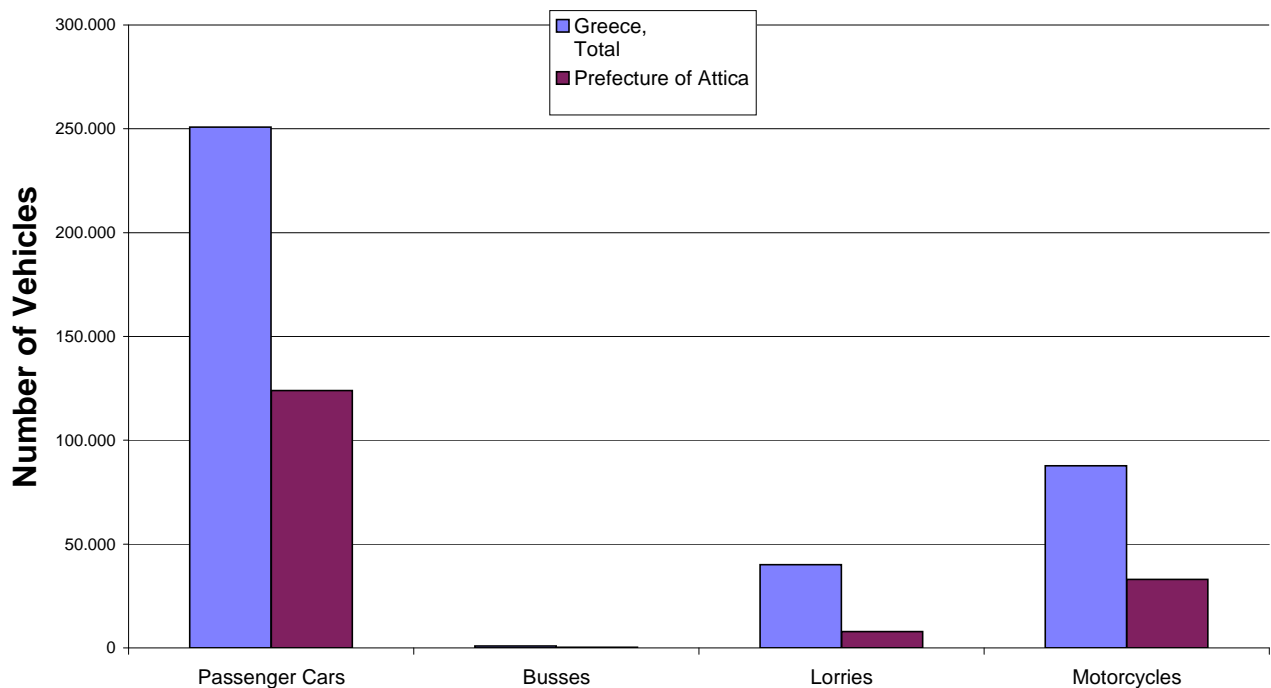
e-mail : menexesk@statistics.gr

<http://www.statistics.gr>

**Table 1: Road motor vehicles, both new and used, put into circulation for the first time in Greece:
2006 - 2008**

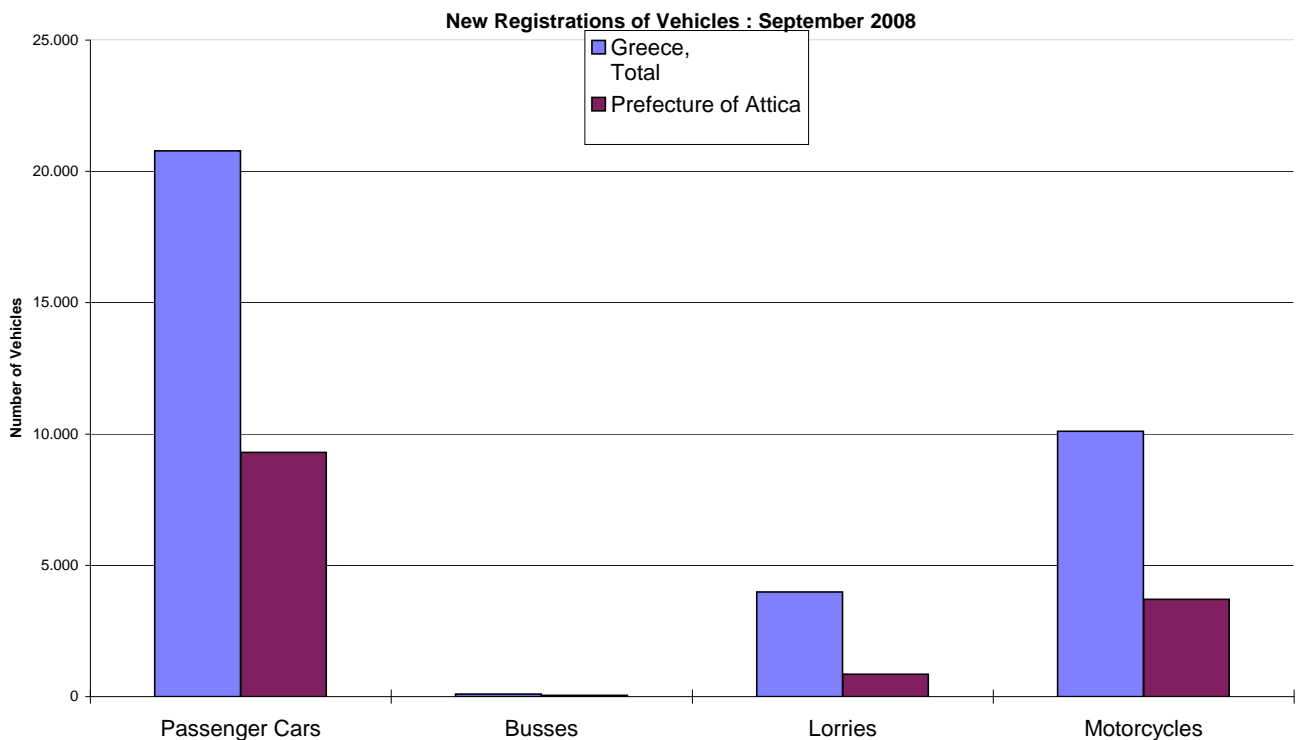
Category of Road Motor Vehicles	January - September						Change (%)			
	2008		2007		2006		2008/2007		2007/2006	
	Total	Used	Total	Used	Total	Used	Total	Used	Total	Used
Greece, total										
Road Motor Vehicles, total	379.512	48.100	387.702	56.752	367.129	55.901	-2,1	-15,2	5,6	1,5
1. Road motor cars	291.842	45.561	301.874	53.515	289.033	52.241	-3,3	-14,9	4,4	2,4
Passenger Cars	250.840	24.868	259.746	31.499	246.684	29.924	-3,4	-21,1	5,3	5,3
Busses	864	392	929	431	861	451	-7,0	-9,0	7,9	-4,4
Lorries	40.138	20.301	41.199	21.585	41.488	21.866	-2,6	-5,9	-0,7	-1,3
2. Motorcycles > 50 cc	87.670	2.539	85.828	3.237	78.096	3.660	2,1	-21,6	9,9	-11,6
Prefecture of Attica										
Road Motor Vehicles, total	165.233	12.776	169.602	15.348	160.604	16.137	-2,6	-16,8	5,6	-4,9
1. Road motor cars	132.267	12.110	137.588	14.506	131.095	15.053	-3,9	-16,5	5,0	-3,6
Passenger Cars	123.985	8.798	129.013	11.198	122.684	11.541	-3,9	-21,4	5,2	-3,0
Busses	361	135	369	154	345	140	-2,2	-12,3	7,0	10,0
Lorries	7.921	3.177	8.206	3.154	8.066	3.372	-3,5	0,7	1,7	-6,5
2. Motorcycles > 50 cc	32.966	666	32.014	842	29.509	1.084	3,0	-20,9	8,5	-22,3

New Registrations of Vehicles : January - September 2008



**Table 2: Road motor vehicles, both new and used, put into circulation for the first time in Greece :
2006 - 2008**

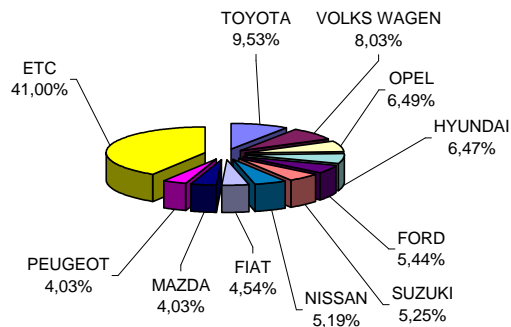
Category of Road Motor Vehicles	September						Change (%)			
	2008		2007		2006		2008/2007		2007/2006	
	Total	Used	Total	Used	Total	Used	Total	Used	Total	Used
Greece, total										
Road Motor Vehicles, total	34.965	4.063	36.123	5.116	34.680	5.565	-3,2	-20,6	4,2	-8,1
1. Road motor cars	24.859	3.823	26.383	4.805	25.631	5.258	-5,8	-20,4	2,9	-8,6
Passenger Cars	20.778	1.957	22.214	2.845	21.399	3.044	-6,5	-31,2	3,8	-6,5
Busses	94	70	111	63	72	39	-15,3	11,1	54,2	61,5
Lorries	3.987	1.796	4.058	1.897	4.160	2.175	-1,7	-5,3	-2,5	-12,8
2. Motorcycles > 50 cc	10.106	240	9.740	311	9.049	307	3,8	-22,8	7,6	1,3
Prefecture of Attica										
Road Motor Vehicles, total	13.911	1.004	14.212	1.317	14.256	1.543	-2,1	-23,8	-0,3	-14,6
1. Road motor cars	10.200	949	10.557	1.242	10.791	1.451	-3,4	-23,6	-2,2	-14,4
Passenger Cars	9.303	607	9.702	960	9.870	1.102	-4,1	-36,8	-1,7	-12,9
Busses	44	30	57	27	38	17	-22,8	11,1	50,0	58,8
Lorries	853	312	798	255	883	332	6,9	22,4	-9,6	-23,2
2. Motorcycles > 50 cc	3.711	55	3.655	75	3.465	92	1,5	-26,7	5,5	-18,5



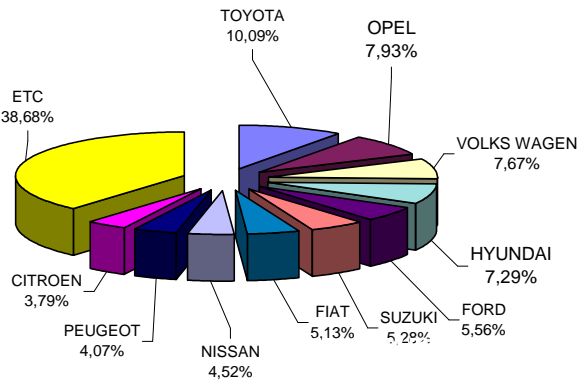
**Table 3. Sales of new and used passenger cars per make:
September and January - September 2008**

Makes	Passenger cars			
	September		Jan - Sep.	
	New	Used	New	Used
ADLER	-	-	-	1
ADRIA	-	-	6	1
ALFA ROMEO	105	6	967	78
AMERICAN MOTORS	-	-	-	2
ASTON MARTIN	1	-	4	11
AUDI	511	128	5.403	1.568
AUSTIN	-	-	-	1
AUTOBIANCHI	-	-	-	1
AUTOCARABANS - RIMOR SPA	-	-	3	3
AUTOMIRAGE	-	-	-	1
AUTOMOBILE DACI	-	-	1	-
B.M.W.	746	312	8.194	4.191
BENTLEY	1	1	16	10
CADILLAC	1	-	46	1
CHANGA CO	6	-	23	3
CHEVROLET	336	5	4.703	28
CHEVROLET (GENERAL MOTOR)	2	-	36	5
CHRYSLER	179	18	2.241	230
CITROEN	635	7	8.559	146
DAEWOO	-	1	1	27
DAIHATSU	518	20	5.351	202
DODGE	97	1	798	3
FERRARI	1	-	13	22
FIAT	855	24	11.597	371
FIAT AUTO SPA	2	2	45	2
FORD	1.023	26	12.574	373
G.M.C.	-	-	-	3
GENERAL MOTORS	1	3	14	49
HOBBY WOHNWAGEN	-	-	1	-
HONDA	500	69	5.205	834
HONGXING	-	-	4	-
HUMBER	-	1	-	2
HUMMER	2	-	34	-
HYMER AG	-	-	-	7
HYUNDAI	1.217	8	16.470	98
ISUZU	-	-	-	2
JAGUAR	17	5	220	68
JIANGLING LANDWIND	1	-	8	1
KIA	444	5	7.023	43
LADA	20	-	281	2
LAMBORGHINI	1	-	7	8
LANCIA	77	6	864	27
LAND ROVER	21	8	397	170
LINCOLN CONTIN.	-	-	-	1
LOTUS	2	1	9	13
MASERATI	-	-	18	2
MAZDA	759	17	7.349	223
MC LOUIS SPA	-	-	-	1
MERCEDES	713	543	7.077	7.705
MITSUBISHI	367	15	4.382	192
MORGAN	-	-	1	-
N.S.U.	-	-	-	1
NG TF ROADSTER	-	-	-	1
NISSAN	977	18	10.209	266
OPEL	1.222	58	17.927	723
PEUGEOT	759	10	9.198	139
PIAGGIO	-	-	-	2
PONTIAC	-	-	-	1
PORSCHE	24	43	371	577
RENAULT	392	24	2.017	216
ROLLS ROYCE	-	-	-	4
SAAB	62	1	729	59
SEA S.P.A	-	-	3	-
SEAT	636	6	8009	93
SHIJIAZHANG SH	-	-	48	2
SHUANGHUAN AUTO	6	-	39	-
SIMCA	-	-	-	1
SKODA	635	6	8335	55
SMART	336	307	3.465	3.090
SSANGYONG	17	-	231	2
SUBARU	174	4	1696	76
SUZUKI	988	40	11924	533
TODOROVIC	-	-	-	1
TOYOTA	1793	102	22790	902
TRIGANO	-	-	6	2
TRIUMPH	-	-	-	2
VAUXHALL	-	-	-	2
VEB SACHSENRING	-	-	-	1
VOLKS WAGEN	1511	99	17325	1.318
VOLVO	128	6	1705	55
WILLYS	-	1	-	12
TOTAL	18.821	1.957	225.972	24.868

**Sales of new passenger cars :
September 2008**



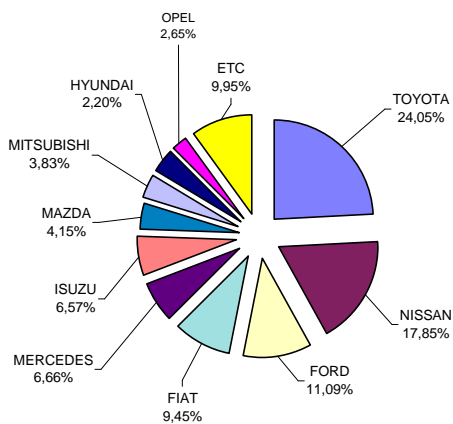
**Sales of new passenger cars :
September 2008** **January -
September 2008**



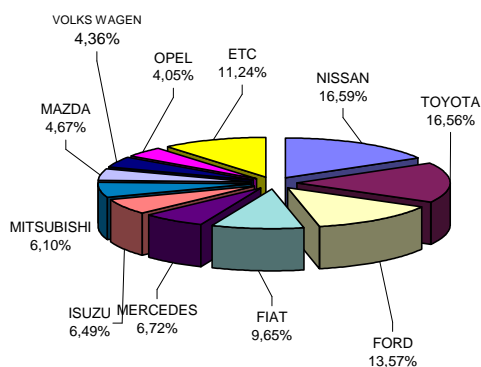
**Table 4. Sales of new and used lorries per make:
September and January - September 2008**

Makes	Lorries			
	September		Jan - Sep.	
	New	Used	New	Used
ASIA	-	-	-	1
ASTRA	5	1	26	1
AUDI	-	-	-	3
AVIA	-	-	-	1
B.M.W.	-	-	-	1
BORCO-HOEHNS	-	-	-	1
CHEVROLET	-	-	-	16
CHRYSLER	-	-	-	9
CITROEN	52	9	582	113
CONY	-	-	-	1
DACIA	-	-	-	1
DAEWOO	-	-	-	3
DAF	15	18	105	228
DAIHATSU	-	3	1	42
DODGE	-	1	-	14
FAP	-	-	-	1
FIAT	207	30	1,914	357
FIAT-IVECO	1	9	3	129
FORD	243	161	2,692	1,518
G.M.C.	-	1	-	3
GENERAL MOTORS	-	1	2	13
GRECAV SPA	1	-	5	-
HANOMAG	-	-	-	1
HYUNDAI	-	6	-	101
ISUZU	144	14	1,288	236
IVECO MAGIRUS	6	2	17	45
IVECO SPA	32	3	302	26
KIA	-	4	-	17
LANCIA	-	-	-	1
LEYLAND	-	-	-	1
LLOYD	-	-	-	1
MAGIRUS	-	2	-	5
MAN	16	74	200	984
MAZDA	91	35	927	420
MERCEDES	146	541	1,333	6,699
MITSUBISHI	84	179	1,210	1,985
NISSAN	391	135	3,291	1,532
OAF	-	-	1	3
OM	-	-	-	2
OPEL	58	52	804	621
PEUGEOT	19	5	246	93
PFAU	-	1	-	7
PIAGGIO	9	4	163	62
RENAULT	14	38	148	393
ROVER	-	-	8	9
SAMSUNG	-	-	-	1
SCANIA	13	43	113	380
SEAT	-	4	10	44
SEDDON	-	-	-	3
SISU	-	-	1	-
SKODA	1	24	4	224
SOVAB	-	1	8	8
SOVAM	-	-	-	2
SSANGYONG	8	-	54	-
STEYER	-	-	-	9
SUBARU	-	-	-	1
SUZUKI	-	8	1	99
TATA	-	-	1	-
TOYOTA	527	108	3,285	1,117
TRENKLE	-	-	-	1
VAUXHALL	-	-	-	1
VOLKS WAGEN	82	187	864	1,921
VOLVO	26	92	227	790
WARTBURG	-	-	1	-
TOTAL	2.191	1.796	19.837	20.301

Sales of new lorries : September 2008

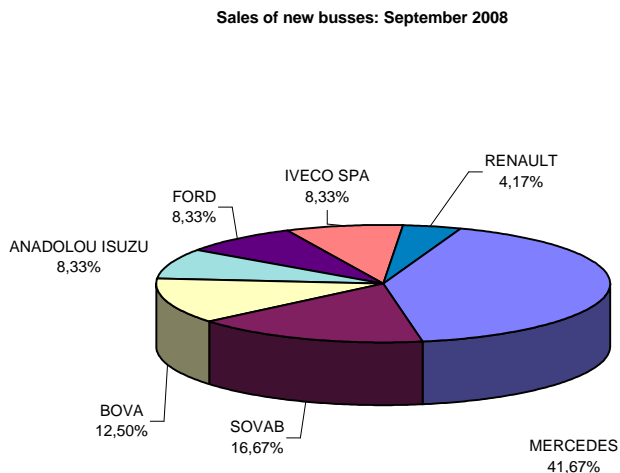


Sales of new lorries: January - September 2008

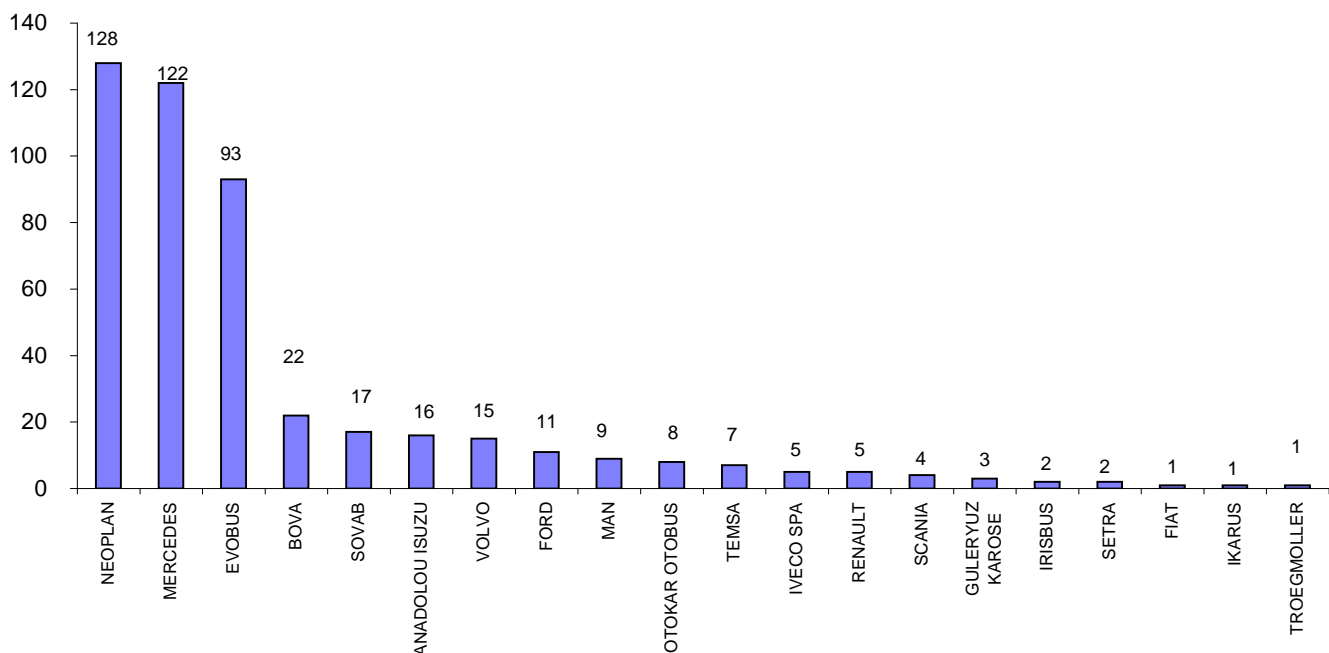


**Table 5. Sales of new and used busses per make:
September and January - September 2008**

Makes	Busses			
	September		Jan - Sep.	
	new	used	new	used
ANADOLOU ISUZU	2	-	16	-
BOVA	3	1	22	23
DAF	-	-	-	1
EOS-COACH	-	-	-	1
EVOBUS	-	3	93	29
FIAT	-	-	1	1
FIAT-IVECO	-	-	-	3
FORD	2	1	11	7
G.AUWARTER	-	-	-	14
G.B.M. SPA	-	-	-	2
GULERYUZ KAROSE	-	-	3	-
IKARUS	-	-	1	-
IRISBUS	-	-	2	-
IVECO SPA	2	-	5	-
KASSBOHRER	-	1	-	27
KUTSENITS-HORNSTEI	-	1	-	1
MAGIRUS	-	-	-	1
MAN	-	4	9	26
MERCEDES	10	56	122	196
MITSUBISHI	-	-	-	1
NEOPLAN	-	3	128	13
OTOKAR OTOBUS	-	-	8	-
RENAULT	1	-	5	1
SCANIA	-	-	4	6
SETRA	-	-	2	20
SOVAB	4	-	17	1
TEMSA	-	-	7	-
TROEGMOLLER	-	-	1	8
VOLKS WAGEN	-	-	-	3
VOLVO	-	-	15	7



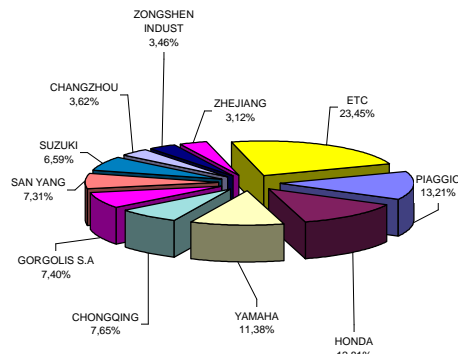
Sales of new busses : January - September 2008



**Table 6. Sales of new and used motorcycles per make:
September and January - September 2008**

Makes	Motorcycles			
	September		Jan - Sep.	
	new	used	new	used
ACE TRADE	1	-	5	-
AEON MOTOR	40	-	314	2
AIE MOTOR	5	-	22	1
AIXAM	-	-	4	-
AMSTRONG	6	-	45	-
APRILIA	10	5	191	45
B.M.W.	90	22	1,411	386
BELGARDA SPA	-	2	3	6
BENZHOUE VEHICLE	9	-	75	-
BETA MOTOR SPA	-	-	2	-
BMW	62	-	315	3
BOMBARDIER INC.	3	-	15	-
BOOM TRIKES	-	-	3	-
BOXER S.R.L	6	-	82	-
BUELL MOTORCYCL	3	-	4	1
CARTER BROTHERS	3	-	45	-
CHANGZHOU	357	-	1,999	-
CHINA JIALING	26	-	362	-
CHONGQING	755	1	6,266	8
CHUNFENG	21	-	207	-
CIXI KINGRING	5	-	49	-
CPI MOTOR CO	-	-	3	1
DAELIM	47	1	471	8
DALL'ARA SRL	-	-	13	-
DAZON	-	-	9	2
DINLI METAL	1	-	28	-
DRESEL MCT	7	-	44	4
DUCATI	27	2	384	26
EGIMOTORS	2	-	18	-
FOSTI MOTORCYCL	-	-	2	-
FUXIN MOTOR IND	-	-	8	-
G.H.E. MOTORHIS	-	-	5	-
GAGIVA MOTOR	-	-	3	4
GAS GAS	1	-	22	1
GEELY	1	-	26	-
GORGOLIS S.A	730	-	5,771	2
GUANGZHOU	137	-	1,543	1
HARLEY DAVIDSON	23	5	178	44
HERCHEE INDUSTR	1	-	58	-
HONDA	1,264	46	11,494	571
HUSABERG	-	-	-	3
HYOSUNG MOTORS	30	-	227	2
ITALJET MOTO SR	-	-	2	-
JAWA	-	-	4	-
JIANGMEN	44	-	521	1
JIANGMEN SINO-H	13	-	38	-
JIANGSU	75	-	799	1
JIANGSU SINSKI	-	-	20	-
JINAN QINGQI	84	-	256	1
JINCHENG	2	-	25	-
JONWAY	21	-	104	1
JORDAN MOTORS	-	-	16	-
K.L. S.P.A	206	-	716	1
K.L. S.R.L.	-	-	10	-
K.T.M	88	3	932	23
KAWASAKI	216	28	2,608	291
KEEWAY	26	-	494	1
KWANG YANG	172	3	1,607	19
LIFAN INDUSTRY	12	-	14	-
LIFENG GROUP CO	1	-	18	-
LONCIN GROUP	12	-	199	1
LUOYANG NORTHEM	2	-	22	-
MALAGUTI SPA	17	1	233	7
MBK INDUSTRIE	157	2	1,587	29
MOTIVE POWER	6	-	108	-
MOTO GUZZI	8	-	89	2
MOTO SPA	3	-	65	-
MOTO ZETA SRL	-	-	20	-
MV AGUSTA	3	-	87	4
N.M. NEW COMPON	-	-	3	-
NACIONAL MOTOR	20	-	173	-
NANCHANG KE CHI	2	-	13	-
NANJING JINCHEN	1	-	7	-
NEW FORCE MOTOR	7	-	69	-
NINGBO LONGJIA	3	-	28	1
PAOLETTI RACING	1	-	16	-
PEUGEOT	36	2	523	6
PIAGGIO	1,303	14	10,811	112
POLARIS	-	-	7	1
QINGQI GROUP NI	-	-	6	-
R.G.P. SRL	3	-	56	-
REINMECH CORPOR	-	-	5	-
RIEJU	-	-	4	-
ROYAL ENFIELD	-	-	24	-
SAN YANG	721	1	4,416	3
SHANGAI HONLIN	3	-	30	-
SHANGDONG LIANG	-	-	13	-
SHANGHAI GOKA	11	-	100	-
SHANGHAI JIALIN	23	-	186	-
SHANGHAI JMSTAR	10	-	46	-
SHANGHAI MEITIA	-	-	1	-
SHANGHAI SHENKE	7	-	28	-
SKY TEAM	26	-	125	-
STANDARD MOTOR	-	-	17	-
SUZHOU INDUSTRI	-	-	3	-
SUZUKI	650	38	7,300	346
TAIWAN GOLDEN B	6	-	86	1
TAIZHOU	242	-	2,180	2
TM RACING S.R.L	-	-	5	-
TRIUMPH	58	-	540	4
UNIVERSAL	3	-	8	-
WENLING ZHENSHE	2	-	29	-
WUXI FUTONG	6	-	17	-
XINGYUE GROUP C	15	-	184	1
YAMAHA	1,123	63	10,361	536
YONGKANG	3	-	10	-
ZENGCHENG HAILI	66	-	438	-
ZHEJIANG	308	1	2,282	6
ZHONGSHAN GUOCH	4	-	77	-
ZHUZHOU JIANSHE	19	-	38	-
ZONGSHEN INDUST	341	-	2,532	2
ETC	2	-	14	15
TOTAL	9,866	240	85,131	2,539

Sales of new motorcycles : September 2008



Sales of new motorcycles : January - September 2008

