




HELLENIC REPUBLIC



MINISTRY OF ECONOMY AND FINANCE



GENERAL SECRETARIAT OF
THE NATIONAL STATISTICAL
SERVICE OF GREECE

Piraeus, 5-9-2008

PRESS RELEASE

Vehicle Circulation Licences

JULY 2008

Revised data of July 2008, (release date 5-8-2008)

The General Secretariat of the National Statistical Service of Greece announces that during the period of January - July 2008, 241.753 road motor cars (both new and used abroad) were put into circulation for the first time, representing a decrease of 2,1% compared to the corresponding period of 2007. An increase of 4,1% had been observed during the January - July 2007 period, compared to the one of 2006.

Furthermore, the circulation of new motorcycles (above 50cc) during 2008 amounted in 68.169, against 66.227 in 2007 representing an 2,9% increase. An increase of 11,5% had been observed during the period of January - July 2007 compared to the corresponding one of 2006.

Responsible: Konstantinos Menexes

Phone : (0030) 210 4852500

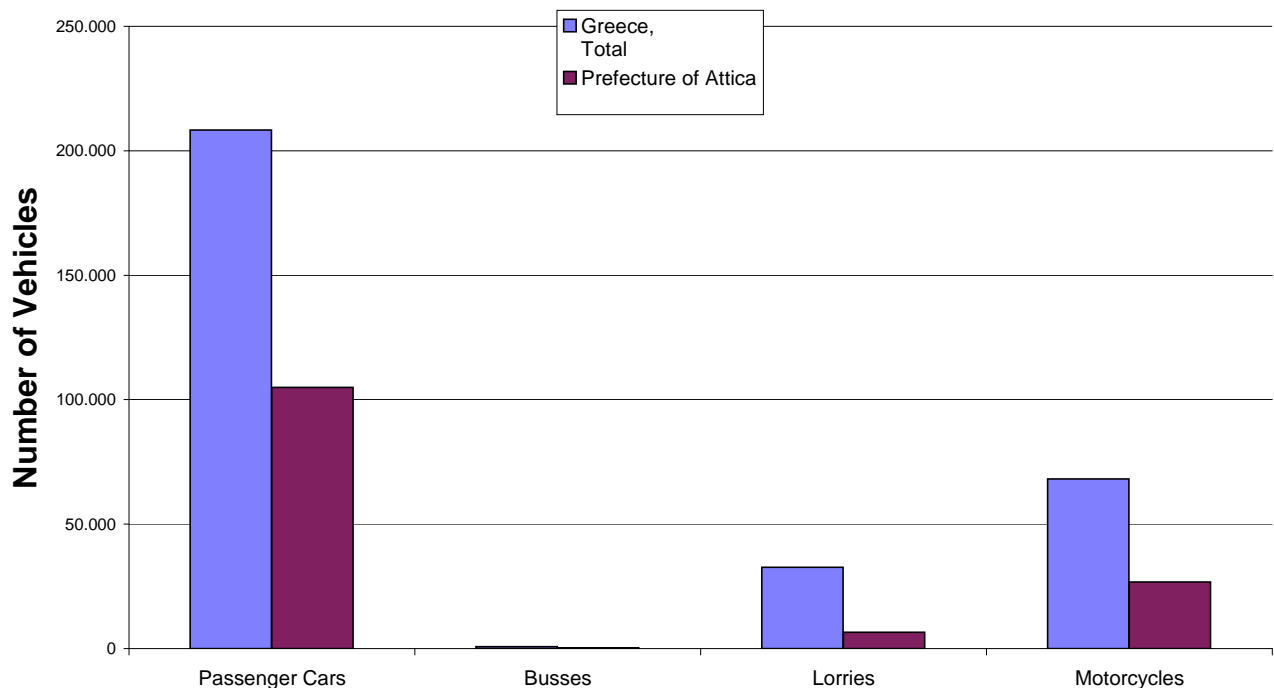
FAX : (0030) 210 4852496

e-mail : menexesk@statistics.gr

**Table 1: Road motor vehicles, both new and used, put into circulation for the first time in Greece:
2006 - 2008**

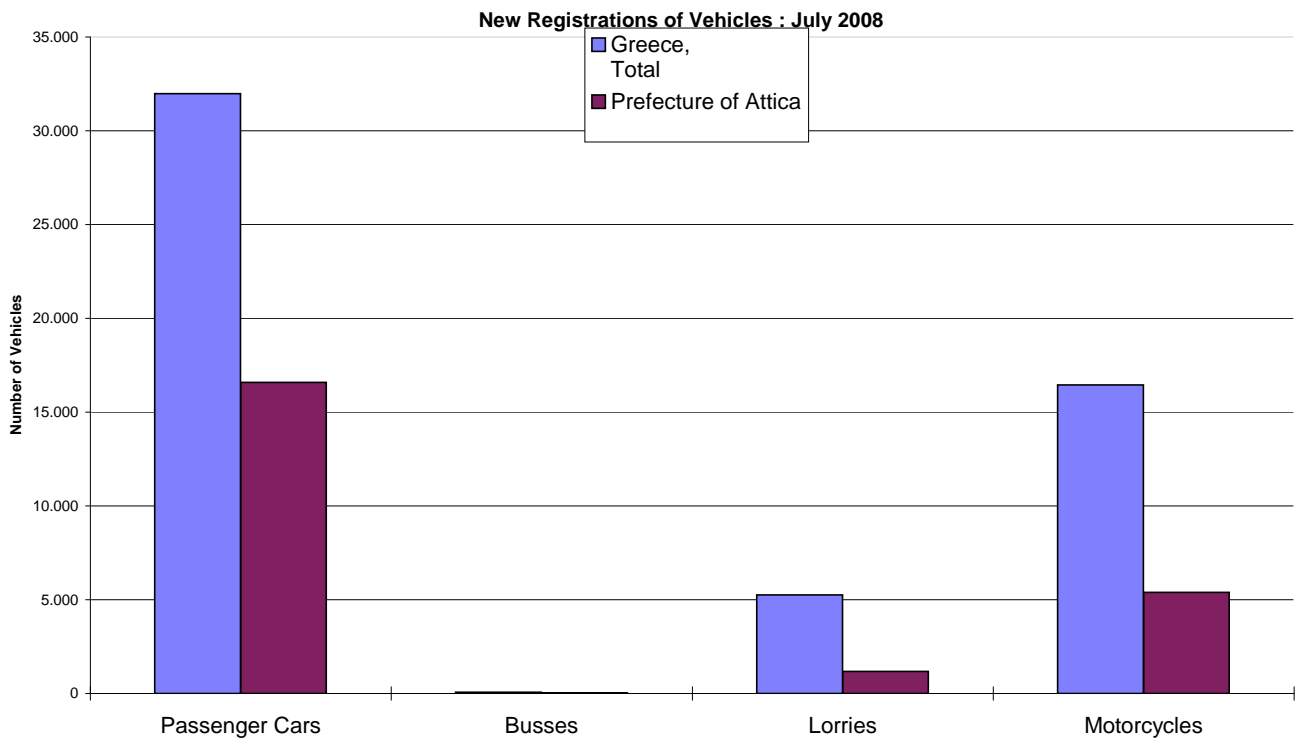
Category of Road Motor Vehicles	January - July						Change (%)			
	2008		2007		2006		2008/2007		2007/2006	
	Total	Used	Total	Used	Total	Used	Total	Used	Total	Used
Greece, total										
Road Motor Vehicles, total	309.922	40.122	313.102	46.277	296.570	44.809	-1,0	-13,3	5,6	3,3
1. Road motor cars	241.753	38.084	246.875	43.683	237.174	41.868	-2,1	-12,8	4,1	4,3
Passenger Cars	208.375	20.985	212.979	25.625	202.969	23.832	-2,2	-18,1	4,9	7,5
Busses	719	288	695	319	721	378	3,5	-9,7	-3,6	-15,6
Lorries	32.659	16.811	33.201	17.739	33.484	17.658	-1,6	-5,2	-0,8	0,5
2. Motorcycles > 50 cc	68.169	2.038	66.227	2.594	59.396	2.941	2,9	-21,4	11,5	-11,8
Prefecture of Attica										
Road Motor Vehicles, total	138.562	10.943	141.124	12.748	132.817	13.190	-1,8	-14,2	6,3	-3,4
1. Road motor cars	111.797	10.370	115.523	12.053	109.651	12.275	-3,2	-14,0	5,4	-1,8
Passenger Cars	104.955	7.598	108.584	9.273	102.885	9.396	-3,3	-18,1	5,5	-1,3
Busses	287	83	261	106	276	110	10,0	-21,7	-5,4	-3,6
Lorries	6.555	2.689	6.678	2.674	6.490	2.769	-1,8	0,6	2,9	-3,4
2. Motorcycles > 50 cc	26.765	573	25.601	695	23.166	915	4,5	-17,6	10,5	-24,0

New Registrations of Vehicles : January - July 2008



**Table 2: Road motor vehicles, both new and used, put into circulation for the first time in Greece :
2006 - 2008**

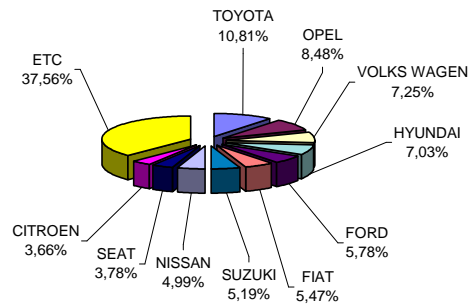
Category of Road Motor Vehicles	July						Change (%)			
	2008		2007		2006		2008/2007		2007/2006	
	Total	Used	Total	Used	Total	Used	Total	Used	Total	Used
Greece, total										
Road Motor Vehicles, total	53.771	5.934	50.004	6.534	47.102	6.527	7,5	-9,2	6,2	0,1
1. Road motor cars	37.322	5.527	36.381	6.091	34.668	5.979	2,6	-9,3	4,9	1,9
Passenger Cars	31.985	2.939	31.416	3.548	29.933	3.305	1,8	-17,2	5,0	7,4
Busses	73	37	113	49	86	46	-35,4	-24,5	31,4	6,5
Lorries	5.264	2.551	4.852	2.494	4.649	2.628	8,5	2,3	4,4	-5,1
2. Motorcycles > 50 cc	16.449	407	13.623	443	12.434	548	20,7	-8,1	9,6	-19,2
Prefecture of Attica										
Road Motor Vehicles, total	23.200	1.692	22.134	1.863	20.827	1.903	4,8	-9,2	6,3	-2,1
1. Road motor cars	17.808	1.586	17.607	1.761	16.668	1.760	1,1	-9,9	5,6	0,1
Passenger Cars	16.594	1.137	16.467	1.357	15.743	1.319	0,8	-16,2	4,6	2,9
Busses	31	18	40	19	36	18	-22,5	-5,3	11,1	5,6
Lorries	1.183	431	1.100	385	889	423	7,5	11,9	23,7	-9,0
2. Motorcycles > 50 cc	5.392	106	4.527	102	4.159	143	19,1	3,9	8,8	-28,7



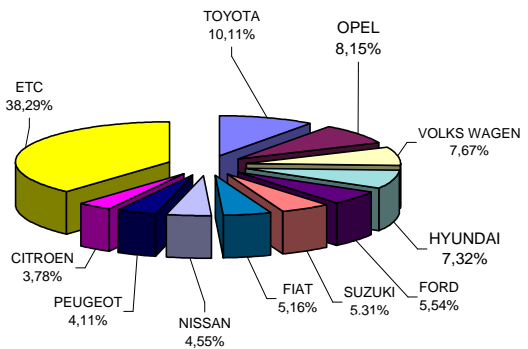
**Table 3. Sales of new and used passenger cars per make:
July and January - July 2008**

Makes	Passenger cars			
	July		Jan - Jul.	
	New	Used	New	Used
ADLER	-	-	-	1
ADRIA	-	-	6	1
ALFA ROMEO	146	9	769	65
AMERICAN MOTORS	-	-	-	1
ASTON MARTIN	-	1	3	10
AUDI	611	183	4.245	1.330
AUSTIN	-	-	-	1
AUTOBIANCHI	-	-	-	1
AUTOCARABANS - RIMOR SPA	-	1	3	2
AUTOMIRAGE	-	-	-	1
AUTOMOBILE DACI	-	-	1	-
B.M.W.	828	483	6.820	3.570
BENTLEY	1	1	15	8
CADILLAC	6	-	45	1
CHANGA CO	9	1	11	2
CHEVROLET	700	6	3.957	21
CHEVROLET (GENERAL MOTOR)	14	1	30	5
CHRYSLER	259	30	1.828	193
CITROEN	1.064	20	7.090	122
DAEWOO	-	3	1	23
DAIHATSU	711	22	4.407	157
DODGE	61	-	618	2
FERRARI	4	3	12	21
FIAT	1.589	48	9.675	320
FIAT AUTO SPA	8	-	33	-
FORD	1.678	36	10.378	319
G.M.C.	-	-	-	3
GENERAL MOTORS	-	6	12	43
HOBBY WOHNWAGEN	-	-	1	-
HONDA	600	92	4.332	711
HONGXING	-	-	4	-
HUMBER	-	-	-	1
HUMMER	4	-	29	-
HYMER AG	-	1	-	7
HYUNDAI	2.042	9	13.723	80
ISUZU	-	-	-	2
JAGUAR	39	4	195	57
JIANGLING LANDWIND	-	-	7	1
KIA	917	5	6.026	33
LADA	34	-	244	2
LAMBORGHINI	-	-	6	7
LANCIA	107	4	707	19
LAND ROVER	35	10	351	149
LINCOLN CONTIN.	-	-	-	1
LOTUS	2	2	6	12
MASERATI	4	-	16	2
MAZDA	914	20	5895	188
MC LOUIS SPA	-	-	-	-
MERCEDES	914	887	5.749	6566
MINI	566	24	3.663	164
MORGAN	-	-	1	-
N.S.U.	-	-	-	1
NG TF ROADSTER	-	-	-	1
NISSAN	1.449	39	8.522	232
OPEL	2.463	91	15.273	587
PEUGEOT	1.003	18	7.700	120
PIAGGIO	-	-	-	2
PONTIAC	-	-	-	1
PORSCHE	35	63	309	491
RENAULT	379	20	1280	172
ROLLS ROYCE	-	1	-	4
SAAB	88	2551	608	52
SEA S.P.A	-	-	3	-
SEAT	1.099	5	6.702	79
SHIJIAZHUANG SH	2	-	47	2
SHUANGHUAN AUTO	15	-	18	-
SIMCA	-	-	-	1
SKODA	1.004	7	6.877	41
SMART	462	421	2897	2.567
SSANGYONG	20	-	175	2
SUBARU	197	8	1345	67
SUZUKI	1508	62	9949	448
TODOROVIC	-	1	-	1
TOYOTA	3.139	114	18.945	716
TRIGANO	-	-	6	2
TRIUMPH	-	1	-	2
VAUXHALL	-	-	-	2
VEB SACHSENRING	-	-	-	1
VOLKS WAGEN	2106	156	14376	1.109
VOLVO	210	7	1444	47
WILLYS	-	2	-	10
TOTAL	29.046	2.939	187.390	20.985

**Sales of new passenger cars :
July 2008**



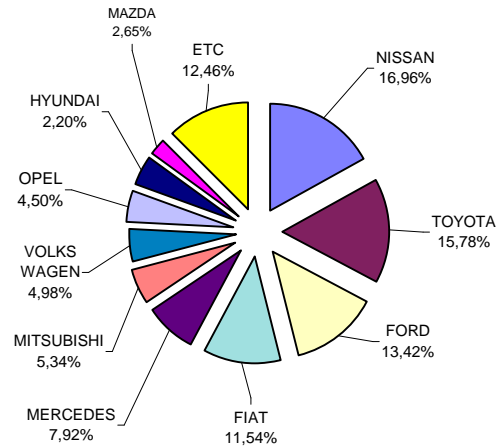
**Sales of new passenger cars :
January - July 2008**



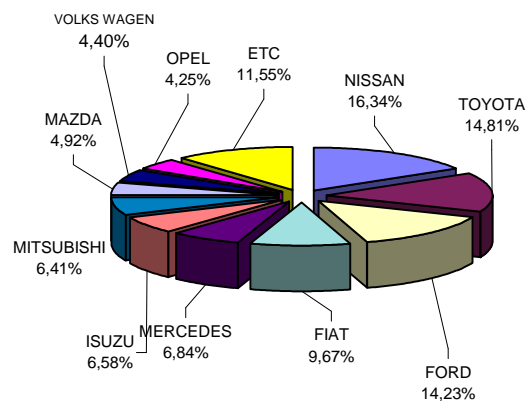
**Table 4. Sales of new and used lorries per make:
July and January - July 2008**

Makes	Lorries			
	July		Jan - Jul.	
	New	Used	New	Used
ASIA	-	1	-	1
ASTRA	-	-	15	-
AUDI	-	-	-	3
AVIA	-	-	-	1
B.M.W.	-	-	-	1
BORCO-HOEHNS	-	-	-	1
CHEVROLET	-	1	-	15
CHRYSLER	-	-	-	8
CITROEN	61	14	496	95
CONY	-	-	-	1
DACIA	-	1	-	1
DAEWOO	-	1	-	3
DAF	22	34	87	178
DAIHATSU	-	10	1	35
DODGE	-	2	-	13
FAP	-	-	-	1
FIAT	313	50	1.532	290
FIAT-IVECO	2	27	2	112
FORD	364	202	2.255	1.240
G.M.C.	-	-	-	2
GENERAL MOTORS	1	4	2	12
GRECAV SPA	-	-	4	-
HANOMAG	-	-	-	1
HYUNDAI	-	15	-	89
ISUZU	121	25	1.043	196
IVECO MAGIRUS	2	6	10	40
IVECO SPA	64	7	253	20
KIA	-	1	-	11
LEYLAND	-	-	-	1
LLOYD	-	-	-	1
MAGIRUS	-	-	-	3
MAN	30	158	156	838
MAZDA	72	59	779	358
MERCEDES	215	872	1.084	5.612
MITSUBISHI	145	217	1.016	1.617
NISSAN	460	157	2.590	1.244
OAF	-	1	1	3
OM	-	1	-	1
OPEL	122	60	673	512
PEUGEOT	34	14	206	78
PFAU	-	2	-	6
PIAGGIO	26	13	138	52
RENAULT	33	45	115	332
ROVER	1	2	8	9
SAMSUNG	-	-	-	1
SCANIA	16	49	92	311
SEAT	-	-	10	36
SEDDON	-	2	-	3
SISU	1	-	1	-
SKODA	-	26	2	177
SOVAB	3	1	8	6
SOVAM	-	-	-	2
SSANGYONG	7	-	39	-
STEYER	-	2	-	9
SUZUKI	-	9	1	89
TOYOTA	428	136	2.347	932
TRENKLE	-	-	-	1
VAUXHALL	-	-	-	1
VOLKS WAGEN	135	223	698	1.584
VOLVO	35	101	183	622
WARTBURG	-	-	1	-
TOTAL	2.713	2.551	15.848	16.811

Sales of new lorries : July 2008

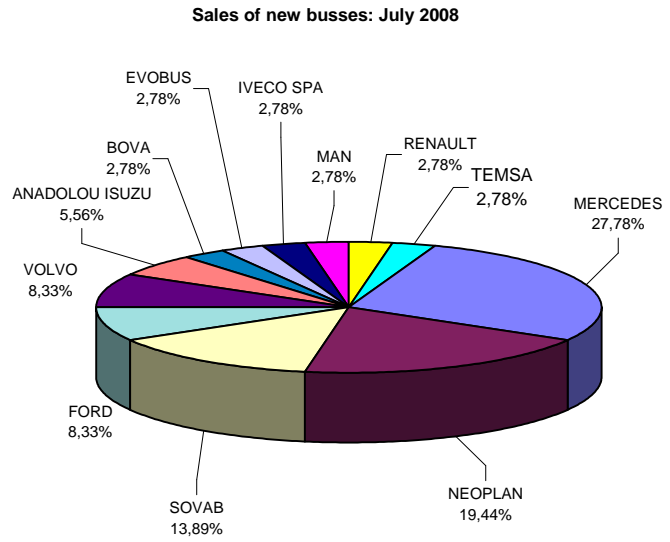


Sales of new lorries: January - July 2008

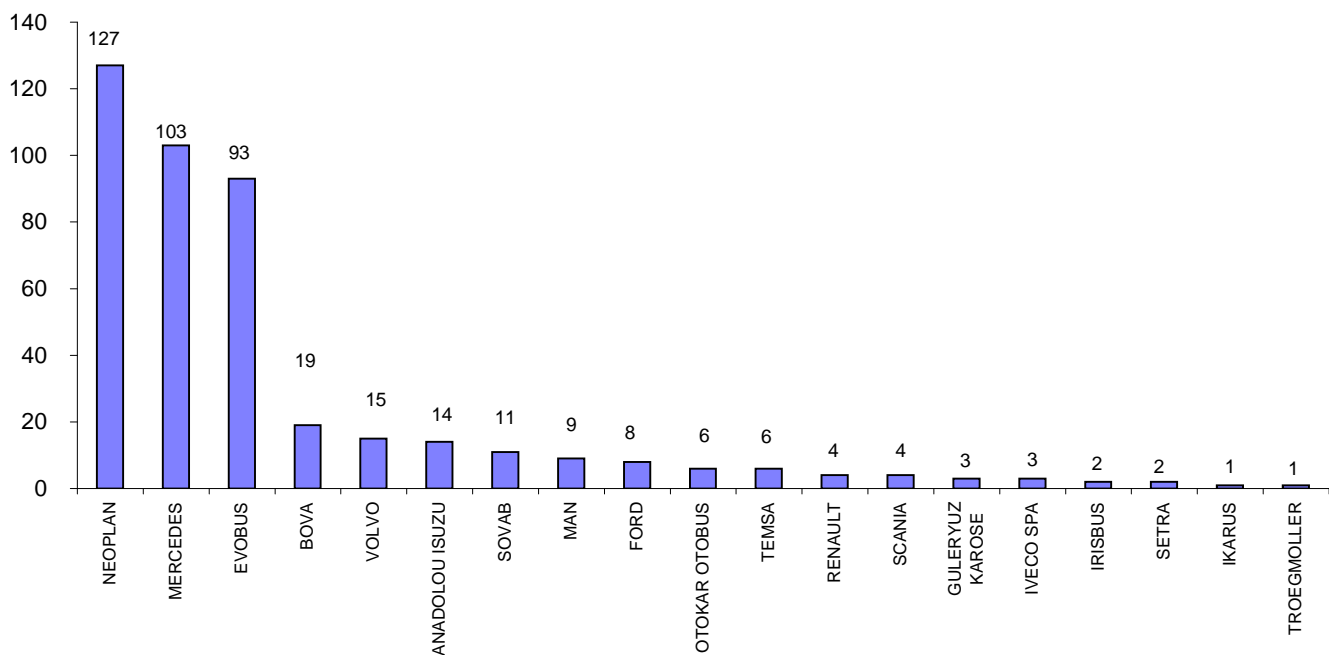


**Table 5. Sales of new and used busses per make:
July and January - July 2008**

Makes	Busses			
	July		Jan - Jul.	
	new	used	new	used
ANADOLU ISUZU	2	-	14	-
BOVA	1	2	19	21
DAF	-	-	-	1
EOS-COACH	-	-	-	1
EVOBUS	1	2	93	25
FIAT	-	-	-	-
FIAT-IVECO	-	-	-	2
FORD	3	1	8	5
G.AUWARTER	-	1	-	12
G.B.M. SPA	-	-	-	1
GULERYUZ KAROSE	-	-	3	-
IKARUS	-	-	1	-
IRISBUS	-	-	2	-
IVECO SPA	1	-	3	-
KASSBOHRER	-	2	-	26
MAGIRUS	-	-	-	1
MAN	1	1	9	22
MERCEDES	10	21	103	119
mitsubishi	-	-	-	1
NEOPLAN	7	-	127	8
OTOKAR OTOBUS	-	-	6	-
RENAULT	1	-	4	1
SCANIA	-	1	4	5
SETRA	-	5	2	19
SOVAB	5	-	11	1
TEMSA	1	-	6	-
TROEGMOLLER	-	1	1	7
VOLKS WAGEN	-	-	-	3
VOLVO	3	-	15	7
TOTAL	36	37	431	288



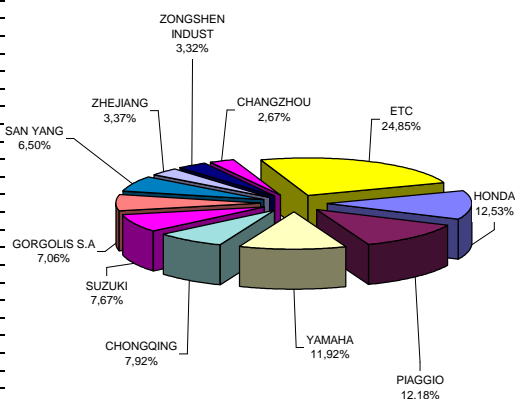
Sales of new busses : January - July 2008



**Table 6. Sales of new and used motorcycles per make:
July and January - July 2008**

Makes	Motorcycles			
	July		Jan - Jul.	
	new	used	new	used
ACE TRADE	1	-	4	-
AEON MOTOR	66	-	242	2
AIE MOTOR	3	-	13	-
AIXAM	1	-	3	-
AMSTRONG	12	-	30	-
APRILIA	29	4	172	33
B.M.W.	323	56	1,444	331
BELGARDA SPA	1	-	3	3
BENZHOU VEHICLE	11	-	63	-
BETA MOTOR SPA	1	-	2	-
BOMBARDIER INC.	1	-	11	-
BOOM TRIKES	-	-	3	-
BOXER S.R.L	18	-	57	-
CARTER BROTHERS	16	-	36	-
CHANGZHOU	429	-	1,407	-
CHINA JIALING	55	-	308	-
CHONGQING	1,270	1	4,830	4
CHUNFENG	36	-	162	-
CIXI KINGRING	11	-	39	-
CPI MOTOR CO	-	-	2	1
DAELIM	95	2	383	5
DALL'ARA SRL	3	-	13	-
DAZON	1	-	9	2
DINLI METAL	8	-	22	-
DRESEL MCT	11	2	26	4
DUCATI	76	4	328	20
EGIMOTORS	1	-	16	-
FUXIN MOTOR IND	-	-	8	-
G.H.E. MOTORHIS	-	-	4	-
GAGIVA MOTOR	-	1	3	4
GAS GAS	4	-	20	1
GEELY	-	-	25	-
GORGOLIS S.A	1,133	-	4,457	1
GUANGZHOU	260	-	1,219	1
HARLEY DAVIDSON	23	5	141	35
HERCHEE INDUSTR	6	-	53	-
HONDA	2,010	99	9,095	476
HYOSUNG MOTORS	35	1	179	1
ITALJET MOTO SR	1	-	2	-
JAWA	-	-	4	-
JIANGMEN	64	-	440	1
JIANGMEN SINO-H	7	-	15	-
JIANGSU	176	-	653	-
JIANGSU SINSKI	20	-	20	-
JINAN QINGQI	77	-	95	1
JINCHENG	6	-	15	-
JONWAY	14	-	73	-
JORDAN MOTORS	3	-	16	-
K.L. S.P.A	135	-	354	-
K.L. S.R.L.	4	-	8	-
K.T.M	118	1	723	15
KAWASAKI	409	43	2,131	243
KEEWAY	65	-	435	1
KWANG YANG	356	4	1,269	12
LIFAN INDUSTRY	1	-	2	-
LIFENG GROUP CO	-	-	15	-
LONCIN GROUP	53	-	162	1
LUOYANG NORTHEM	3	-	20	-
MALAGUTI SPA	60	1	194	6
MBK INDUSTRIE	300	7	1,261	26
MOTIVE POWER	20	-	99	-
MOTO GUZZI	9	2,551	67	2
MOTO SPA	12	-	53	-
MOTO ZETA SRL	-	-	20	-
MV AGUSTA	15	-	79	4
N.M. NEW COMPON	2	-	3	-
NACIONAL MOTOR	43	-	134	-
NANCHANG KE CHI	3	-	10	-
NANJING JINCHEN	3	-	6	-
NEW FORCE MOTOR	8	-	53	-
NINGBO LONGJIA	3	-	17	1
PAOLETTI RACING	1	-	15	-
PEUGEOT	86	-	446	3
PIAGGIO	1,954	18	8,492	89
POLARIS	-	-	6	1
QINGQI GROUP NI	2	-	6	-
R.G.P. SRL	4	-	34	-
REINMECH CORPOR	-	-	5	-
RIEJU	1	-	3	-
ROYAL ENFIELD	3	-	22	-
SAN YANG	1,043	-	3,011	2
SHANGAI HONLIN	2	-	23	-
SHANGDONG LIANG	4	-	12	-
SHANGHAI GOKA	35	-	69	-
SHANGHAI JIALIN	34	-	130	-
SHANGHAI JMSTAR	10	-	28	-
SHANGHAI SHENKE	4	-	17	-
SKY TEAM	21	-	87	-
STANDARD MOTOR	1	-	16	-
SUZHOU INDUSTRI	1	-	3	-
SUZUKI	1,231	63	5,944	270
TAIWAN GOLDEN B	14	-	77	1
TAIZHOU	367	-	1,671	2
TM RACING S.R.L	1	-	5	-
TRIUMPH	113	-	447	2
UNIVERSAL	-	-	4	-
WENLING ZHENSHE	6	-	27	-
WUXI FUTONG	1	-	3	-
XINGYUE GROUP C	56	-	155	1
YAMAHA	1,913	91	8,179	410
YONGKANG	4	-	7	-
ZENGCHENG HAILI	90	-	318	-
ZHEJIANG	540	1	1,650	5
ZHONGSHAN GUOCH	18	-	65	-
ZHUZHOU JIANSHE	5	-	5	-
ZONGSHEN INDUST	532	-	1,857	1
ETC	5	3	12	14
TOTAL	16,042	407	66,131	2,038

Sales of new motorcycles : July 2008



Sales of new motorcycles : January - July 2008

