




HELLENIC REPUBLIC



MINISTRY OF ECONOMY AND FINANCE



GENERAL SECRETARIAT OF
THE NATIONAL STATISTICAL
SERVICE OF GREECE

Piraeus, 5-9-2008

PRESS RELEASE

Vehicle Circulation Licences

JUNE 2008

Revised data of June 2008, (release date 4-7-2008)

The General Secretariat of the National Statistical Service of Greece announces that during the period of January - June 2008, 204.431 road motor cars (both new and used abroad) were put into circulation for the first time, representing a decrease of 2,9% compared to the corresponding period of 2007. An increase of 3,9% had been observed during the January - June 2007 period, compared to the one of 2006.

Furthermore, the circulation of new motorcycles (above 50cc) during 2008 amounted in 51.720 against 52.604 in 2007 representing an 1,7% decrease. An increase of 12,0% had been observed during the period of January - June 2007 compared to the corresponding one of 2006.

Responsible: Konstantinos Menexes

Phone : (0030) 210 4852500

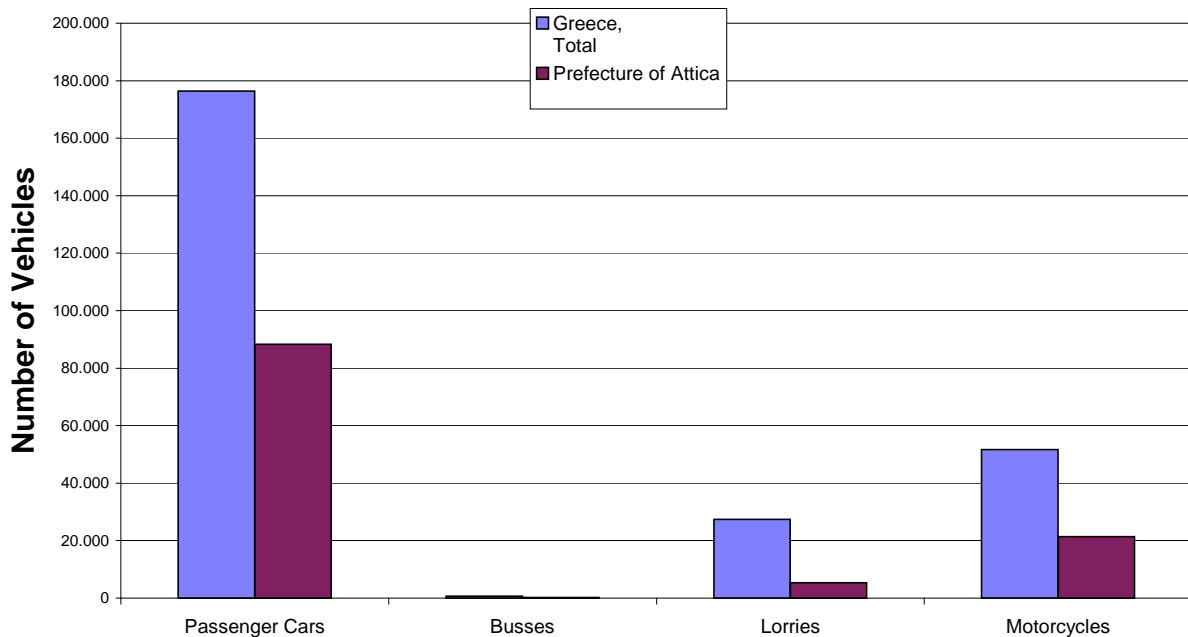
FAX : (0030) 210 4852496

e-mail : menexesk@statistics.gr

Table 1: Road motor vehicles, both new and used, put into circulation for the first time in Greece: 2006 - 2008

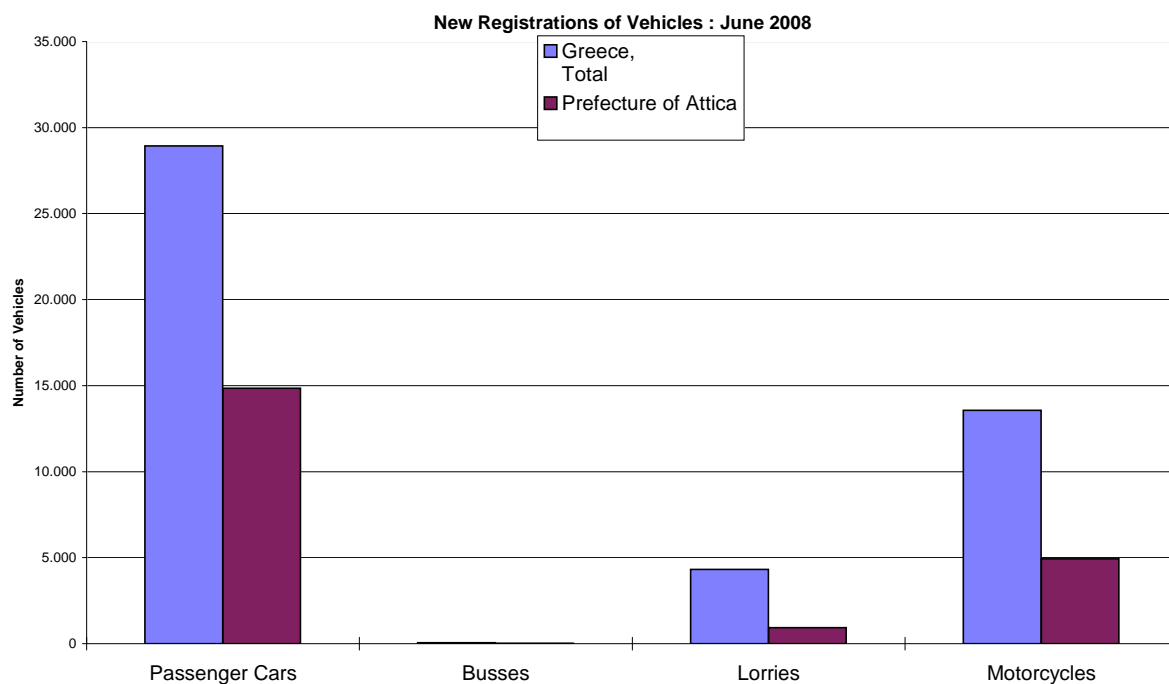
Category of Road Motor Vehicles	January- June						Change (%)			
	2008		2007		2006		2008/2007		2007/2006	
	Total	Used	Total	Used	Total	Used	Total	Used	Total	Used
Greece, total										
Road Motor Vehicles, total	256.151	34.188	263.098	39.743	249.468	38.282	-2,6	-14,0	5,5	3,8
1. Road motor cars	204.431	32.557	210.494	37.592	202.506	35.889	-2,9	-13,4	3,9	4,7
Passenger Cars	176.390	18.046	181.563	22.077	173.036	20.527	-2,8	-18,3	4,9	7,6
Busses	646	251	582	270	635	332	11,0	-7,0	-8,3	-18,7
Lorries	27.395	14.260	28.349	15.245	28.835	15.030	-3,4	-6,5	-1,7	1,4
2. Motorcycles > 50 cc	51.720	1.631	52.604	2.151	46.962	2.393	-1,7	-24,2	12,0	-10,1
Prefecture of Attica										
Road Motor Vehicles, total	115.362	9.251	118.990	10.885	111.990	11.287	-3,0	-15,0	6,3	-3,6
1. Road motor cars	93.989	8.784	97.916	10.292	92.983	10.515	-4,0	-14,7	5,3	-2,1
Passenger Cars	88.361	6.461	92.117	7.916	87.142	8.077	-4,1	-18,4	5,7	-2,0
Busses	256	65	221	87	240	92	15,8	-25,3	-7,9	-5,4
Lorries	5.372	2.258	5.578	2.289	5.601	2.346	-3,7	-1,4	-0,4	-2,4
2. Motorcycles > 50 cc	21.373	467	21.074	593	19.007	772	1,4	-21,2	10,9	-23,2

New Registrations of Vehicles : January- June 2008



**Table 2: Road motor vehicles, both new and used, put into circulation for the first time in Greece :
2006 - 2008**

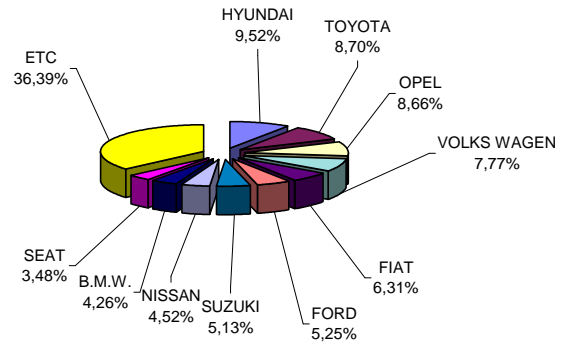
Category of Road Motor Vehicles	June						Change (%)			
	2008		2007		2006		2008/2007		2007/2006	
	Total	Used	Total	Used	Total	Used	Total	Used	Total	Used
Greece, total										
Road Motor Vehicles, total	46.878	4.942	49.891	6.431	47.804	6.671	-6,0	-23,2	4,4	-3,6
1. Road motor cars	33.320	4.598	36.589	6.009	34.888	6.112	-8,9	-23,5	4,9	-1,7
Passenger Cars	28.935	2.432	31.833	3.507	30.174	3.553	-9,1	-30,7	5,5	-1,3
Busses	59	35	106	40	88	47	-44,3	-12,5	20,5	-14,9
Lorries	4.326	2.131	4.650	2.462	4.626	2.512	-7,0	-13,4	0,5	-2,0
2. Motorcycles > 50 cc	13.558	344	13.302	422	12.916	559	1,9	-18,5	3,0	-24,5
Prefecture of Attica										
Road Motor Vehicles, total	20.721	1.440	22.023	1.812	21.187	2.036	-5,9	-20,5	3,9	-11,0
1. Road motor cars	15.793	1.339	17.302	1.700	16.552	1.880	-8,7	-21,2	4,5	-9,6
Passenger Cars	14.851	955	16.289	1.289	15.575	1.437	-8,8	-25,9	4,6	-10,3
Busses	15	8	39	17	34	16	-61,5	-52,9	14,7	6,3
Lorries	927	376	974	394	943	427	-4,8	-4,6	3,3	-7,7
2. Motorcycles > 50 cc	4.928	101	4.721	112	4.635	156	4,4	-9,8	1,9	-28,2



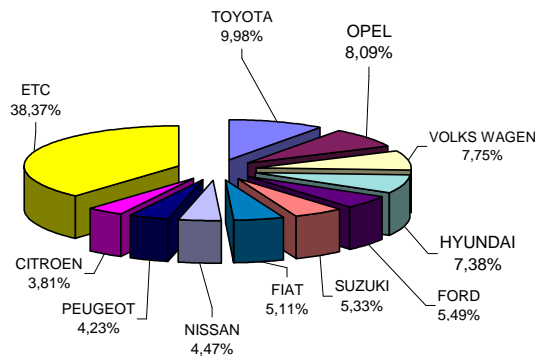
**Table 3. Sales of new and used passenger cars per make:
June and January- June 2008**

Makes	Passenger cars			
	June		Jan - Jun.	
	New	Used	New	Used
ADLER	-	-	-	1
ADRIA	1	-	6	1
ALFA ROMEO	117	7	623	56
AMERICAN MOTORS	-	-	-	1
ASTON MARTIN	-	2	3	9
AUDI	686	132	3.634	1.147
AUSTIN	-	1	-	1
AUTOBIANCHI	-	1	-	1
AUTOCARABANS - RIMOR SPA	-	1	3	1
AUTOMIRAGE	-	1	-	1
AUTOMOBILE DACI	1	-	1	-
B.M.W.	1.128	418	5.992	3.087
BENTLEY	4	2	14	7
CADILLAC	22	-	39	1
CHANGA CO	1	-	2	1
CHEVROLET	615	1	3.257	15
CHEVROLET (GENERAL MOTOR)	1	-	16	4
CHRYSLER	227	22	1.569	163
CITROEN	742	13	6.026	102
DAEWOO	-	2	1	20
DAIHATSU	747	15	3.696	135
DODGE	73	1	557	2
FERRARI	1	3	8	18
FIAT	1.672	40	8.086	272
FIAT AUTO SPA	5	-	25	-
FORD	1.392	34	8.700	283
G.M.C.	-	-	-	3
GENERAL MOTORS	1	2	12	37
HOBBY WOHNWAGEN	-	-	1	-
HONDA	501	75	3.732	619
HONGXING	-	-	4	-
HUMBER	-	1	-	1
HUMMER	2	-	25	-
HYMER AG	-	2	-	6
HYUNDAI	2.524	12	11.681	71
ISUZU	-	-	-	2
JAGUAR	39	3	156	53
JIANGLING LANDWIND	-	-	7	1
KIA	835	3	5.109	28
LADA	20	-	210	2
LAMBORGHINI	1	2	6	7
LANCIA	82	1	600	15
LAND ROVER	40	13	316	139
LINCOLN CONTIN.	-	1	-	1
LOTUS	-	3	4	10
MASERATI	1	-	12	2
MAZDA	809	16	4.981	168
MERCEDES	899	757	4835	5.679
MITSUBISHI	525	14	3.097	140
MORGAN	-	-	1	-
N.S.U.	-	-	-	1
NG TF ROADSTER	-	-	-	1
NISSAN	1.197	26	7.073	193
OPEL	2.295	71	12.810	496
PEUGEOT	898	7	6.697	102
PIAGGIO	-	1	-	2
PONTIAC	-	-	-	1
PORSCHE	32	79	274	428
RENAULT	140	22	901	152
ROLLS ROYCE	-	1	-	3
SAAB	78	2	520	41
SEA S.P.A	-	-	3	-
SEAT	923	13	5.603	74
SHIJIAZHANG SH	-	-	45	2
SHUANGHUAN AUTO	1	-	3	-
SIMCA	-	-	-	1
SKODA	725	6	5873	34
SMART	408	336	2435	2.146
SSANGYONG	9	1	155	2
SUBARU	216	5	1148	59
SUZUKI	1360	48	8441	386
TOYOTA	2307	73	15806	602
TRIGANO	2	-	6	2
TRIUMPH	-	1	-	1
VAUXHALL	-	-	-	2
VEB SACHSENRING	-	-	-	1
VOLKS WAGEN	2060	131	12270	953
VOLVO	138	7	1234	40
WILLYS	-	1	-	8
TOTAL	26.503	2.432	158.344	18.046

**Sales of new passenger cars :
June 2008**



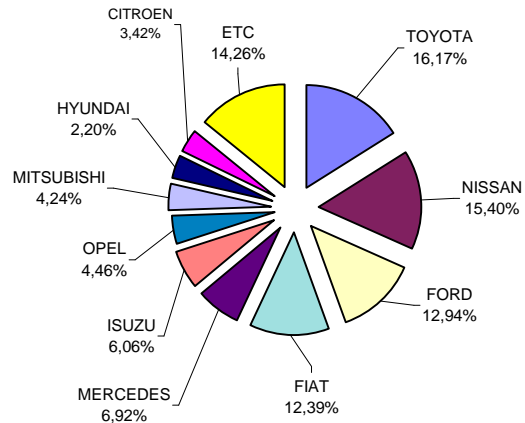
**Sales of new passenger cars :
January - June 2008**



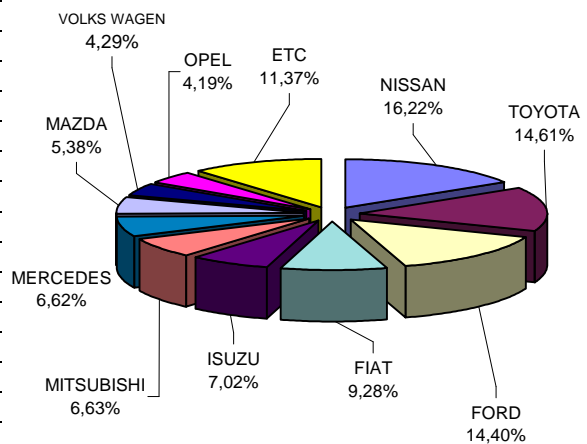
**Table 4. Sales of new and used lorries per make:
June and January- June 2008**

Makes	Lorries			
	June		Jan - Jun.	
	New	Used	New	Used
ASTRA	2	-	15	-
AUDI	-	1	-	3
AVIA	-	-	-	1
B.M.W.	-	-	-	1
BORCO-HOEHNS	-	-	-	1
CHEVROLET	-	3	-	14
CHRYSLER	-	1	-	8
CITROEN	75	17	435	81
CONY	-	-	-	1
DAEWOO	-	-	-	2
DAF	9	24	65	144
DAIHATSU	-	5	1	25
DODGE	-	2	-	11
FAP	-	-	-	1
FIAT	272	33	1.219	240
FIAT-IVECO	-	9	-	85
FORD	284	164	1.891	1.038
G.M.C.	-	1	-	2
GENERAL MOTORS	1	-	1	8
GRECAV SPA	-	-	4	-
HANOMAG	-	-	-	1
HYUNDAI	-	16	-	74
ISUZU	133	25	922	171
IVECO MAGIRUS	2	5	8	34
IVECO SPA	46	3	189	13
KIA	-	-	-	10
LEYLAND	-	-	-	1
LLOYD	-	-	-	1
MAGIRUS	-	-	-	3
MAN	19	92	126	680
MAZDA	75	40	707	299
MERCEDES	152	712	869	4.740
MITSUBISHI	93	185	871	1.400
NISSAN	338	163	2.130	1.087
OAF	-	-	1	2
OPEL	98	65	551	452
PEUGEOT	44	11	172	64
PFAU	-	3	-	4
PIAGGIO	30	10	112	39
RENAULT	29	36	82	287
ROVER	4	1	7	7
SAMSUNG	-	-	-	1
SCANIA	14	39	76	262
SEAT	1	5	10	36
SEDDON	-	1	-	1
SKODA	1	29	2	151
SOVAB	-	1	5	5
SOVAM	-	-	-	1
SOVAM	-	1	-	1
SSANGYONG	5	-	32	-
STEYER	-	1	-	7
SUZUKI	-	15	1	80
TOYOTA	355	123	1.919	796
TRENKLE	-	1	-	1
VAUXHALL	-	-	-	1
VOLKS WAGEN	82	207	563	1.361
VOLVO	31	81	148	521
WARTBURG	-	-	1	-
TOTAL	2.195	2.131	13.135	14.260

Sales of new lorries : June 2008

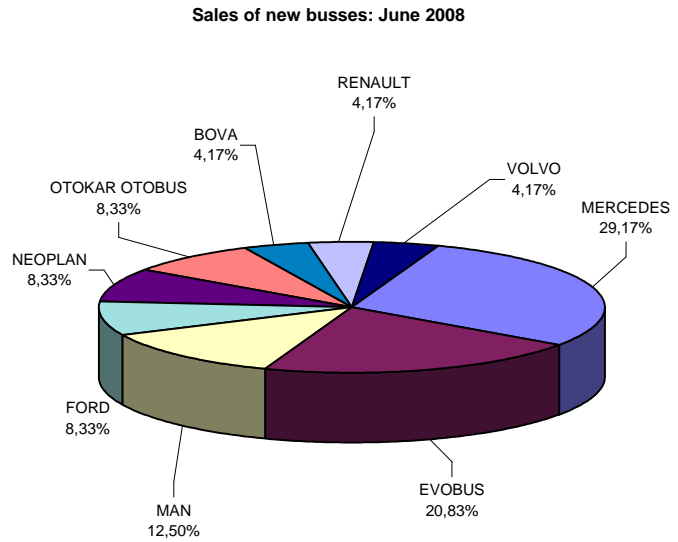


Sales of new lorries: January - June 2008

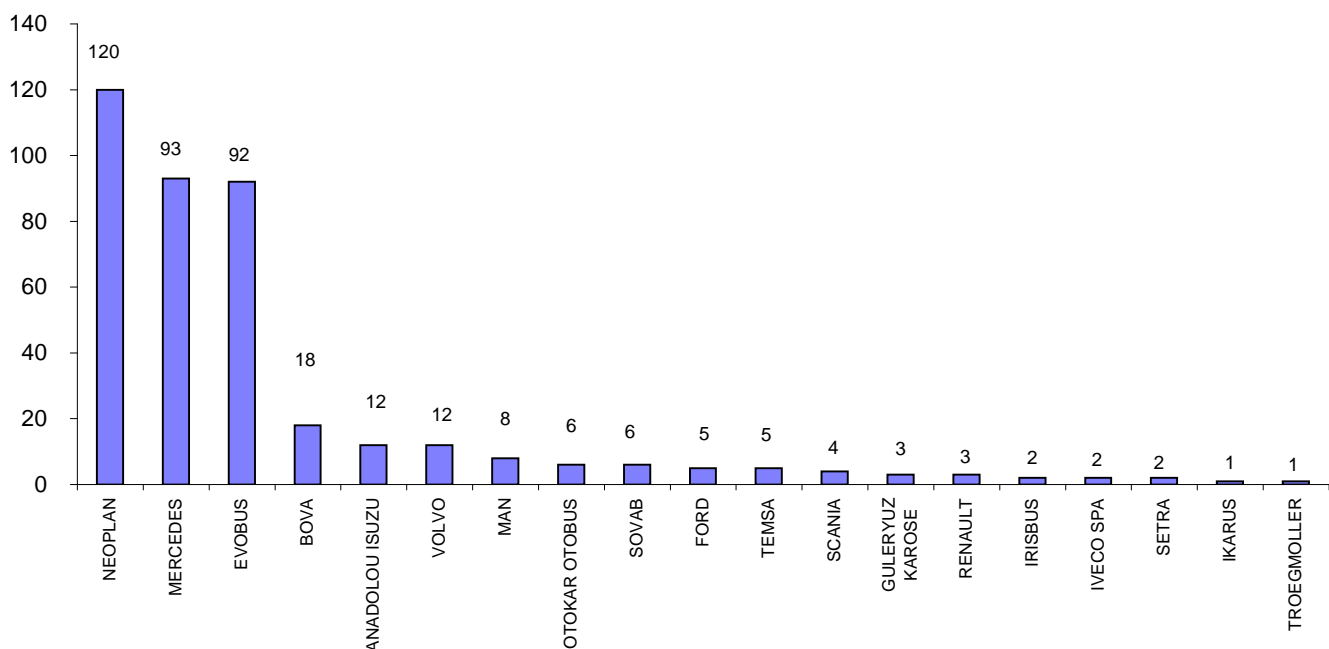


**Table 5. Sales of new and used busses per make:
June and January- June 2008**

Makes	Busses			
	June		Jan - Jun.	
	new	used	new	used
ANADOLOU ISUZU	-	-	12	-
BOVA	1	1	18	19
DAF	-	-	-	1
EOS-COACH	-	-	-	1
EVOBUS	5	3	92	23
FIAT	-	-	-	-
FIAT-IVECO	-	-	-	2
FORD	2	2	5	4
G.AUWARTER	-	3	-	11
G.B.M. SPA	-	-	-	1
GULERYUZ KAROSE	-	-	3	-
IKARUS	-	-	1	-
IRISBUS	-	-	2	-
IVECO SPA	-	-	2	-
KASSBOHRER	-	3	-	24
MAGIRUS	-	-	-	1
MAN	3	2	8	21
MERCEDES	7	14	93	98
MITSUBISHI	-	-	-	1
NEOPLAN	2	-	120	8
OTOKAR OTOBUS	2	-	6	-
RENAULT	1	-	3	1
SCANIA	-	-	4	4
SETRA	-	4	2	14
SOVAB	-	-	6	1
TEMSA	-	-	5	-
TROEGMOLLER	-	-	1	6
VOLKS WAGEN	-	1	-	3
VOLVO	1	2	12	7
TOTAL	24	35	395	251



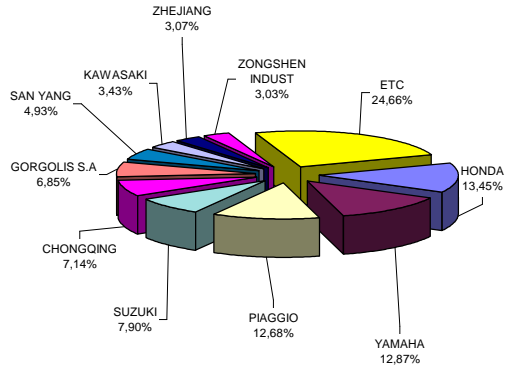
Sales of new busses : January - June 2008



**Table 6. Sales of new and used motorcycles per make:
June and January- June 2008**

Makes	Motorcycles			
	June		Jan - Jun.	
	new	used	new	used
ACE TRADE	1	-	3	-
AEON MOTOR	54	2	176	2
AIE MOTOR	6	-	10	-
AMSTRONG	8	-	18	-
APRILIA	28	8	143	29
B.M.W.	290	54	1.121	275
BELGARDA SPA	1	-	2	3
BENZHOUE VEHICLE	22	-	52	-
BOMBARDIER INC.	-	-	10	-
BOOM TRIKES	2	-	3	-
BOXER S.R.L	11	-	39	-
CARTER BROTHERS	1	-	20	-
CHANGZHOU	351	-	978	-
CHINA JIALING	71	-	253	-
CHONGQING	943	1	3.560	3
CHUNFENG	20	-	126	-
CIXI KINGRING	7	-	28	-
CPI MOTOR CO	2	-	2	1
DAELIM	89	3	288	3
DALL'ARA SRL	3	-	10	-
DAZON	-	-	8	2
DINLI METAL	3	-	14	-
DRESEL MCT	6	-	15	2
DUCATI	54	2	252	16
EGIMOTORS	1	-	15	-
FUXIN MOTOR IND	2	-	8	-
G.H.E. MOTORHIS	1	-	4	-
GAGIVA MOTOR	-	1	3	3
GAS GAS	-	-	16	1
GEELY	-	-	25	-
GORGOLIS S.A	905	-	3.324	1
GUANGZHOU	204	-	959	1
HARLEY DAVIDSON	24	4	118	30
HERCHEE INDUSTR	22	-	47	-
HONDA	1.777	84	7.085	377
HYOSUNG MOTORS	32	-	144	-
JAWA	-	-	4	-
JIANGMEN	96	-	384	1
JIANGSU	143	-	477	-
JINAN QINGQI	5	1	18	1
JINCHENG	1	-	9	-
JONWAY	12	-	59	-
JORDAN MOTORS	2	-	13	-
K.L. S.P.A	42	-	219	-
K.L. S.R.L.	1	-	4	-
K.T.M	134	2	605	14
KAWASAKI	453	40	1.722	200
KEEWAY	85	-	370	1
KWANG YANG	376	2	913	8
LIFENG GROUP CO	4	-	15	-
LONCIN GROUP	37	-	109	1
LUOYANG NORTHEM	7	-	17	-
MALAGUTI SPA	31	-	134	5
MBK INDUSTRIE	241	6	961	19
MOTIVE POWER	30	-	79	-
MOTO GUZZI	12	-	58	2
MOTO SPA	8	-	41	-
MOTO ZETA SRL	-	-	20	-
MV AGUSTA	7	1	64	4
NACIONAL MOTOR	31	-	91	-
NANCHANG KE CHI	1	-	7	-
NANJING JINCHEN	2	-	3	-
NEW FORCE MOTOR	12	-	45	-
NINGBO LONGJIA	4	-	13	1
PAOLETTI RACING	1	-	14	-
PEUGEOT	92	1	360	3
PIAGGIO	1.675	7	6.538	71
POLARIS	1	-	6	1
QINGQI GROUP NI	1	-	4	-
R.G.P. SRL	5	-	30	-
REINMECH CORP	-	-	5	-
ROYAL ENFIELD	2	-	19	-
SAN YANG	652	-	1.968	2
SHANGAI HONLIN	4	-	21	-
SHANGDONG LIANG	1	-	8	-
SHANGHAI GOKA	12	-	34	-
SHANGHAI JIALIN	33	-	96	-
SHANGHAI JMSTAR	7	-	18	-
SHANGHAI SHENKE	4	-	13	-
SKY TEAM	12	-	66	-
STANDARD MOTOR	4	-	15	-
SUZUKI	1.044	47	4.713	207
TAIWAN GOLDEN B	19	-	63	1
TAIZHOJ	218	-	1.304	2
TM RACING S.R.L	-	-	4	-
TRIUMPH	87	1	334	2
UNIVERSAL	1	-	4	-
WENLING ZHENSHE	5	-	21	-
WUXI FUTONG	2	-	2	-
XINGYUE GROUP C	30	-	99	1
YAMAHA	1.701	75	6.266	319
YONGKANG GOLDEN	1	-	2	-
ZENGCHENG HAILI	61	-	228	-
ZHEJIANG	406	-	1.110	4
ZHONGSHAN GUOCH	9	-	47	-
ZONGSHEN INDUST	400	-	1.325	1
ETC	6	2	19	11
TOTAL	13.214	344	50.089	1.631

Sales of new motorcycles : June 2008



Sales of new motorcycles : January - June 2008

