



HELLENIC REPUBLIC



MINISTRY OF ECONOMY AND FINANCE



GENERAL SECRETARIAT OF
THE NATIONAL STATISTICAL
SERVICE OF GREECE

Piraeus, 5 - 5 - 2008

PRESS RELEASE

Vehicle Circulation Licences

APRIL 2008

The General Secretariat of the National Statistical Service of Greece announces that during the period of January - April 2008, 139.373 road motor cars (both new and used abroad) were put into circulation for the first time, representing an increase of 2,1% compared to the corresponding period of 2007. An increase of 2,7% had been observed during the January - April 2007 period, compared to the one of 2006.

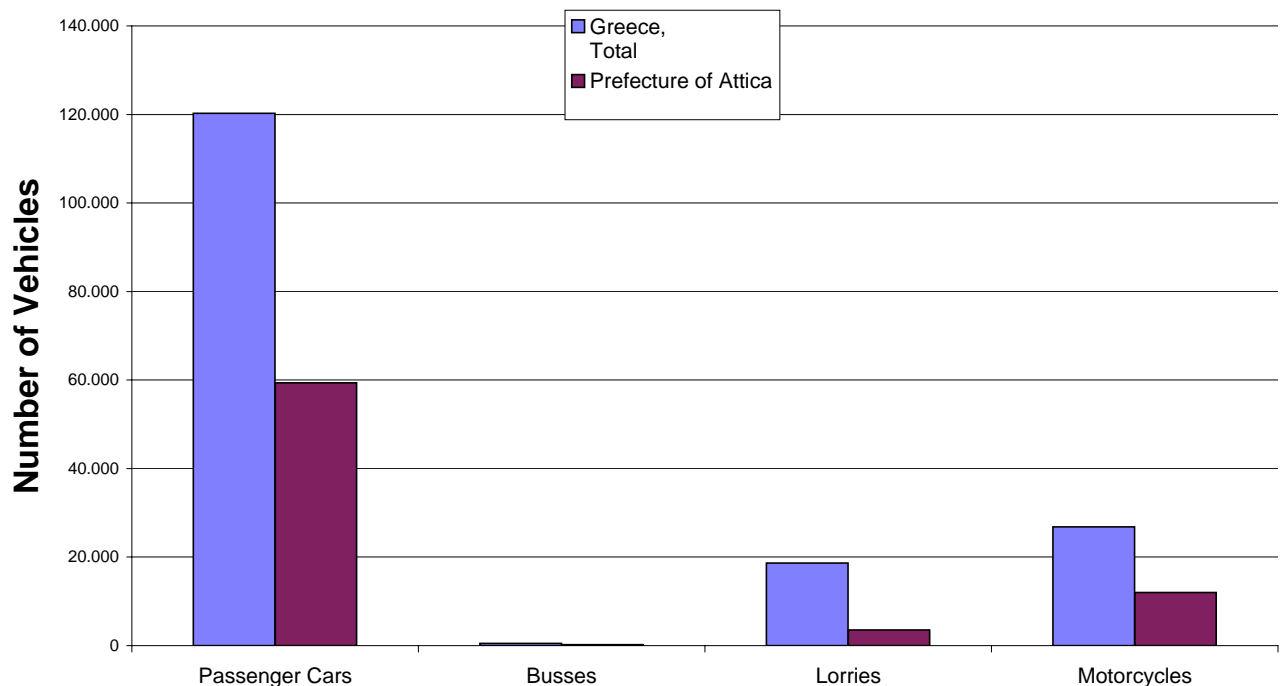
Furthermore, the circulation of new motorcycles (above 50cc) during 2008 amounted in 26.810 against 26.476 in 2007 representing an 1,3% increase. An increase of 16,7% had been observed during the period of January - April 2007 compared to the corresponding one of 2006.

Responsible: Konstantinos Menexes
Phone : (0030) 210 4852500
FAX : (0030) 210 4852496
e-mail : menexesk@statistics.gr

**Table 1: Road motor vehicles, both new and used, put into circulation for the first time in Greece:
2006 - 2008**

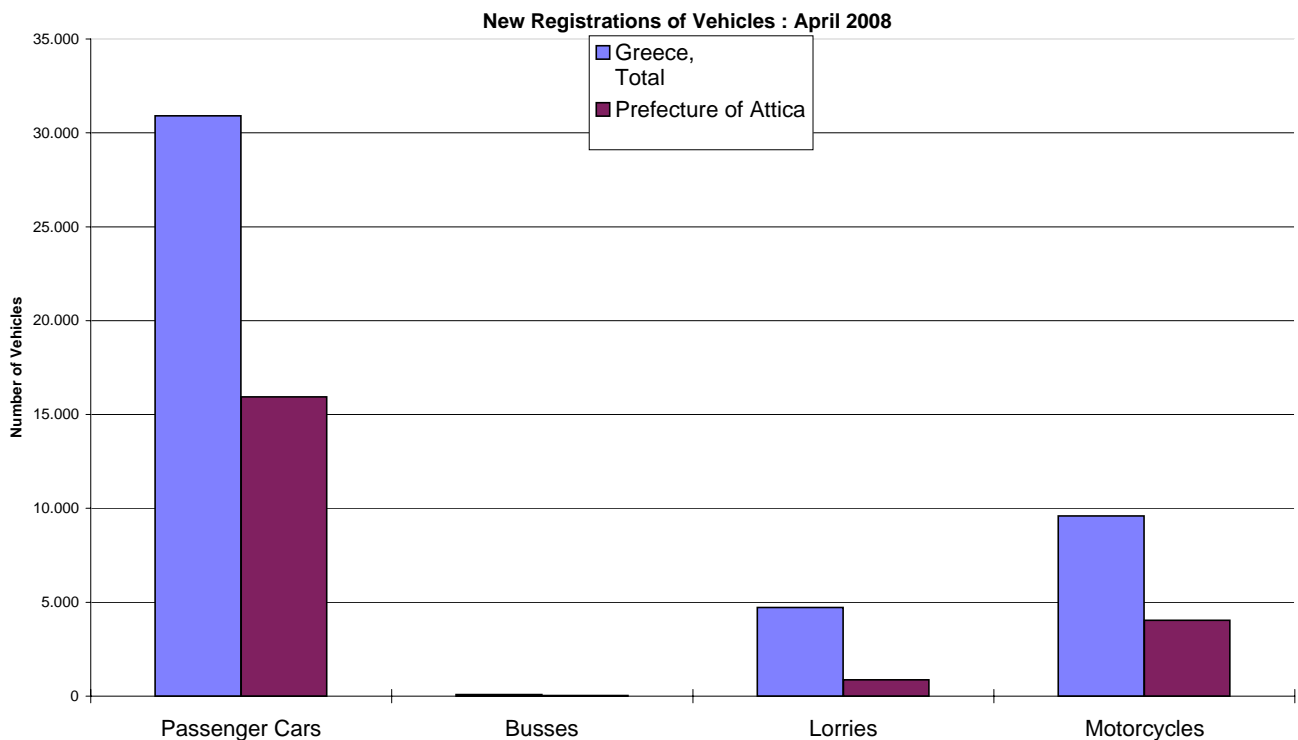
Category of Road Motor Vehicles	January - April						Change (%)			
	2008		2007		2006		2008/2007		2007/2006	
	Total	Used	Total	Used	Total	Used	Total	Used	Total	Used
Greece, total										
Road Motor Vehicles, total	166.183	23.847	162.959	26.888	155.578	25.061	2,0	-11,3	4,7	7,3
1. Road motor cars	139.373	22.909	136.483	25.579	132.885	23.756	2,1	-10,4	2,7	7,7
Passenger Cars	120.234	13.118	117.166	15.253	113.138	13.643	2,6	-14,0	3,6	11,8
Busses	488	160	334	174	450	226	46,1	-8,0	-25,8	-23,0
Lorries	18.651	9.631	18.983	10.152	19.297	9.887	-1,7	-5,1	-1,6	2,7
2. Motorcycles > 50 cc	26.810	938	26.476	1.309	22.693	1.305	1,3	-28,3	16,7	0,3
Prefecture of Attica										
Road Motor Vehicles, total	75.117	6.348	73.176	7.369	70.320	7.304	2,7	-13,9	4,1	0,9
1. Road motor cars	63.123	6.063	61.823	7.003	60.085	6.841	2,1	-13,4	2,9	2,4
Passenger Cars	59.369	4.531	58.030	5.444	56.282	5.267	2,3	-16,8	3,1	3,4
Busses	203	42	131	50	174	67	55,0	-16,0	-24,7	-25,4
Lorries	3.551	1.490	3.662	1.509	3.629	1.507	-3,0	-1,3	0,9	0,1
2. Motorcycles > 50 cc	11.994	285	11.353	366	10.235	463	5,6	-22,1	10,9	-21,0

New Registrations of Vehicles : January - April 2008



**Table 2: Road motor vehicles, both new and used, put into circulation for the first time in Greece :
2006 - 2008**

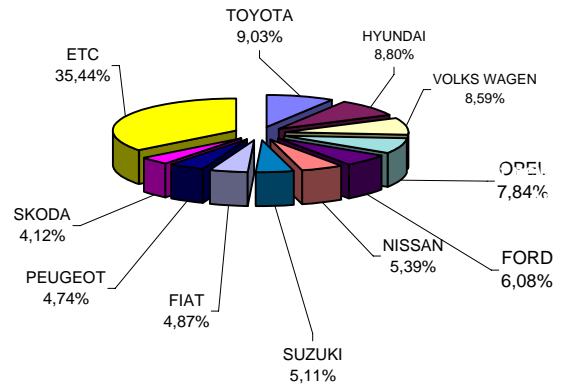
Category of Road Motor Vehicles	April						Change (%)			
	2008		2007		2006		2008/2007		2007/2006	
	Total	Used	Total	Used	Total	Used	Total	Used	Total	Used
Greece, total										
Road Motor Vehicles, total	45.312	5.651	38.219	5.782	38.611	5.730	18,6	-2,3	-1,0	0,9
1. Road motor cars	35.709	5.392	29.974	5.414	30.933	5.277	19,1	-0,4	-3,1	2,6
Passenger Cars	30.903	2.867	25.780	3.169	26.483	2.946	19,9	-9,5	-2,7	7,6
Busses	87	44	116	42	130	66	-25,0	4,8	-10,8	-36,4
Lorries	4.719	2.481	4.078	2.203	4.320	2.265	15,7	12,6	-5,6	-2,7
2. Motorcycles > 50 cc	9.603	259	8.245	368	7.678	453	16,5	-29,6	7,4	-18,8
Prefecture of Attica										
Road Motor Vehicles, total	20.885	1.522	17.075	1.567	17.699	1.697	22,3	-2,9	-3,5	-7,7
1. Road motor cars	16.848	1.439	13.917	1.480	14.569	1.559	21,1	-2,8	-4,5	-5,1
Passenger Cars	15.938	1.040	13.094	1.152	13.680	1.179	21,7	-9,7	-4,3	-2,3
Busses	33	15	48	17	57	24	-31,3	-11,8	-15,8	-29,2
Lorries	877	384	775	311	832	356	13,2	23,5	-6,9	-12,6
2. Motorcycles > 50 cc	4.037	83	3.158	87	3.130	138	27,8	-4,6	0,9	-37,0



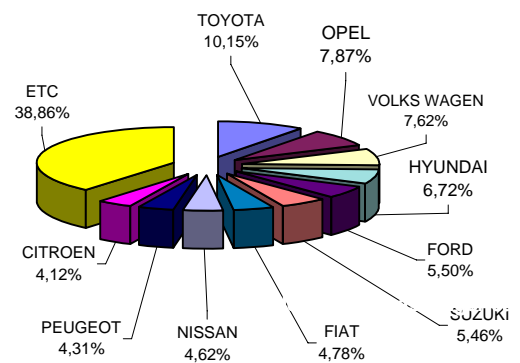
**Table 3. Sales of new and used passenger cars per make:
April and January - April 2008**

Makes	Passenger cars			
	April		Jan - Apr.	
	New	Used	New	Used
ADLER	-	-	-	1
ADRIA	1	-	5	1
ALFA ROMEO	77	10	397	44
AMERICAN MOTORS	-	-	-	1
ASTON MARTIN	2	1	3	6
AUDI	712	168	2.325	849
AUTOCARABANS - RIMOR SPA	1	-	3	-
B.M.W.	954	465	4.055	2.272
BENTLEY	2	3	5	5
CADILLAC	5	1	13	1
CHANGA CO	-	-	1	1
CHEVROLET	524	-	2.005	10
CHEVROLET (GENERAL MOTOR)	3	-	13	4
CHRYSLER	279	25	1.114	126
CITROEN	1.062	17	4.410	65
DAEWOO	-	-	-	16
DAIHATSU	547	14	2.380	104
DODGE	106	-	422	1
FERRARI	3	5	6	15
FIAT	1.365	31	5.115	186
FIAT AUTO SPA	11	-	11	-
FORD	1.704	33	5.887	210
G.M.C.	-	-	-	2
GENERAL MOTORS	5	7	9	30
HONDA	562	87	2.771	467
HONGXING	-	-	4	-
HUMMER	7	-	22	-
HYMER AG	-	-	-	4
HYUNDAI	2.467	8	7.200	56
ISUZU	-	-	-	1
JAGUAR	29	12	69	47
JIANGLING LANDW	2	-	6	1
KIA	728	7	3.628	25
LADA	44	1	165	2
LAMBORGHINI	-	2	4	4
LANCIA	102	3	420	11
LAND ROVER	45	22	224	107
LOTUS	-	-	2	5
MASERATI	2	-	8	2
MAZDA	665	31	3.355	126
MERCEDES	775	954	3163	4.138
MITSUBISHI	513	20	2.189	109
MORGAN	1	-	1	-
N.S.U.	-	-	-	1
NISSAN	1.512	21	4.948	152
OPEL	2.197	91	8.430	350
PEUGEOT	1.328	12	4.613	79
PIAGGIO	-	-	-	1
PONTIAC	-	1	-	1
PORSCHE	54	77	204	287
RENAULT	135	22	644	109
ROLLS ROYCE	-	-	-	1
SAAB	73	7	317	38
SEA S.P.A	-	-	3	-
SEAT	967	10	3.926	56
SHIJIAZHUANG SH	7	-	29	2
SKODA	1.156	4	4.318	24
SMART	413	374	1.624	1456
SSANGYONG	30	-	128	1
SUBARU	208	10	743	49
SUZUKI	1433	64	5853	290
TOYOTA	2.531	88	10.873	445
TRIGANO	1	-	4	2
VAUXHALL	-	-	-	2
VEB SACHSENRING	-	-	-	1
VOLKS WAGEN	2.408	154	8.157	683
VOLVO	278	3	892	26
WILLYS	-	2	-	7
TOTAL	28.036	2.867	107.116	13.118

**Sales of new passenger cars :
April 2008**



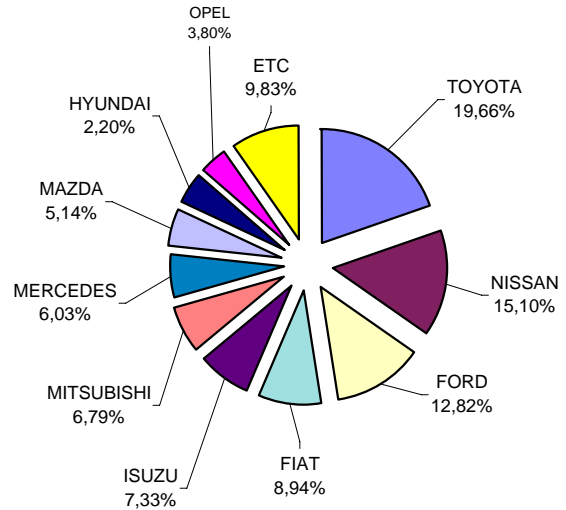
**Sales of new passenger cars :
January - April 2008**



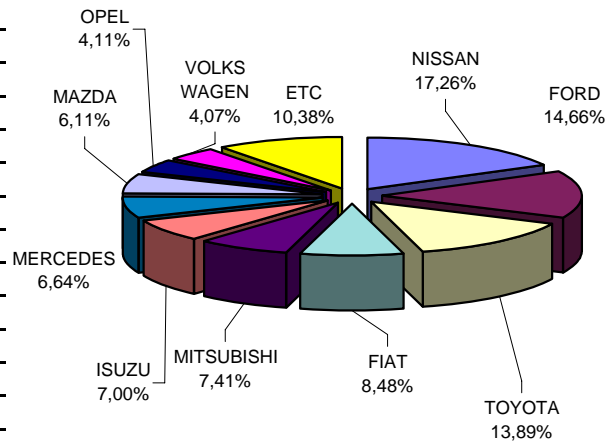
**Table 4. Sales of new and used lorries per make:
April and January - April 2008**

Makes	Lorries			
	April		Jan - Apr.	
	New	Used	New	Used
ASTRA	1	-	13	-
AUDI	-	-	-	2
AVIA	-	-	-	1
B.M.W.	-	-	-	1
CHEVROLET	-	7	-	9
CHRYSLER	-	1	-	5
CITROEN	49	15	310	54
CONY	-	-	-	1
DAEWOO	-	-	-	1
DAF	16	33	47	100
DAIHATSU	1	3	1	13
DODGE	-	1	-	4
FIAT	200	41	765	157
FIAT-IVECO	-	19	-	61
FORD	287	178	1.322	696
G.M.C.	-	-	-	1
GENERAL MOTORS	-	1	-	7
GRECAV SPA	2	-	2	-
HANOMAG	-	-	-	1
HYUNDAI	-	9	-	47
ISUZU	164	24	631	115
IVECO MAGIRUS	2	9	4	24
IVECO SPA	34	1	96	6
KIA	-	-	-	9
LEYLAND	-	-	-	1
LLOYD	-	-	-	1
MAGIRUS	-	1	-	2
MAN	17	113	86	453
MAZDA	115	52	551	205
MERCEDES	135	880	599	3.213
MITSUBISHI	152	263	668	968
NISSAN	338	180	1.557	750
OAF	-	2	1	2
OPEL	85	76	371	305
PEUGEOT	31	10	107	44
PFAU	-	-	-	1
PIAGGIO	19	8	62	17
RENAULT	1	51	45	191
ROVER	-	2	2	4
SCANIA	10	44	47	175
SEAT	2	8	8	25
SKODA	-	16	1	99
SOVAB	2	1	2	3
SOVAM	-	1	-	1
SSANGYONG	5	-	17	-
STEYER	-	1	-	5
SUZUKI	1	13	1	51
TOYOTA	440	128	1.253	540
VAUXHALL	-	-	-	1
VOLKS WAGEN	102	213	367	928
VOLVO	27	76	84	331
TOTAL	2.238	2.481	9.020	9.631

Sales of new lorries : April 2008

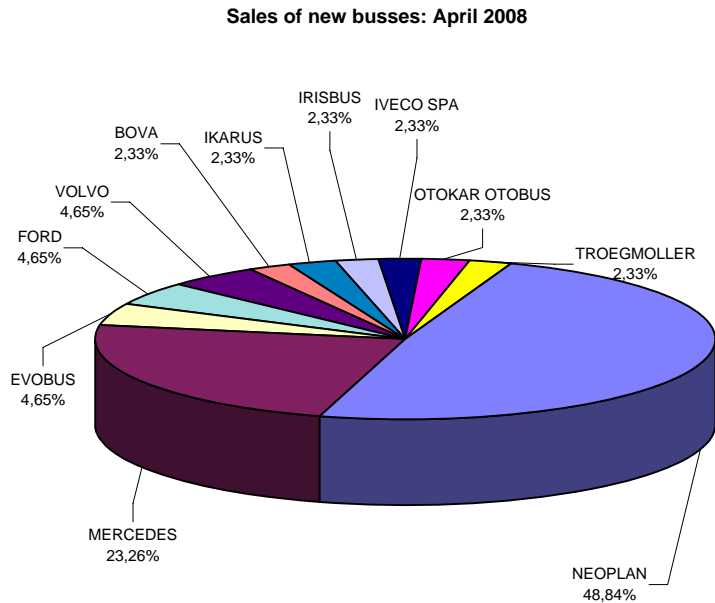


Sales of new lorries: January - April 2008



**Table 5. Sales of new and used busses per make:
April and January - April 2008**

Makes	Busses			
	April		Jan - Apr.	
	new	used	new	used
ANADOLU ISUZU	-	-	10	-
BOVA	1	3	17	15
DAF	-	-	-	1
EVOBUS	2	3	87	13
FIAT-IVECO	-	1	-	2
FORD	2	1	2	2
G.AUWARTER	-	1	-	8
G.B.M. SPA	-	-	-	1
GULERYUZ KAROSE	-	-	3	-
IKARUS	1	-	1	-
IRISBUS	1	-	2	-
IVECO SPA	1	-	1	-
KASSBOHRER	-	4	-	13
MAGIRUS	-	-	-	1
MAN	-	4	3	16
MERCEDES	10	19	58	62
MITSUBISHI	-	-	-	1
NEOPLAN	21	2	112	7
OTOKAR OTOBUS	1	-	3	-
RENAULT	-	-	2	-
SCANIA	-	1	3	3
SETRA	-	3	2	6
SOVAB	-	-	6	1
TEMSA	-	-	5	-
TROEGMOLLER	1	1	1	4
VOLKS WAGEN	-	-	-	1
VOLVO	2	1	10	3
TOTAL	43	44	328	160



Sales of new busses : January - April 2008

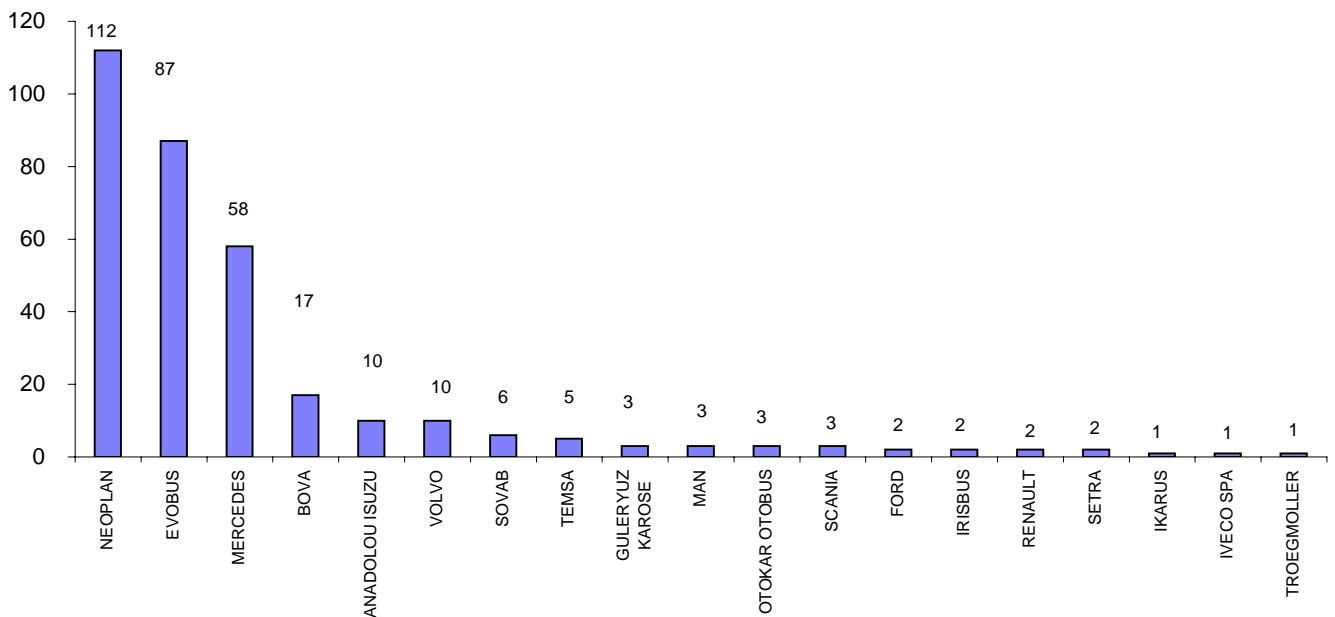
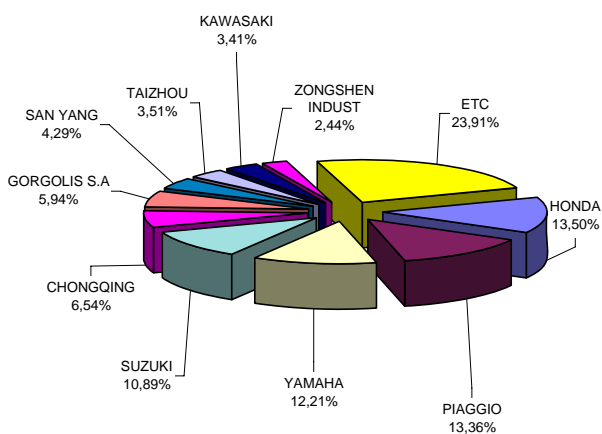


Table 6. Sales of new and used motorcycles per make:
April and January - April 2008

Makes	Motorcycles			
	April		Jan - Apr.	
	new	used	new	used
AEON MOTOR	33	-	80	-
AMSTRONG	4	-	6	-
APRILIA	35	5	89	17
B.M.W.	221	45	532	160
BENZHOU VEHICLE	8	-	22	-
BMW	30	-	33	-
BOMBARDIER INC.	6	-	10	-
BOXER S.R.L	11	-	19	-
CARTER BROTHERS	8	-	12	-
CHANGZHOU	151	-	397	-
CHINA JIALING	44	-	122	-
CHONGQING	611	-	1,843	2
CHUNFENG	23	-	77	-
CIXI KINGRING	7	-	13	-
DAELIM	55	-	142	-
DALL'ARA SRL	-	-	6	-
DAZON	1	-	7	2
DINLI METAL	5	-	8	-
DRESEL MCT	2	-	2	2
DUCATI	55	4	137	9
EGIMOTORS	2	-	14	-
FUXIN MOTOR IND	4	-	4	-
G.H.E. MOTORHIS	2	-	3	-
GAS GAS	3	1	13	1
GEELY	-	-	25	-
GORGOLIS S.A	555	-	1,741	-
GUANGZHOU	147	-	486	1
HARLEY DAVIDSON	39	2	77	18
HERCHEE INDUSTR	2	-	19	-
HONDA	1,261	54	3,747	210
HYOSUNG MOTORS	27	-	70	-
JIANGMEN	54	-	227	-
JIANGSU	84	-	219	-
JINAN QINGQI	4	-	9	-
JINCHENG	-	-	4	-
JONWAY	16	-	34	-
JORDAN MOTORS	5	-	6	-
K.L. S.P.A	39	-	119	-
K.T.M	144	3	359	11
KAWASAKI	319	35	873	116
KEEWAY	74	1	188	1
KWANG YANG	123	-	359	4
LIFENG GROUP CO	3	-	8	-
LONGIN GROUP	14	-	54	1
LUOYANG NORTHEM	4	-	9	-
MALAGUTI SPA	28	1	73	4
MBK INDUSTRIE	177	1	483	8
MOTIVE POWER	11	-	33	-
MOTO GUZZI	16	-	30	1
MOTO SPA	10	-	26	-
MOTO ZETA SRL	1	-	19	-
MV AGUSTA	12	1	40	3
NACIONAL MOTOR	16	-	39	-
NANCHANG KE CHI	3	-	4	-
NEW FORCE MOTOR	8	-	18	-
NINGBO LONGJIA	3	-	8	1
PAOLETTI RACING	3	-	11	-
PEUGEOT	76	1	190	1
PIAGGIO	1,248	15	3,432	47
POLARIS	3	-	4	1
R.G.P. SRL	8	-	22	-
RIEJU	2	-	2	-
ROYAL ENFIELD	6	-	12	-
SAN YANG	401	1	944	2
SHANGAI HONLIN	6	-	12	-
SHANGHAI GOKA	7	-	14	-
SHANGHAI JIALIN	14	-	41	-
SHANGHAI JMSTAR	2	-	7	-
SKY TEAM	13	-	34	-
STANDARD MOTOR	3	-	3	-
SUZUKI	1,018	31	2,612	112
TAIWAN GOLDEN B	16	-	31	1
TAIZHOU	328	1	806	1
TM RACING S.R.L	2	-	4	-
TRIUMPH	68	-	187	-
WENLING ZHENSHE	5	-	6	-
XINGYUE GROUP C	13	-	45	1
YAMAHA	1,141	54	3,234	186
ZENGCHENG HAILI	32	-	117	-
ZHEJIANG	169	1	420	3
ZHONGSHAN GUOCH	4	-	22	-
ZONGSHEN INDUST	228	-	631	1
ETC	8	2	32	10
TOTAL	9,344	259	25,872	938

Sales of new motorcycles : April 2008



Sales of new motorcycles : January - April 2008

