




HELLENIC REPUBLIC



MINISTRY OF ECONOMY AND FINANCE



GENERAL SECRETARIAT OF
THE NATIONAL STATISTICAL
SERVICE OF GREECE

Piraeus, 4 - 4 - 2008

PRESS RELEASE

Vehicle Circulation Licences

MARCH 2008

The General Secretariat of the National Statistical Service of Greece announces that during the period of January - March 2008, 103.664 road motor cars (both new and used abroad) were put into circulation for the first time, representing a decrease of 2,7% compared to the corresponding period of 2007. An increase of 4,5% had been observed during the January - March 2007 period, compared to the one of 2006.

Furthermore, the circulation of new motorcycles (above 50cc) during 2008 amounted in 17.207 against 18.231 in 2007 representing a 5,6% decrease. An increase of 21,4% had been observed during the period of January - March 2007 compared to the corresponding one of 2006.

Responsible: Konstantinos Menexes

Phone : (0030) 210 4852500

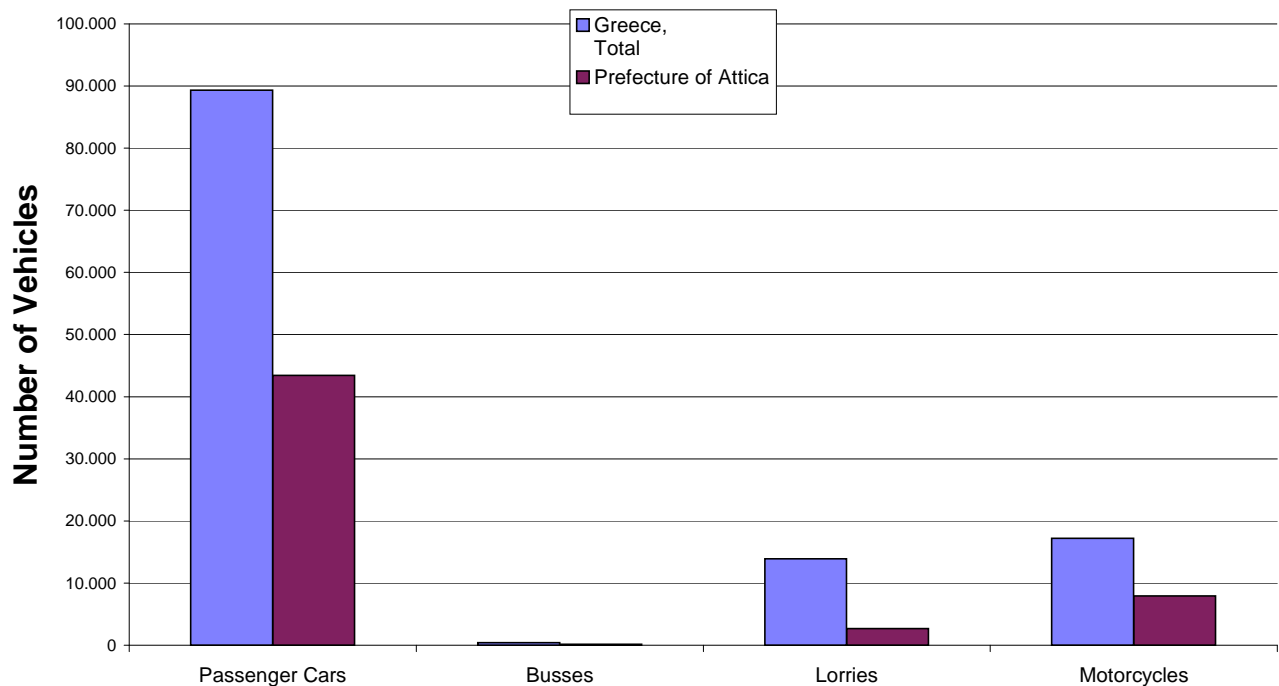
FAX : (0030) 210 4852496

e-mail : menexesk@statistics.gr

**Table 1: Road motor vehicles, both new and used, put into circulation for the first time in Greece:
2006 - 2008**

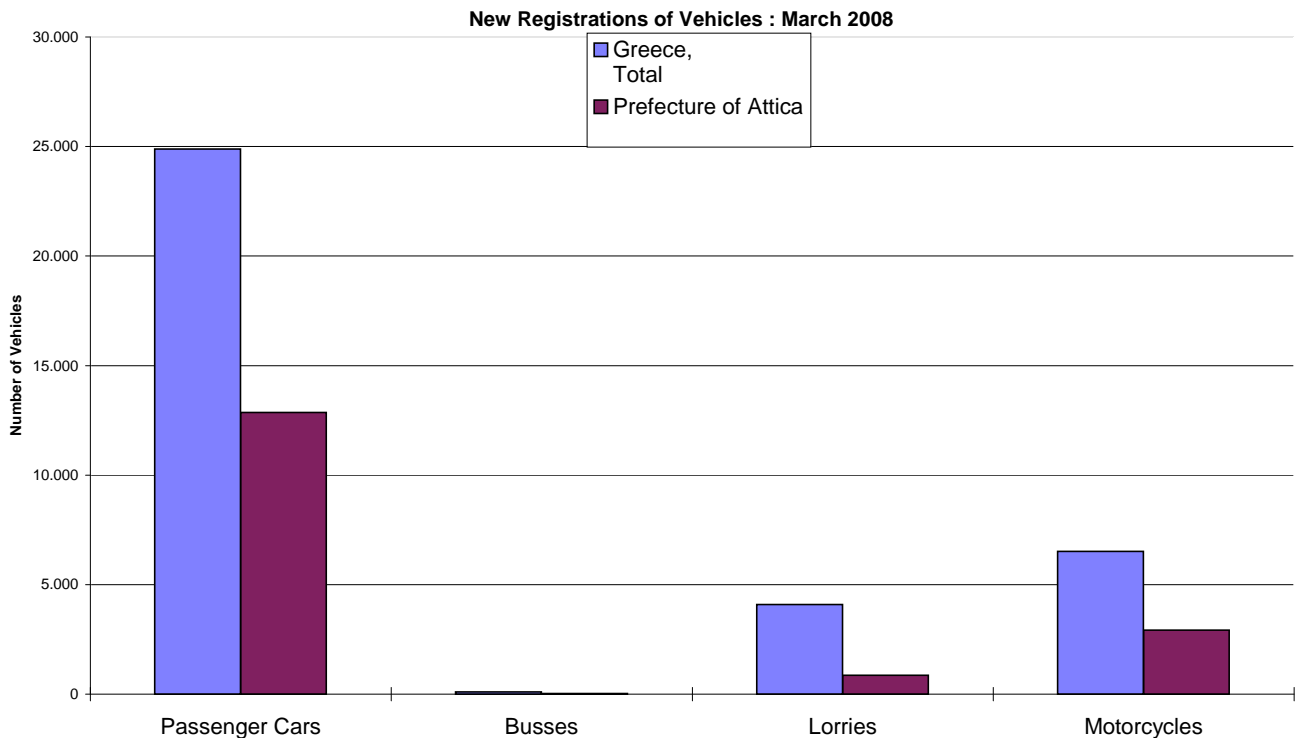
Category of Road Motor Vehicles	January - March						Change (%)			
	2008		2007		2006		2008/2007		2007/2006	
	Total	Used	Total	Used	Total	Used	Total	Used	Total	Used
Greece, total										
Road Motor Vehicles, total	120.871	18.196	124.740	21.106	116.967	19.331	-3,1	-13,8	6,6	9,2
1. Road motor cars	103.664	17.517	106.509	20.165	101.952	18.479	-2,7	-13,1	4,5	9,1
Passenger Cars	89.331	10.251	91.386	12.084	86.655	10.697	-2,2	-15,2	5,5	13,0
Busses	401	116	218	132	320	160	83,9	-12,1	-31,9	-17,5
Lorries	13.932	7.150	14.905	7.949	14.977	7.622	-6,5	-10,1	-0,5	4,3
2. Motorcycles > 50 cc	17.207	679	18.231	941	15.015	852	-5,6	-27,8	21,4	10,4
Prefecture of Attica										
Road Motor Vehicles, total	54.232	4.826	56.101	5.802	52.621	5.607	-3,3	-16,8	6,6	3,5
1. Road motor cars	46.275	4.624	47.906	5.523	45.516	5.282	-3,4	-16,3	5,3	4,6
Passenger Cars	43.431	3.491	44.936	4.292	42.602	4.088	-3,3	-18,7	5,5	5,0
Busses	170	27	83	33	117	43	104,8	-18,2	-29,1	-23,3
Lorries	2.674	1.106	2.887	1.198	2.797	1.151	-7,4	-7,7	3,2	4,1
2. Motorcycles > 50 cc	7.957	202	8.195	279	7.105	325	-2,9	-27,6	15,3	-14,2

New Registrations of Vehicles : January - March 2008



**Table 2: Road motor vehicles, both new and used, put into circulation for the first time in Greece :
2006 - 2008**

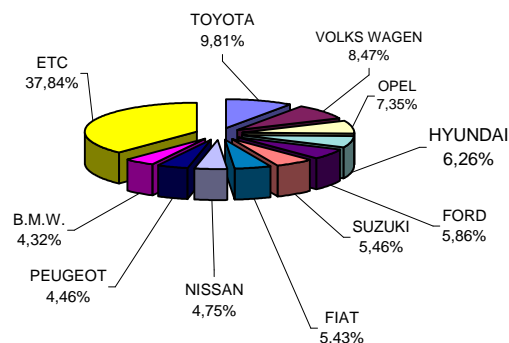
Category of Road Motor Vehicles	March						Change (%)			
	2008		2007		2006		2008/2007		2007/2006	
	Total	Used	Total	Used	Total	Used	Total	Used	Total	Used
Greece, total										
Road Motor Vehicles, total	35.578	4.860	44.169	7.126	40.067	6.387	-19,5	-31,8	10,2	11,6
1. Road motor cars	29.067	4.634	36.995	6.769	33.528	6.007	-21,4	-31,5	10,3	12,7
Passenger Cars	24.885	2.489	31.722	3.936	28.371	3.324	-21,6	-36,8	11,8	18,4
Busses	97	35	79	44	137	83	22,8	-20,5	-42,3	-47,0
Lorries	4.085	2.110	5.194	2.789	5.020	2.600	-21,4	-24,3	3,5	7,3
2. Motorcycles > 50 cc	6.511	226	7.174	357	6.539	380	-9,2	-36,7	9,7	-6,1
Prefecture of Attica										
Road Motor Vehicles, total	16.666	1.305	20.190	1.986	18.726	1.933	-17,5	-34,3	7,8	2,7
1. Road motor cars	13.746	1.242	17.202	1.884	15.721	1.791	-20,1	-34,1	9,4	5,2
Passenger Cars	12.859	915	16.157	1.441	14.715	1.328	-20,4	-36,5	9,8	8,5
Busses	31	6	27	9	46	24	14,8	-33,3	-41,3	-62,5
Lorries	856	321	1.018	434	960	439	-15,9	-26,0	6,0	-1,1
2. Motorcycles > 50 cc	2.920	63	2.988	102	3.005	142	-2,3	-38,2	-0,6	-28,2



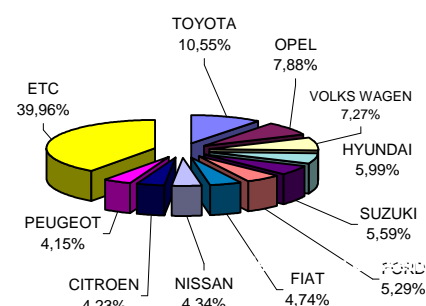
**Table 3. Sales of new and used passenger cars per make:
March and January - March 2008**

Makes	Passenger cars			
	March		Jan - Mar.	
	New	Used	New	Used
ADLER	-	1	-	1
ADRIA	-	-	4	1
ALFA ROMEO	63	9	320	34
AMERICAN MOTORS	-	-	-	1
ASTON MARTIN	-	1	1	5
AUDI	558	150	1.613	681
AUTOCARABANS - RIMOR SPA	-	-	2	-
B.M.W.	968	427	3.101	1.807
BENTLEY	-	2	3	2
CADILLAC	1	-	8	-
CHANGA CO	-	-	1	1
CHEVROLET	392	2	1.481	10
CHEVROLET (GENERAL MOTOR)	2	1	10	4
CHRYSLER	296	19	835	101
CITROEN	941	12	3.348	48
DAEWOO	-	6	-	16
DAIHATSU	537	23	1.899	90
DODGE	82	-	316	1
FERRARI	3	3	3	10
FIAT	1.215	30	3.750	155
FORD	1.313	38	4.183	177
G.M.C.	-	-	-	2
GENERAL MOTORS	2	5	4	23
HONDA	535	85	2.209	380
HONGXING	-	-	4	-
HUMMER	3	-	15	-
HYMER AG	-	2	-	4
HYUNDAI	1.403	12	4.733	48
ISUZU	-	-	-	1
JAGUAR	10	5	40	35
JIANGLING LANDW	2	-	4	1
KIA	563	2	2.900	18
LADA	22	-	121	1
LAMBORGHINI	2	1	4	2
LANCIA	95	1	318	8
LAND ROVER	36	23	179	85
LOTUS	1	-	2	5
MASERATI	1	-	6	2
MAZDA	569	16	2.690	95
MERCEDES	742	823	2.388	3.184
MINI	469	16	1676	89
N.S.U.	-	-	-	1
NISSAN	1.063	21	3.436	131
OPEL	1.645	56	6.233	259
PEUGEOT	998	19	3.285	67
PIAGGIO	-	1	-	1
PORSCHE	36	51	150	210
RENAULT	117	21	509	87
ROLLS ROYCE	-	-	-	1
SAAB	53	6	244	31
SEA S.P.A	2	-	3	-
SEAT	962	19	2.959	46
SHIJIAZHANG SH	6	1	22	2
SKODA	681	6	3.162	20
SMART	381	322	1.211	1.082
SSANGYONG	29	-	98	1
SUBARU	116	5	469	39
SUZUKI	1.222	56	4.420	226
TOYOTA	2.198	67	8.342	357
TRIGANO	1	1	3	2
VAUXHALL	-	-	-	2
VEB SACHSENRING	-	-	-	1
VOLKS WAGEN	1.896	113	5.749	529
VOLVO	164	8	614	23
WILLYS	-	1	-	5
TOTAL	22.396	2.489	79.080	10.251

**Sales of new passenger cars :
March 2008**



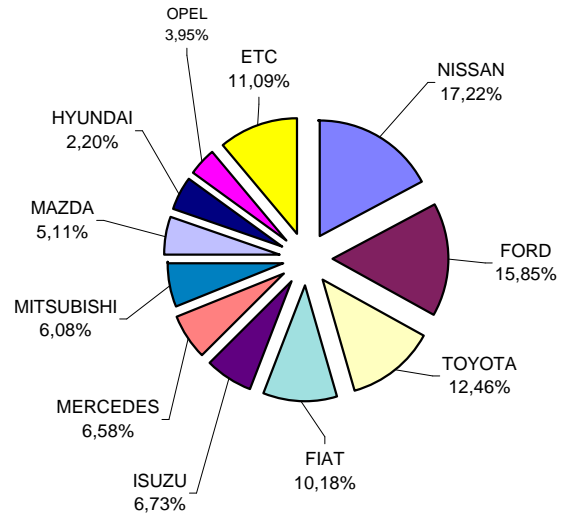
**Sales of new passenger cars :
January - March 2008**



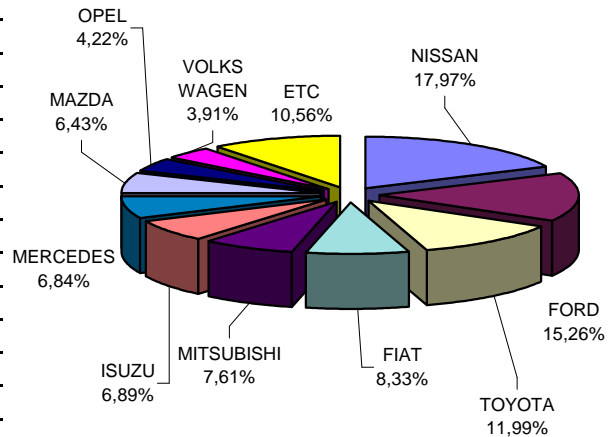
**Table 4. Sales of new and used lorries per make:
March and January - March 2008**

Makes	Lorries			
	March		Jan - Mar.	
	New	Used	New	Used
ASTRA	-	-	12	-
AUDI	-	-	-	2
AVIA	-	-	-	1
B.M.W.	-	-	-	1
CHEVROLET	-	1	-	2
CHRYSLER	-	2	-	4
CITROEN	94	13	261	39
CONY	-	-	-	1
DAEWOO	-	-	-	1
DAF	11	24	31	67
DAIHATSU	-	3	-	10
DODGE	-	-	-	3
FIAT	201	34	565	116
FIAT-IVECO	-	16	-	42
FORD	313	152	1.035	518
G.M.C.	-	-	-	1
GENERAL MOTORS	-	1	-	6
HANOMAG	-	-	-	1
HYUNDAI	-	10	-	38
ISUZU	133	24	467	91
IVECO MAGIRUS	1	3	2	15
IVECO SPA	24	1	62	5
KIA	-	2	-	9
LEYLAND	-	-	-	1
LLOYD	-	1	-	1
MAGIRUS	-	-	-	1
MAN	27	121	69	340
MAZDA	101	38	436	153
MERCEDES	130	709	464	2.333
MITSUBISHI	120	206	516	705
NISSAN	340	166	1.219	570
OAF	-	-	1	-
OPEL	78	73	286	229
PEUGEOT	19	14	76	34
PFAU	-	-	-	1
PIAGGIO	12	2	43	9
RENAULT	7	36	44	140
ROVER	1	1	2	2
SCANIA	13	40	37	131
SEAT	2	7	6	17
SKODA	-	19	1	83
SOVAB	-	-	-	2
SSANGYONG	4	-	12	-
SUZUKI	-	13	-	38
TOYOTA	246	123	813	412
VAUXHALL	-	-	-	1
VOLKS WAGEN	76	182	265	715
VOLVO	22	72	57	255
STAYER HELLAS	-	1	-	4
TOTAL	1.975	2.110	6.782	7.150

Sales of new lorries : March 2008

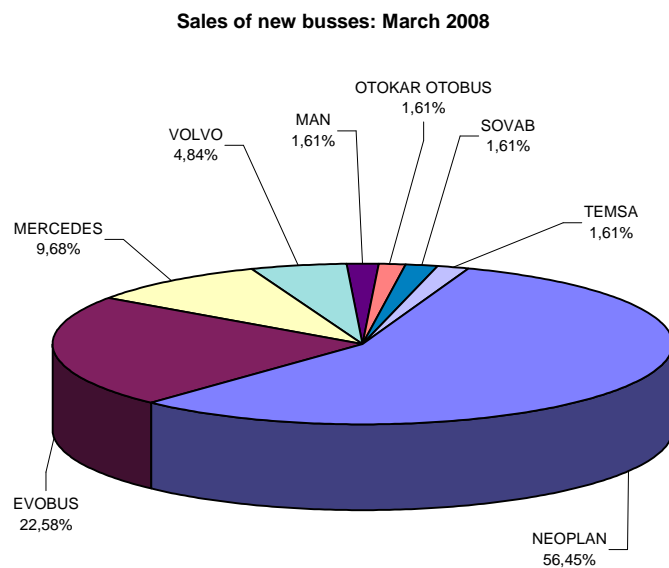


Sales of new lorries: January - March 2008

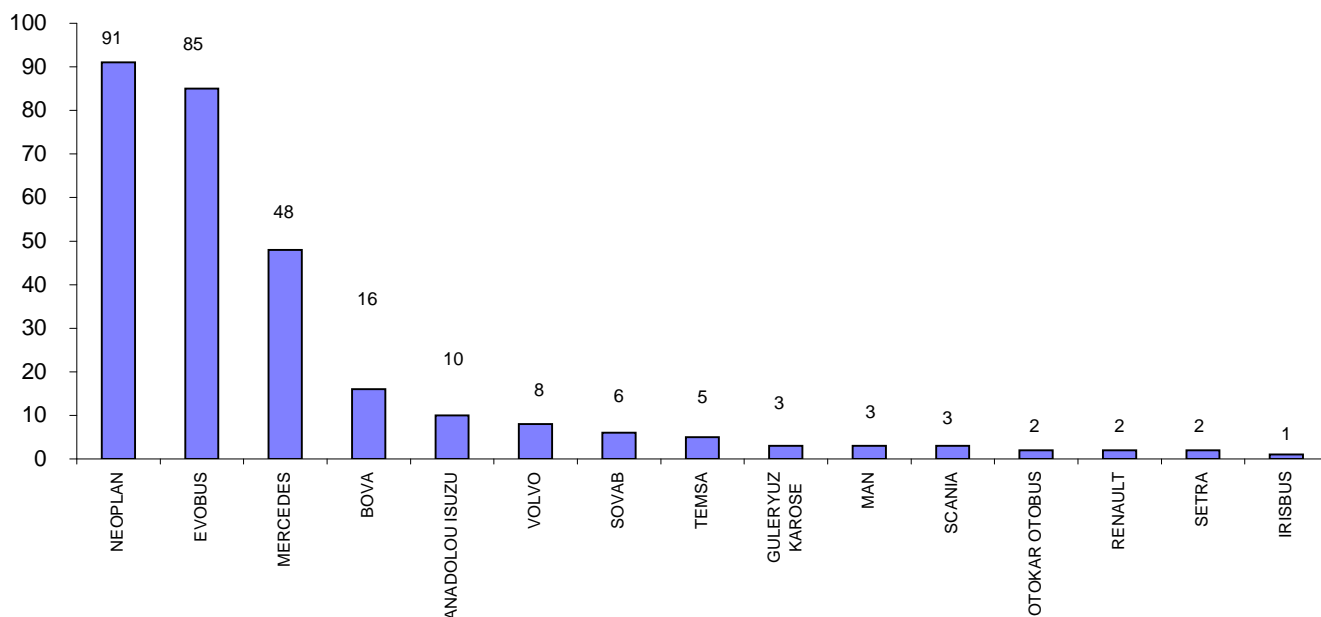


**Table 5. Sales of new and used busses per make:
March and January - March 2008**

Makes	Busses			
	March		Jan - Mar.	
	new	used	new	used
ANADOLOU ISUZU	-	-	10	-
BOVA	-	3	16	12
DAF	-	-	-	1
EVOBUS	14	5	85	10
FIAT-IVECO	-	-	-	1
FORD	-	-	-	1
G.AUWARTER	-	3	-	7
G.B.M. SPA	-	-	-	1
GULERYUZ KAROSE	-	-	3	-
IRISBUS	-	-	1	-
KASSBOHRER	-	3	-	9
MAGIRUS	-	-	-	1
MAN	1	6	3	12
MERCEDES	6	11	48	43
MITSUBISHI	-	-	-	1
NEOPLAN	35	1	91	5
OTOKAR OTOBUS	1	-	2	-
RENAULT	-	-	2	-
SCANIA	-	1	3	2
SETRA	-	1	2	3
SOVAB	1	-	6	1
TEMSA	1	-	5	-
TROEGMOLLER	-	-	-	3
VOLKS WAGEN	-	-	-	1
VOLVO	3	1	8	2
TOTAL	62	35	285	116



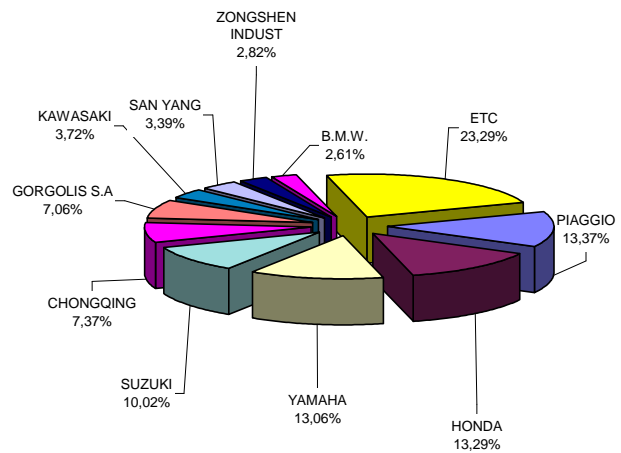
Sales of new busses : January - March 2008



**Table 6. Sales of new and used motorcycles per make:
March and January - March 2008**

Makes	Motorcycles			
	March		Jan - Mar.	
	new	used	new	used
AEON MOTOR	19	-	47	-
APRILIA	22	5	54	12
B.M.W.	164	35	314	115
BELGARDA SPA	-	1	1	3
BENZHOU VEHICLE	3	-	14	-
BOMBARDIER INC.	2	-	4	-
BOXER S.R.L	4	-	8	-
CARTER BROTHERS	2	-	4	-
CHANGZHOU	95	-	246	-
CHINA JIALING	24	-	78	-
CHONGQING	463	-	1,231	2
CHUNFENG	23	-	54	-
CIXI KINGRING	6	-	6	-
DAELIM	39	-	87	-
DALL'ARA SRL	1	-	6	-
DAZON	6	2	6	2
DINLI METAL	1	-	3	-
DUCATI	25	1	82	5
EGIMOTORS	9	-	12	-
GAS GAS	1	-	10	-
GEELY	-	-	25	-
GORGOLIS S.A	444	-	1,186	-
GUANGZHOU	131	-	339	1
HARLEY DAVIDSON	17	5	38	16
HERCHEE INDUSTR	2	-	17	-
HONDA	835	58	2,486	156
HYOSUNG MOTORS	21	-	43	-
JIANGMEN	43	-	173	-
JIANGSU	53	-	135	-
JINAN QINGQI	2	-	5	-
JINCHENG	2	-	4	-
JONWAY	7	-	18	-
K.L. S.P.A	31	-	80	-
K.T.M	92	4	215	8
KAWASAKI	234	22	554	81
KEEWAY	47	-	114	-
KWANG YANG	90	2	236	4
LIFENG GROUP CO	2	-	5	-
LONGIN GROUP	17	-	40	1
LUOYANG NORTHEM	1	-	5	-
MALAGUTI SPA	16	-	45	3
MBK INDUSTRIE	125	3	306	7
MOTIVE POWER	11	-	22	-
MOTO GUZZI	3	-	14	1
MOTO SPA	2	-	16	-
MOTO ZETA SRL	-	-	18	-
MV AGUSTA	12	1	28	2
NACIONAL MOTOR	11	-	23	-
NEW FORCE MOTOR	3	-	10	-
NINGBO LONGJIA	2	1	5	1
PAOLETTI RACING	5	-	8	-
PEUGEOT	44	-	114	-
PIAGGIO	840	17	2,184	32
R.G.P. SRL	8	-	14	-
REINMECH CORPOR	-	-	3	-
ROYAL ENFIELD	2	-	6	-
SAN YANG	213	1	543	1
SHANGAI HONLIN	5	-	6	-
SHANGHAI GOKA	1	-	7	-
SHANGHAI JIALIN	13	-	27	-
SHANGHAI JMSTAR	2	-	5	-
SKY TEAM	6	-	21	-
SUZUKI	630	25	1,594	81
TAIWAN GOLDEN B	10	1	15	1
TAIZHOU	145	-	478	-
TRIUMPH	40	-	119	-
XINGYUE GROUP C	18	-	32	1
YAMAHA	821	41	2,093	132
ZENGCHENG HAILI	29	-	85	-
ZHEJIANG	101	1	251	2
ZHONGSHAN GUOCH	3	-	18	-
ZONGSHEN INDUST	177	-	403	1
ETC	7	-	30	8
TOTAL	6.285	226	16.528	679

Sales of new motorcycles : March 2008



Sales of new motorcycles : January - March 2008

