



HELLENIC REPUBLIC



MINISTRY OF ECONOMY AND FINANCE



GENERAL SECRETARIAT OF
THE NATIONAL STATISTICAL
SERVICE OF GREECE

Piraeus, 5 - 3 - 2008

PRESS RELEASE

Vehicle Circulation Licences

FEBRUARY 2008

The General Secretariat of National Statistical Service of Greece announces that during the period of January - February 2008, 74.597 road motor cars (both new and used abroad) were put into circulation for the first time, representing an increase of 7,3% compared to the corresponding period of 2007. An increase of 1,6% had been observed during the January - February 2007 period, compared to the one of 2006.

Furthermore, the circulation of new motorcycles (above 50cc) during 2008 amounted in 10.696 against 11.057 in 2007 representing a 3,3% decrease. An increase of 30,5% had been observed during the period of January - February 2007 compared to the corresponding one of 2006.

Responsible: Konstantinos Menexes

Phone : (0030) 210 4852500

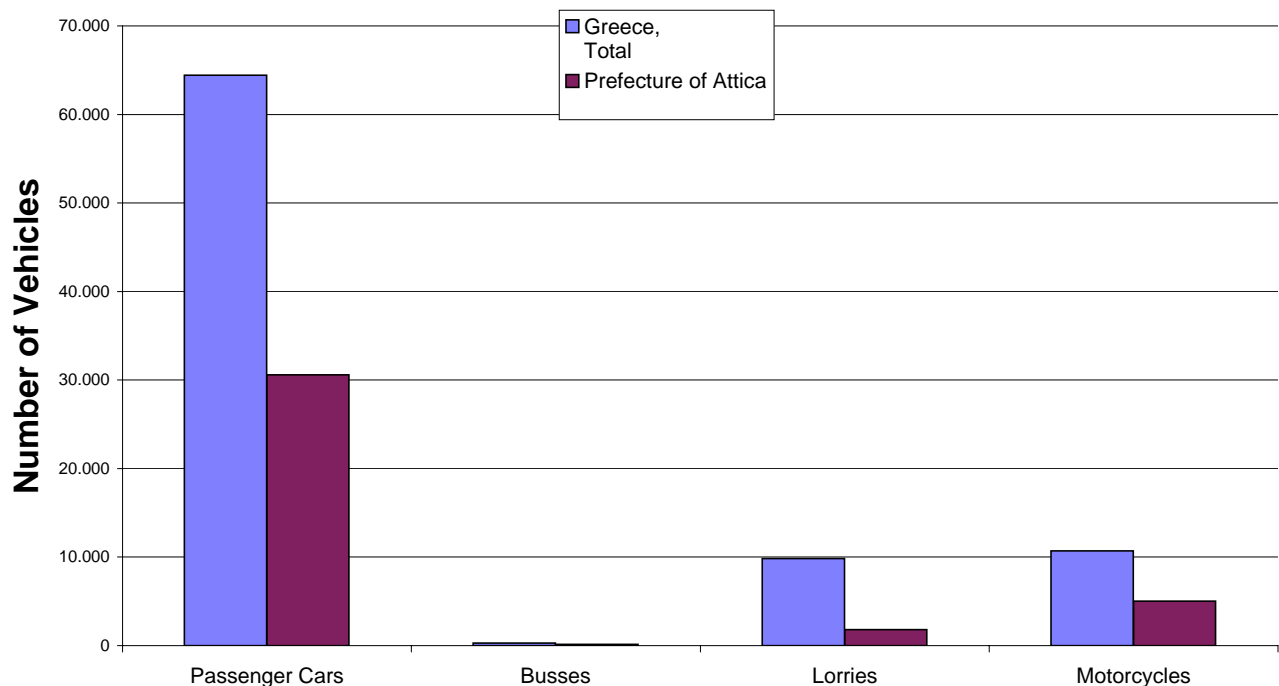
FAX : (0030) 210 4852496

e-mail : menexesk@statistics.gr

**Table 1: Road motor vehicles, both new and used, put into circulation for the first time in Greece: :
2006 - 2008**

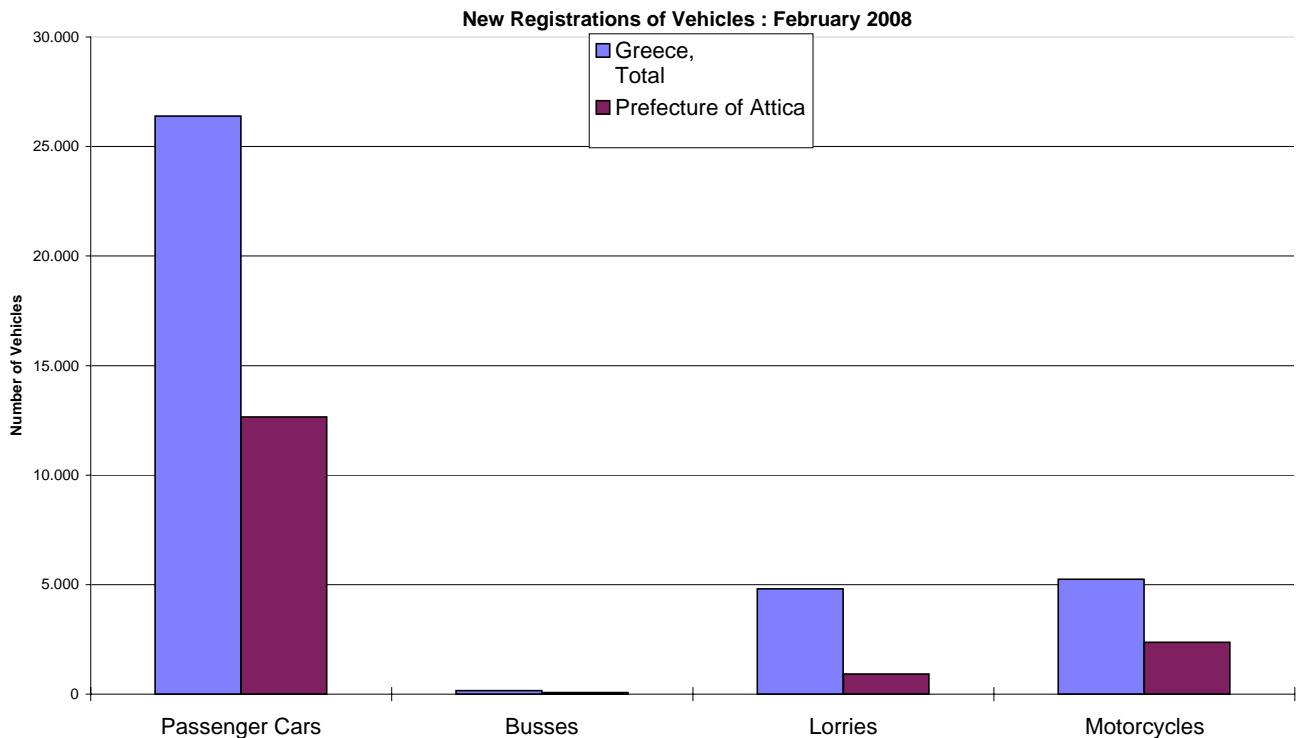
| Category of Road Motor Vehicles | January - February | | | | | | Change (%) | | | |
|-----------------------------------|--------------------|---------------|---------------|---------------|---------------|---------------|-------------|--------------|-------------|-------------|
| | 2008 | | 2007 | | 2006 | | 2008/2007 | | 2007/2006 | |
| | Total | Used | Total | Used | Total | Used | Total | Used | Total | Used |
| Greece, total | | | | | | | | | | |
| Road Motor Vehicles, total | 85.293 | 13.336 | 80.571 | 13.980 | 76.900 | 12.944 | 5,9 | -4,6 | 4,8 | 8,0 |
| 1. Road motor cars | 74.597 | 12.883 | 69.514 | 13.396 | 68.424 | 12.472 | 7,3 | -3,8 | 1,6 | 7,4 |
| Passenger Cars | 64.446 | 7.762 | 59.664 | 8.148 | 58.284 | 7.373 | 8,0 | -4,7 | 2,4 | 10,5 |
| Busses | 304 | 81 | 139 | 88 | 183 | 77 | 118,7 | -8,0 | -24,0 | 14,3 |
| Lorries | 9.847 | 5.040 | 9.711 | 5.160 | 9.957 | 5.022 | 1,4 | -2,3 | -2,5 | 2,7 |
| 2. Motorcycles > 50 cc | 10.696 | 453 | 11.057 | 584 | 8.476 | 472 | -3,3 | -22,4 | 30,5 | 23,7 |
| Prefecture of Attica | | | | | | | | | | |
| Road Motor Vehicles, total | 37.566 | 3.521 | 35.911 | 3.816 | 33.895 | 3.674 | 4,6 | -7,7 | 5,9 | 3,9 |
| 1. Road motor cars | 32.529 | 3.382 | 30.704 | 3.639 | 29.795 | 3.491 | 5,9 | -7,1 | 3,1 | 4,2 |
| Passenger Cars | 30.572 | 2.576 | 28.779 | 2.851 | 27.887 | 2.760 | 6,2 | -9,6 | 3,2 | 3,3 |
| Busses | 139 | 21 | 56 | 24 | 71 | 19 | 148,2 | -12,5 | -21,1 | 26,3 |
| Lorries | 1.818 | 785 | 1.869 | 764 | 1.837 | 712 | -2,7 | 2,7 | 1,7 | 7,3 |
| 2. Motorcycles > 50 cc | 5.037 | 139 | 5.207 | 177 | 4.100 | 183 | -3,3 | -21,5 | 27,0 | -3,3 |

New Registrations of Vehicles : January - February 2008



**Table 2: Road Motor vehicles, both new and used, put into circulation for the first time in Greece :
2006 - 2008**

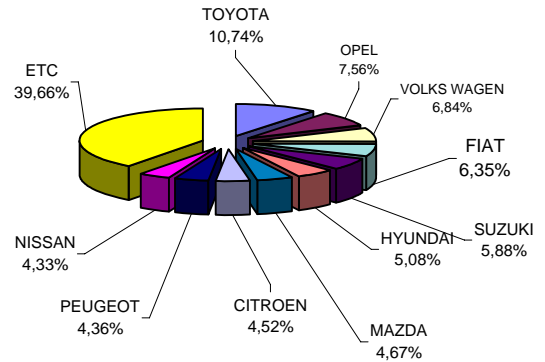
| Category of Road Motor Vehicles | February | | | | | | Change (%) | | | |
|-----------------------------------|---------------|--------------|---------------|--------------|---------------|--------------|-------------|--------------|-------------|--------------|
| | 2008 | | 2007 | | 2006 | | 2008/2007 | | 2007/2006 | |
| | Total | Used | Total | Used | Total | Used | Total | Used | Total | Used |
| Greece, total | | | | | | | | | | |
| Road Motor Vehicles, total | 36.613 | 5.949 | 32.562 | 5.819 | 32.903 | 5.681 | 12,4 | 2,2 | -1,0 | 2,4 |
| 1. Road motor cars | 31.371 | 5.735 | 27.427 | 5.590 | 28.901 | 5.473 | 14,4 | 2,6 | -5,1 | 2,1 |
| Passenger Cars | 26.394 | 3.202 | 23.101 | 3.262 | 24.182 | 3.057 | 14,3 | -1,8 | -4,5 | 6,7 |
| Busses | 165 | 37 | 47 | 30 | 94 | 43 | 251,1 | 23,3 | -50,0 | -30,2 |
| Lorries | 4.812 | 2.496 | 4.279 | 2.298 | 4.625 | 2.373 | 12,5 | 8,6 | -7,5 | -3,2 |
| 2. Motorcycles > 50 cc | 5.242 | 214 | 5.135 | 229 | 4.002 | 208 | 2,1 | -6,6 | 28,3 | 10,1 |
| Prefecture of Attica | | | | | | | | | | |
| Road Motor Vehicles, total | 16.019 | 1.553 | 14.347 | 1.565 | 14.963 | 1.636 | 11,7 | -0,8 | -4,1 | -4,3 |
| 1. Road motor cars | 13.648 | 1.494 | 12.025 | 1.497 | 13.017 | 1.556 | 13,5 | -0,2 | -7,6 | -3,8 |
| Passenger Cars | 12.661 | 1.083 | 11.131 | 1.130 | 12.055 | 1.187 | 13,7 | -4,2 | -7,7 | -4,8 |
| Busses | 73 | 9 | 17 | 9 | 35 | 10 | 329,4 | 0,0 | -51,4 | -10,0 |
| Lorries | 914 | 402 | 877 | 358 | 927 | 359 | 4,2 | 12,3 | -5,4 | -0,3 |
| 2. Motorcycles > 50 cc | 2.371 | 59 | 2.322 | 68 | 1.946 | 80 | 2,1 | -13,2 | 19,3 | -15,0 |



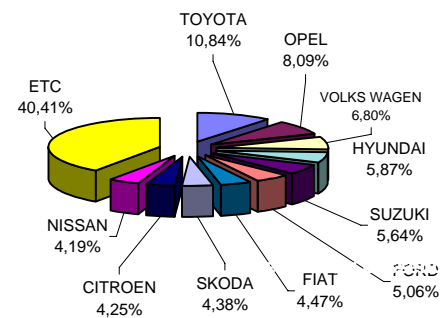
**Table 3. Sales of new and used passenger cars per make:
February and January - February 2008**

| Makes | Passenger cars | | | |
|---------------------------|----------------|--------------|---------------|--------------|
| | February | | Jan - Feb. | |
| | New | Used | New | Used |
| ADRIA | 1 | - | 4 | 1 |
| ALFA ROMEO | 105 | 12 | 257 | 25 |
| AMERICAN MOTORS | - | 1 | - | 1 |
| ASTON MARTIN | 1 | 1 | 1 | 4 |
| AUDI | 482 | 231 | 1.055 | 531 |
| AUTOCARABANS - RIMOR SPA | 2 | - | 2 | - |
| B.M.W. | 940 | 556 | 2.133 | 1.380 |
| BENTLEY | - | - | 3 | - |
| CADILLAC | 3 | - | 7 | - |
| CHANGA CO | 1 | 1 | 1 | 1 |
| CHEVROLET | 414 | 4 | 1.089 | 8 |
| CHEVROLET (GENERAL MOTOR) | 4 | - | 8 | 3 |
| CHRYSLER | 232 | 32 | 539 | 82 |
| CITROEN | 1.049 | 15 | 2.407 | 36 |
| DAEWOO | - | 4 | - | 10 |
| DAIHATSU | 614 | 27 | 1.362 | 67 |
| DATSUN | - | 1 | - | 1 |
| DODGE | 70 | 1 | 234 | 1 |
| FERRARI | - | 3 | - | 7 |
| FIAT | 1.472 | 56 | 2.535 | 125 |
| FORD | 990 | 51 | 2.870 | 139 |
| G.M.C. | - | - | - | 2 |
| GENERAL MOTORS | 1 | 11 | 2 | 18 |
| HONDA | 648 | 105 | 1.674 | 295 |
| HONGXING | - | - | 4 | - |
| HUMMER | 4 | - | 12 | - |
| HYMER AG | - | 1 | - | 2 |
| HYUNDAI | 1.178 | 14 | 3.330 | 36 |
| ISUZU | - | - | - | 1 |
| JAGUAR | 11 | 7 | 30 | 30 |
| JIANGLING LANDW | 1 | - | 2 | 1 |
| KIA | 700 | 5 | 2.337 | 16 |
| LADA | 47 | 1 | 99 | 1 |
| LAMBORGHINI | - | - | 2 | 1 |
| LANCIA | 126 | 4 | 223 | 7 |
| LAND ROVER | 64 | 19 | 143 | 62 |
| LOTUS | - | 3 | 1 | 5 |
| MASERATI | 1 | - | 5 | 2 |
| MAZDA | 1083 | 22 | 2.121 | 79 |
| MERCEDES | 560 | 998 | 1.646 | 2.361 |
| MITSUBISHI | 532 | 26 | 1207 | 73 |
| N.S.U. | - | 1 | - | 1 |
| NISSAN | 1.005 | 35 | 2.373 | 109 |
| OPEL | 1.753 | 73 | 4.588 | 203 |
| PEUGEOT | 1.011 | 21 | 2.287 | 48 |
| PORSCHE | 65 | 64 | 114 | 159 |
| RENAULT | 111 | 25 | 392 | 66 |
| ROLLS ROYCE | - | - | - | 1 |
| SAAB | 67 | 9 | 191 | 25 |
| SEA S.P.A | - | - | 1 | - |
| SEAT | 770 | 8 | 1.997 | 27 |
| SHIJIAZHUANG SH | 7 | - | 16 | 1 |
| SKODA | 956 | 5 | 2.481 | 14 |
| SMART | 378 | 381 | 830 | 760 |
| SSANGYONG | 32 | - | 69 | 1 |
| SUBARU | 106 | 10 | 353 | 34 |
| SUZUKI | 1.364 | 67 | 3.198 | 170 |
| TOYOTA | 2.491 | 127 | 6.144 | 290 |
| TRIGANO | 2 | - | 2 | 1 |
| VAUXHALL | - | 1 | - | 2 |
| VEB SACHSENRING | - | - | - | 1 |
| VOLKS WAGEN | 1.587 | 156 | 3.853 | 416 |
| VOLVO | 151 | 7 | 450 | 15 |
| WILLYS | - | - | - | 4 |
| TOTAL | 23.192 | 3.202 | 56.684 | 7.762 |

**Sales of new passenger cars :
February 2008**



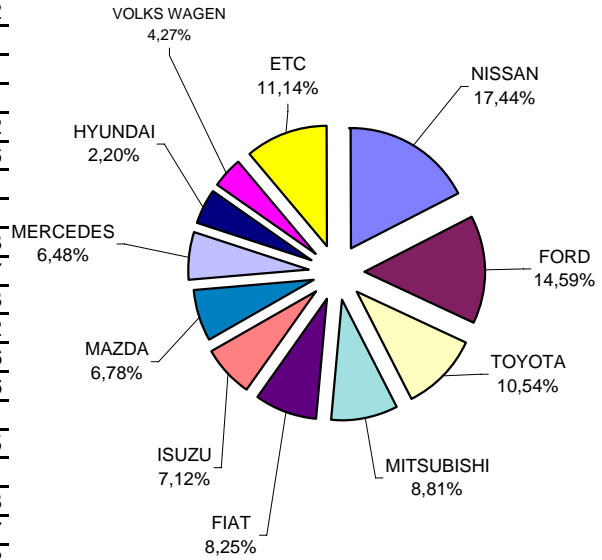
**Sales of new passenger cars :
January - February 2008**



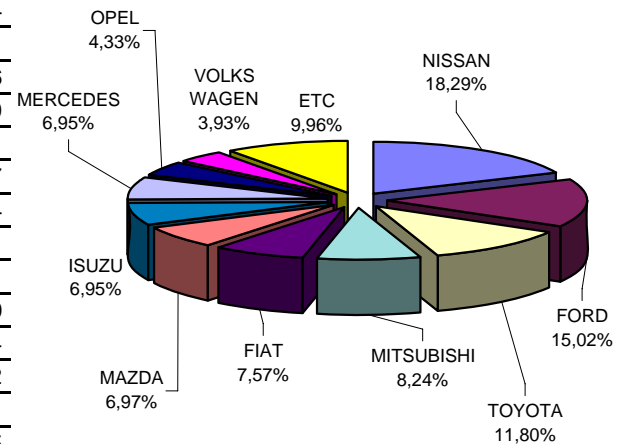
**Table 4. Sales of new and used lorries per make:
February and January - February 2008**

| Makes | Lorries | | | |
|----------------|--------------|--------------|--------------|--------------|
| | February | | Jan - Feb. | |
| | New | Used | New | Used |
| ASTRA | 8 | - | 12 | - |
| AUDI | - | 2 | - | 2 |
| AVIA | - | - | - | 1 |
| B.M.W. | - | 1 | - | 1 |
| CHEVROLET | - | - | - | 1 |
| CHRYSLER | - | - | - | 2 |
| CITROEN | 88 | 10 | 167 | 26 |
| CONY | - | - | - | 1 |
| DAEWOO | - | - | - | 1 |
| DAF | 12 | 20 | 20 | 43 |
| DAIHATSU | - | 3 | - | 7 |
| DODGE | - | - | - | 3 |
| FIAT | 191 | 45 | 364 | 82 |
| FIAT-IVECO | - | 11 | - | 26 |
| FORD | 338 | 167 | 722 | 366 |
| G.M.C. | - | 1 | - | 1 |
| GENERAL MOTORS | - | 1 | - | 5 |
| HANOMAG | - | 1 | - | 1 |
| HYUNDAI | - | 12 | - | 28 |
| ISUZU | 165 | 27 | 334 | 67 |
| IVECO MAGIRUS | - | 8 | 1 | 12 |
| IVECO SPA | 24 | 3 | 38 | 4 |
| KIA | - | 3 | - | 7 |
| LEYLAND | - | 1 | - | 1 |
| MAGIRUS | - | 1 | - | 1 |
| MAN | 29 | 102 | 42 | 219 |
| MAZDA | 157 | 49 | 335 | 115 |
| MERCEDES | 150 | 821 | 334 | 1.624 |
| mitsubishi | 204 | 250 | 396 | 499 |
| NISSAN | 404 | 206 | 879 | 404 |
| OAF | 1 | - | 1 | - |
| OPEL | 106 | 69 | 208 | 156 |
| PEUGEOT | 26 | 7 | 57 | 20 |
| PFAU | - | - | - | 1 |
| PIAGGIO | 17 | 2 | 31 | 7 |
| RENAULT | 14 | 46 | 37 | 104 |
| ROVER | - | - | 1 | 1 |
| SCANIA | 10 | 42 | 24 | 91 |
| SEAT | 2 | 7 | 4 | 10 |
| SKODA | 1 | 31 | 1 | 64 |
| SOVAB | - | - | - | 2 |
| SSANGYONG | 6 | - | 8 | - |
| SUZUKI | - | 10 | - | 25 |
| TOYOTA | 244 | 147 | 567 | 289 |
| VAUXHALL | - | 1 | - | 1 |
| VOLKS WAGEN | 99 | 279 | 189 | 533 |
| VOLVO | 20 | 108 | 35 | 183 |
| STAYER HELLAS | - | 2 | - | 3 |
| TOTAL | 2.316 | 2.496 | 4.807 | 5.040 |

Sales of new lorries : February 2008

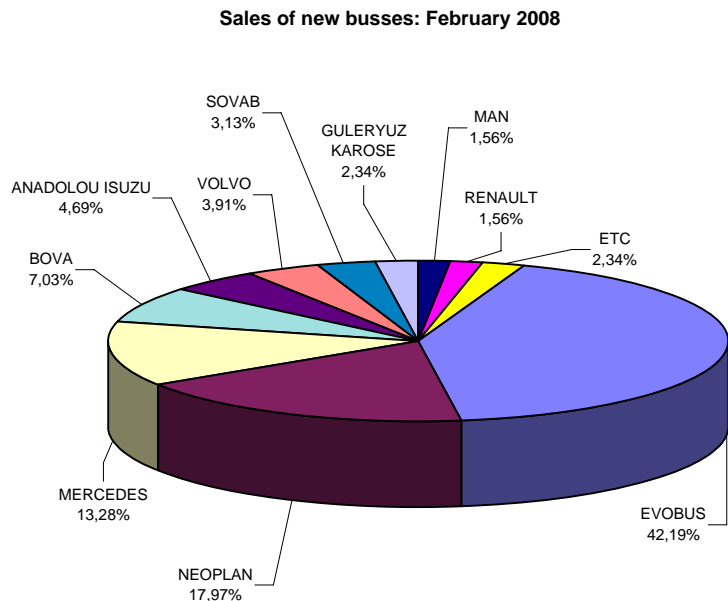


Sales of new lorries: January - February 2008

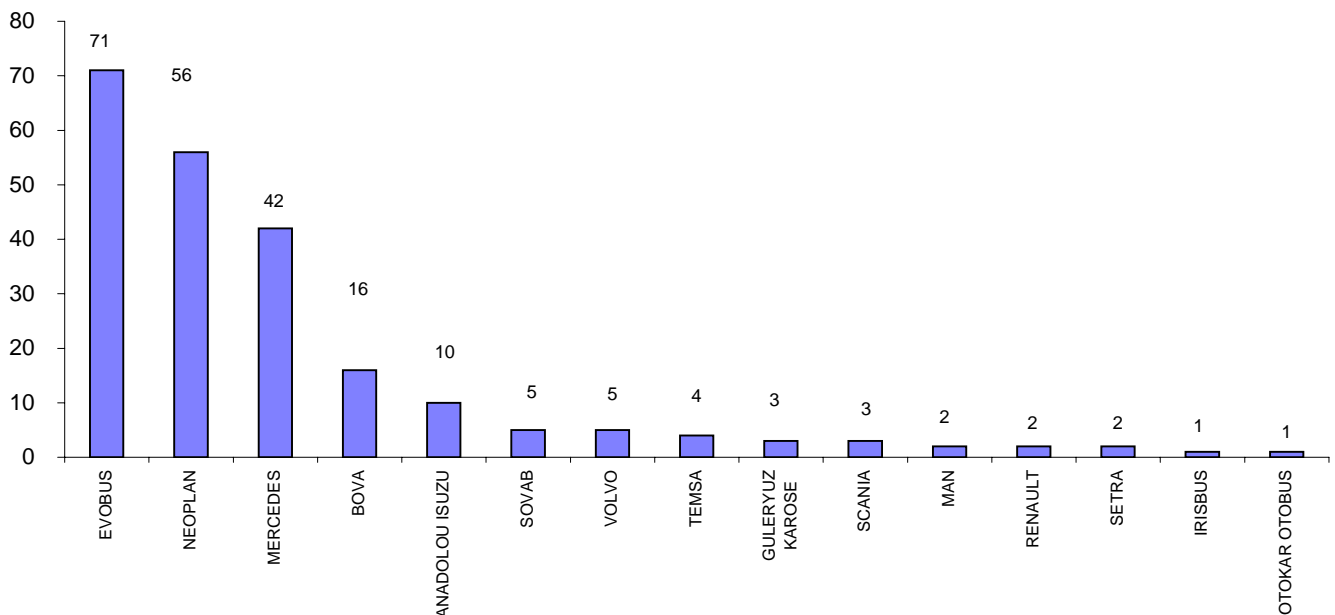


**Table 5. Sales of new and used busses per make:
February and January - February 2008**

| Makes | Busses | | | |
|-----------------|------------|-----------|------------|-----------|
| | February | | Jan - Feb. | |
| | new | used | new | used |
| ANADOLU ISUZU | 6 | - | 10 | - |
| BOVA | 9 | 3 | 16 | 9 |
| DAF | - | - | - | 1 |
| EVOBUS | 54 | 5 | 71 | 5 |
| FIAT-IVECO | - | 1 | - | 1 |
| FORD | - | 1 | - | 1 |
| G.AUWARTER | - | 2 | - | 4 |
| G.B.M. SPA | - | - | - | 1 |
| GULERYUZ KAROSE | 3 | - | 3 | - |
| IRISBUS | - | - | 1 | - |
| KASSBOHRER | - | 3 | - | 6 |
| MAGIRUS | - | 1 | - | 1 |
| MAN | 2 | 3 | 2 | 6 |
| MERCEDES | 17 | 11 | 42 | 32 |
| MITSUBISHI | - | 1 | - | 1 |
| NEOPLAN | 23 | 3 | 56 | 4 |
| OTOKAR OTOBUS | - | - | 1 | - |
| RENAULT | 2 | - | 2 | - |
| SCANIA | - | 1 | 3 | 1 |
| SETRA | 1 | 1 | 2 | 2 |
| SOVAB | 4 | - | 5 | 1 |
| TEMSA | 2 | - | 4 | - |
| TROEGMOLLER | - | 1 | - | 3 |
| VOLKS WAGEN | - | - | - | 1 |
| VOLVO | 5 | - | 5 | 1 |
| TOTAL | 128 | 37 | 223 | 81 |



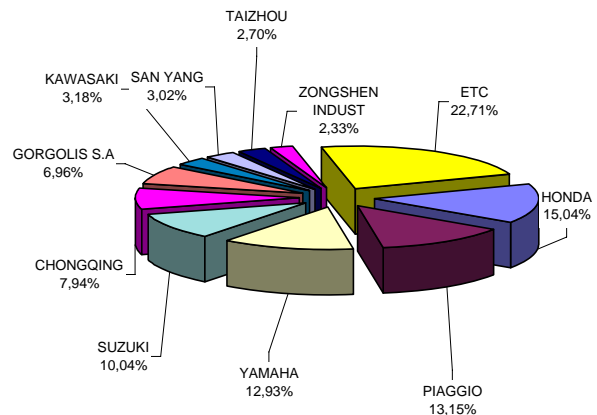
Sales of new busses : January - February 2008



**Table 6. Sales of new and used motorcycles per make:
February and January - February 2008**

| Makes | Motorcycles | | | |
|-----------------|--------------|------------|---------------|------------|
| | February | | Jan - Feb. | |
| | new | used | new | used |
| AEON MOTOR | 18 | - | 28 | - |
| APRILIA | 7 | 4 | 32 | 7 |
| B.M.W. | 88 | 32 | 150 | 80 |
| BENZHOU VEHICLE | 6 | - | 11 | - |
| BOMBARDIER INC. | 2 | - | 2 | - |
| BOXER S.R.L | 4 | - | 4 | - |
| CARTER BROTHERS | 2 | - | 2 | - |
| CHANGZHOU | 75 | - | 151 | - |
| CHINA JIALING | 31 | - | 54 | - |
| CHONGQING | 399 | - | 768 | 2 |
| CHUNFENG | 19 | - | 31 | - |
| DAELIM | 19 | - | 48 | - |
| DALL'ARA SRL | 2 | - | 5 | - |
| DRESEL MCT | - | 2 | - | 2 |
| DUCATI | 37 | 1 | 57 | 4 |
| EGIMOTORS | 3 | - | 3 | - |
| GAGIVA MOTOR | 2 | 1 | 2 | 1 |
| GAS GAS | 4 | - | 9 | - |
| GEELY | 5 | - | 25 | - |
| GORGOLIS S.A | 350 | - | 742 | - |
| GUANGZHOU | 80 | 1 | 208 | 1 |
| HARLEY DAVIDSON | 7 | - | 21 | 11 |
| HERCHEE INDUSTR | 11 | - | 15 | - |
| HONDA | 756 | 43 | 1.651 | 98 |
| HUSABERG | - | 1 | - | 1 |
| HYOSUNG MOTORS | 13 | - | 22 | - |
| JIANGMEN | 46 | - | 130 | - |
| JIANGSU | 33 | - | 82 | - |
| JINAN QINGQI | 2 | - | 3 | - |
| JINCHENG | 2 | - | 2 | - |
| JONWAY | 8 | - | 11 | - |
| K.L. S.P.A | 28 | - | 49 | - |
| K.T.M | 65 | 2 | 123 | 4 |
| KAWASAKI | 160 | 37 | 320 | 59 |
| KEEWAY | 36 | - | 67 | - |
| KWANG YANG | 81 | 2 | 146 | 2 |
| LIFENG GROUP CO | 3 | - | 3 | - |
| LONCIN GROUP | 14 | - | 23 | 1 |
| LONJICHANG | - | 1 | - | 1 |
| LUOYANG NORTHEM | 2 | - | 4 | - |
| MALAGUTI SPA | 13 | 2 | 29 | 3 |
| MBK INDUSTRIE | 92 | 1 | 181 | 4 |
| MOTIVE POWER | 4 | - | 11 | - |
| MOTO GUZZI | 4 | - | 11 | 1 |
| MOTO SPA | 7 | - | 14 | - |
| MOTO ZETA SRL | 5 | - | 18 | - |
| MV AGUSTA | 10 | - | 16 | 1 |
| NACIONAL MOTOR | 6 | - | 12 | - |
| NEW FORCE MOTOR | 3 | - | 7 | - |
| NINGBO LONGJIA | 2 | - | 3 | - |
| NORTON | - | 1 | - | 1 |
| PAOLETTI RACING | - | - | 3 | - |
| PEGASUS | - | - | - | 1 |
| PEUGEOT | 39 | - | 70 | - |
| PIAGGIO | 661 | 6 | 1.344 | 15 |
| R.G.P. SRL | 4 | - | 6 | - |
| REINMECH CORPOR | 1 | - | 3 | - |
| ROYAL ENFIELD | 1 | - | 4 | - |
| SAN YANG | 152 | - | 330 | - |
| SHANGHAI GOKA | 4 | - | 6 | - |
| SHANGHAI JIALIN | 5 | - | 14 | - |
| SHANGHAI JMSTAR | - | - | 3 | - |
| SKY TEAM | 8 | - | 15 | - |
| SUZUKI | 505 | 25 | 964 | 56 |
| TAIWAN GOLDEN B | 3 | - | 5 | - |
| TAIZHOU | 136 | - | 333 | - |
| TRIUMPH | 48 | - | 79 | - |
| XINGYUE GROUP C | 6 | 1 | 14 | - |
| YAMAHA | 650 | 47 | 1.272 | 91 |
| ZENGCHENG HAILI | 30 | - | 56 | - |
| ZHEJIANG | 70 | 1 | 150 | 1 |
| ZHONGSHAN GUOCH | 10 | - | 15 | - |
| ZONGSHEN INDUST | 117 | - | 226 | 1 |
| ETC | 12 | 3 | 25 | 3 |
| TOTAL | 5.028 | 214 | 10.243 | 453 |

Sales of new motorcycles : February 2008



Sales of new motorcycles : January - February 2008

