



HELLENIC REPUBLIC



MINISTRY OF ECONOMY AND FINANCE



GENERAL SECRETARIAT OF  
THE NATIONAL STATISTICAL  
SERVICE OF GREECE

Piraeus, 5 - 2 - 2008

# PRESS RELEASE

## Vehicle Circulation Licences

**JANUARY 2008**

The General Secretariat of National Statistical Service of Greece announces that on January 2008, 43.226 road motor cars (both new and used abroad) were put into circulation for the first time, representing an increase of 2,7% compared to the corresponding period of 2007. An increase of 6,5% had been observed on January 2007, compared to the one of 2006.

Furthermore, the circulation of new motorcycles (above 50cc) during 2008 amounted in 5.454 against 5.922 in 2007 representing a 7,9% decrease. An increase of 32,4% had been observed on January 2007 compared to the corresponding one of 2006.

Responsible: Konstantinos Menexes

Phone : (0030) 210 4852500

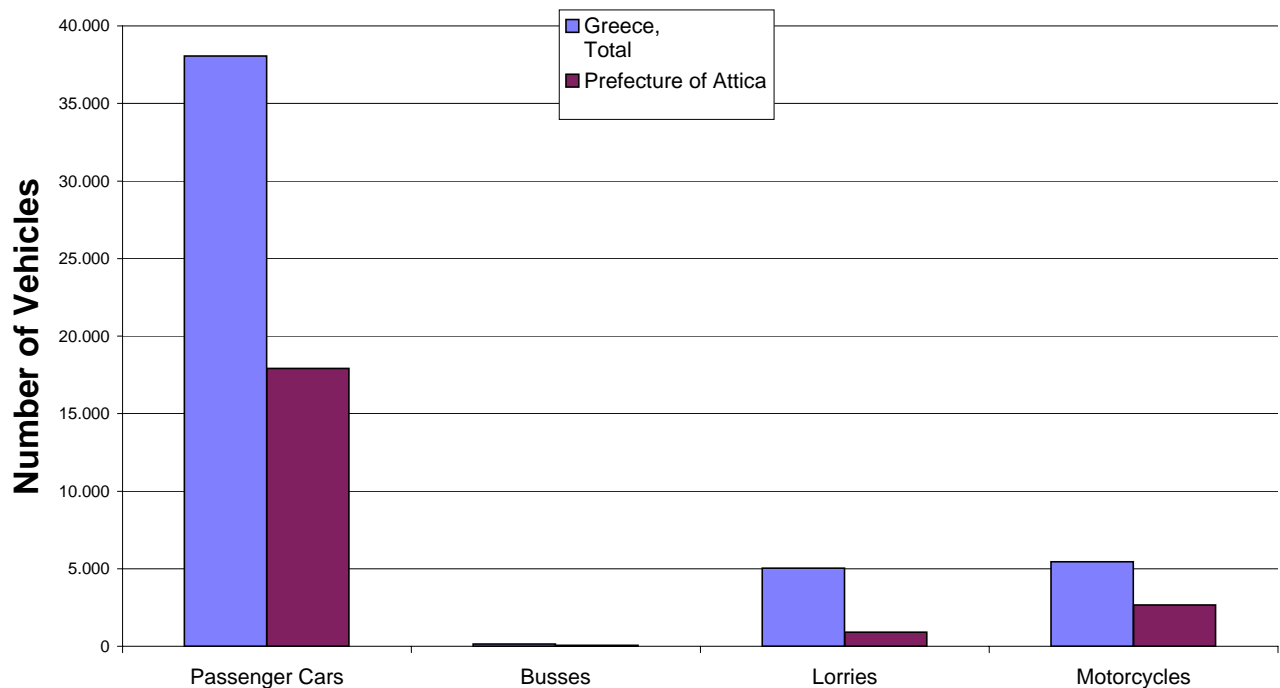
FAX : (0030) 210 4852496

e-mail : menexesk@statistics.gr

**Table 1: Road motor vehicles, both new and used, put into circulation for the first time in Greece: :  
2006 - 2008**

Category of Road Motor Vehicles	January						Change (%)			
	2008		2007		2006		2008/2007		2007/2006	
	Total	Used	Total	Used	Total	Used	Total	Used	Total	Used
<b>Greece, total</b>										
<b>Road Motor Vehicles, total</b>	<b>48.680</b>	<b>7.387</b>	<b>48.009</b>	<b>8.161</b>	<b>43.997</b>	<b>7.263</b>	<b>1,4</b>	<b>-9,5</b>	<b>9,1</b>	<b>12,4</b>
<b>1. Road motor cars</b>	<b>43.226</b>	<b>7.148</b>	<b>42.087</b>	<b>7.806</b>	<b>39.523</b>	<b>6.999</b>	<b>2,7</b>	<b>-8,4</b>	<b>6,5</b>	<b>11,5</b>
Passenger Cars	38.052	4.560	36.563	4.886	34.102	4.316	4,1	-6,7	7,2	13,2
Busses	139	44	92	58	89	34	51,1	-24,1	3,4	70,6
Lorries	5.035	2.544	5.432	2.862	5.332	2.649	-7,3	-11,1	1,9	8,0
<b>2. Motorcycles &gt; 50 cc</b>	<b>5.454</b>	<b>239</b>	<b>5.922</b>	<b>355</b>	<b>4.474</b>	<b>264</b>	<b>-7,9</b>	<b>-32,7</b>	<b>32,4</b>	<b>34,5</b>
<b>Prefecture of Attica</b>										
<b>Road Motor Vehicles, total</b>	<b>21.547</b>	<b>1.968</b>	<b>21.564</b>	<b>2.251</b>	<b>18.932</b>	<b>2.038</b>	<b>-0,1</b>	<b>-12,6</b>	<b>13,9</b>	<b>10,5</b>
<b>1. Road motor cars</b>	<b>18.881</b>	<b>1.888</b>	<b>18.679</b>	<b>2.142</b>	<b>16.778</b>	<b>1.935</b>	<b>1,1</b>	<b>-11,9</b>	<b>11,3</b>	<b>10,7</b>
Passenger Cars	17.911	1.493	17.648	1.721	15.832	1.573	1,5	-13,2	11,5	9,4
Busses	66	12	39	15	36	9	69,2	-20,0	8,3	66,7
Lorries	904	383	992	406	910	353	-8,9	-5,7	9,0	15,0
<b>2. Motorcycles &gt; 50 cc</b>	<b>2.666</b>	<b>80</b>	<b>2.885</b>	<b>109</b>	<b>2.154</b>	<b>103</b>	<b>-7,6</b>	<b>-26,6</b>	<b>33,9</b>	<b>5,8</b>

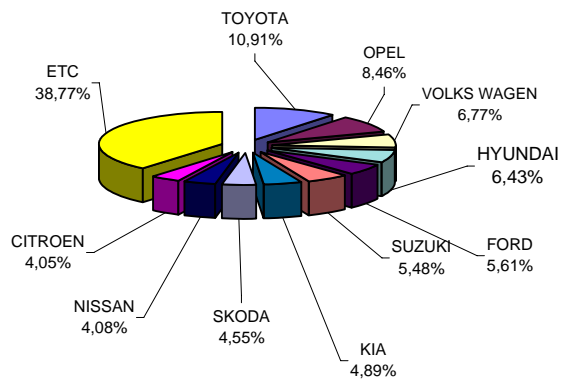
**New Registrations of Vehicles : January 2008**



**Table 2. Sales of new and used passenger cars per make:  
January 2008**

Makes	Passenger cars	
	January	
	New	Used
ADRIA	3	1
ALFA ROMEO	152	13
ASTON MARTIN	-	3
AUDI	573	300
B.M.W.	1.193	824
BENTLEY	3	-
CADILLAC	4	-
CHEVROLET	675	10
CHEVROLET (GENERAL MOTOR)	4	3
CHRYSLER	384	50
CITROEN	1.358	21
DAIHATSU	748	40
DODGE	87	-
FERRARI	-	4
FIAT	1.063	69
	1.880	88
G.M.C.	-	2
GENERAL MOTORS	1	7
HONDA	1.026	190
HONGXING	4	-
HUMMER	8	-
HYMER AG	-	1
HYUNDAI	2.152	22
ISUZU	-	1
JAGUAR	19	23
JIANGLING LANDW	1	1
KIA	1.637	11
LADA	52	-
LAMBORGHINI	2	1
LANCIA	97	3
LAND ROVER	79	43
LOTUS	1	2
MASERATI	4	2
MAZDA	1.038	57
MERCEDES	1.086	1.363
MINI	675	47
NISSAN	1.368	74
OPEL	2835	130
PEUGEOT	1.276	27
PORSCHE	49	95
RENAULT	281	41
ROLLS ROYCE	-	1
SAAB	124	16
SEA S.P.A	1	-
SEAT	1.227	19
SHIJIAZHUANG SH	9	1
SKODA	1525	9
SMART	452	379
SSANGYONG	37	1
SUBARU	247	24
SUZUKI	1.834	103
TOYOTA	3.653	163
TRIGANO	-	1
VAUXHALL	-	1
VEB SACHSENRING	-	1
VOLKS WAGEN	2.266	260
VOLVO	299	8
WILLYS	-	4
<b>TOTAL</b>	<b>33.492</b>	<b>4.560</b>

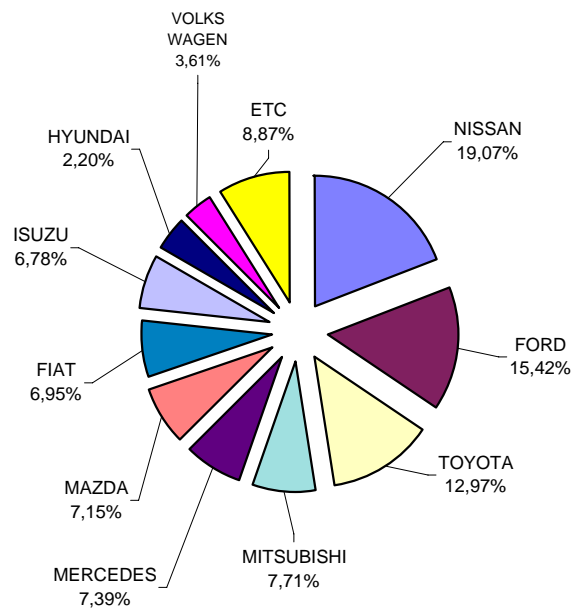
**Sales of new passenger cars :  
January 2008**



**Table 3. Sales of new and used lorries per make:  
January 2008**

Makes	Lorries	
	January	
	New	Used
ASTRA	4	-
AVIA	-	1
CHEVROLET	-	1
CHRYSLER	-	2
CITROEN	79	16
CONY	-	1
DAEWOO	-	1
DAF	8	23
DAIHATSU	-	4
DODGE	-	3
FIAT	173	37
FIAT-IVECO	-	15
FORD	384	199
GENERAL MOTORS	-	4
HYUNDAI	-	16
	169	40
IVECO MAGIRUS	1	4
IVECO SPA	14	1
KIA	-	4
MAN	13	117
MAZDA	178	66
MERCEDES	184	803
MITSUBISHI	192	249
NISSAN	475	198
OPEL	102	87
PEUGEOT	31	13
PFAU	-	1
PIAGGIO	14	5
RENAULT	23	58
ROVER	1	1
SCANIA	14	49
SEAT	2	3
SKODA	-	33
SOVAB	-	2
SSANGYONG	2	-
SUZUKI	-	15
TOYOTA	323	142
VOLKS WAGEN	90	254
VOLVO	15	75
STAYER HELLAS	-	1
<b>TOTAL</b>	<b>2.491</b>	<b>2.544</b>

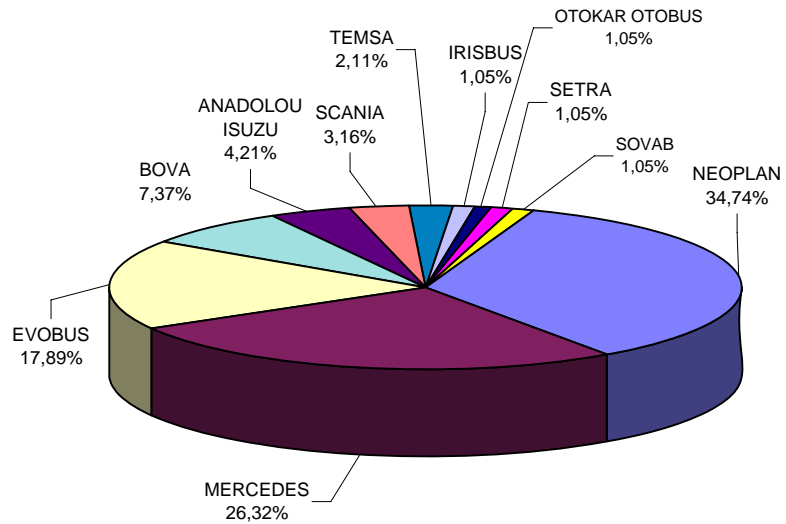
**Sales of new lorries : January 2008**



**Table 4. Sales of new and used busses per make:  
January 2008**

Makes	Busses	
	January	
	new	used
ANADOLU ISUZU	4	-
BOVA	7	6
DAF	-	1
EVOBUS	17	-
G.AUWARTER	-	2
G.B.M. SPA	-	1
IRISBUS	1	-
KASSBOHRER	-	3
MAN	-	3
MERCEDES	25	21
NEOPLAN	33	1
OTOKAR OTOBUS	1	-
SCANIA	3	-
SETRA	1	1
SOVAB	1	1
	2	-
TROEGMOLLER	-	2
VOLKS WAGEN	-	1
VOLVO	-	1
<b>TOTAL</b>	<b>95</b>	<b>44</b>

**Sales of new busses: January 2008**



**Table 5. Sales of new and used motorcycles per make:  
January 2008**

Makes	Motorcycles January	
	new	used
ACE TRADE	1	-
AEON MOTOR	10	-
AIE MOTOR	2	-
APRILIA	25	3
B.M.W.	62	48
BENZHOU VEHICLE	5	-
BETA MOTOR SPA	1	-
CHANGZHOU	76	-
CHINA JIALING	23	-
CHONGQING	370	2
CHUNFENG	12	-
DAELIM	29	-
DALL'ARA SRL	3	-
DINLI METAL	1	-
DUCATI	20	3
FOSTI MOTORCYCL	1	-
GAS GAS	5	-
GEELY	20	-
GORGOLIS S.A	392	-
GUANGZHOU	128	-
HARLEY DAVIDSON	14	11
HERCHEE INDUSTR	4	-
HONDA	895	55
HYOSUNG MOTORS	9	-
JIANGMEN	84	-
JIANGSU	49	-
JINAN QINGQI	1	-
JONWAY	3	-
K.L. S.P.A	21	-
K.T.M	58	2
KAWASAKI	160	22
KEEWAY	31	-
KWANG YANG	65	-
LONGIN GROUP	9	1
LUOYANG NORTHEM	2	-
MALAGUTI SPA	16	1
MBK INDUSTRIE	89	3
MOTIVE POWER	7	-
MOTO GUZZI	7	1
MOTO LAVERDA	1	-
MOTO SPA	7	-
MOTO ZETA SRL	13	-
MV AGUSTA	6	1
NACIONAL MOTOR	6	-
NANCHANG KE CHI	1	-
NEW FORCE MOTOR	4	-
NINGBO LONGJIA	1	-
PAOLETTI RACING	3	-
PEGASUS	-	1
PEUGEOT	31	-
PIAGGIO	683	9
R.G.P. SRL	2	-
REINMECH CORPOR	2	-
ROYAL ENFIELD	3	-
SAN YANG	178	-
SHANGDONG LIANG	1	-
SHANGHAI GOKA	2	-
SHANGHAI JIALIN	9	-
SHANGHAI JMSTAR	3	-
SHANGHAI SHENKE	1	-
SKY TEAM	7	-
SUZUKI	459	31
TAIWAN GOLDEN B	2	-
TAIZHOU	197	-
TM RACING S.R.L	2	-
TRIUMPH	31	-
XINGYUE GROUP C	8	-
YAMAHA	622	44
ZENGCHENG HAILI	26	-
ZHEJIANG	80	-
ZHONGSHAN GUOCH	5	-
ZONGSHEN INDUST	109	1
<b>TOTAL</b>	<b>5.215</b>	<b>239</b>

**Sales of new motorcycles : January 2008**

