



HELLENIC REPUBLIC



MINISTRY OF ECONOMY AND FINANCE



GENERAL SECRETARIAT OF
THE NATIONAL STATISTICAL
SERVICE OF GREECE

Piraeus, 4 - 1 - 2008

PRESS RELEASE

Vehicle Circulation Licences

(Provisional data)

DECEMBER 2007

The General Secretariat of National Statistical Service of Greece announces that during the period of January - December 2007, 372.892 road motor cars (both new and used abroad) were put into circulation for the first time, representing an increase of 3,8% compared to the corresponding period of 2006. An increase of 0,9% had been observed during the January - December 2006 period, compared to the one of 2005.

Furthermore, the circulation of new motorcycles (above 50cc) during 2007 amounted in 103.879 against 92.183 in 2006 representing an 12,7% increase. An increase of 2,3% had been observed during the period of January - December 2006 compared to the corresponding one of 2005.

Responsible: Konstantinos Menexes

Phone : (0030) 210 4852500

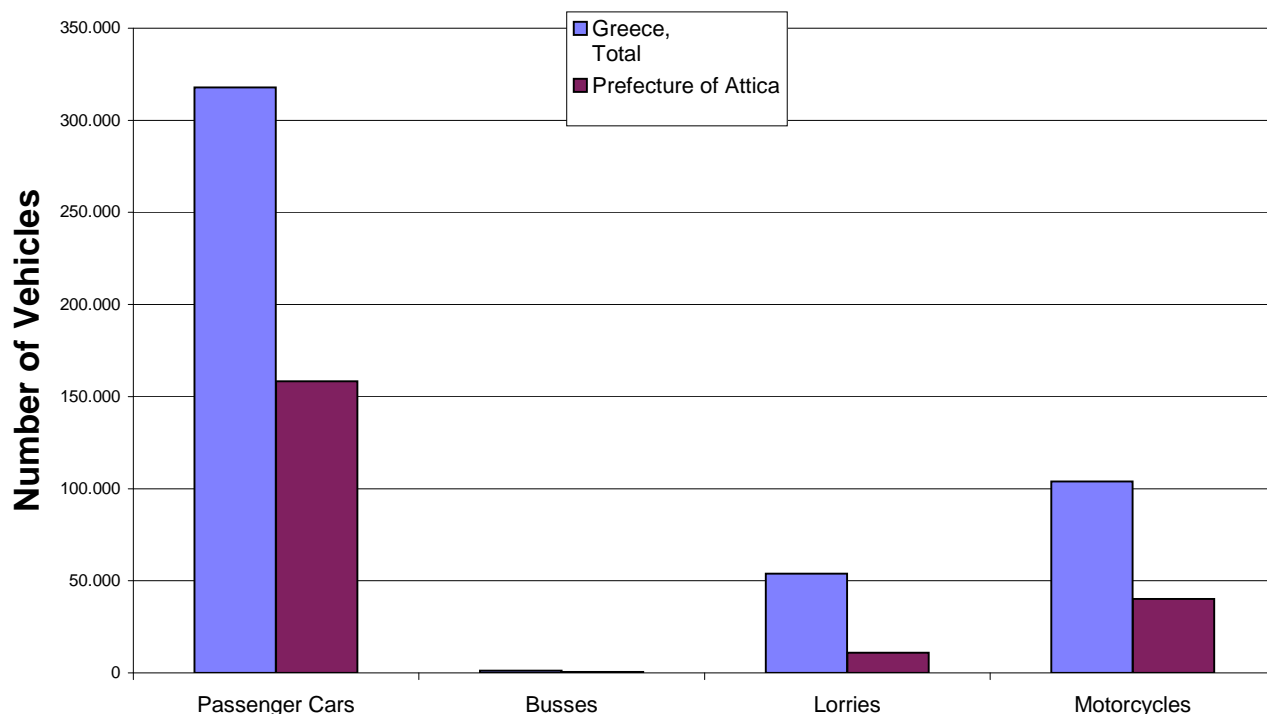
FAX : (0030) 210 4852496

e-mail : menexesk@statistics.gr

**Table 1: Road motor vehicles, both new and used, put into circulation for the first time in Greece: :
2005 - 2007**

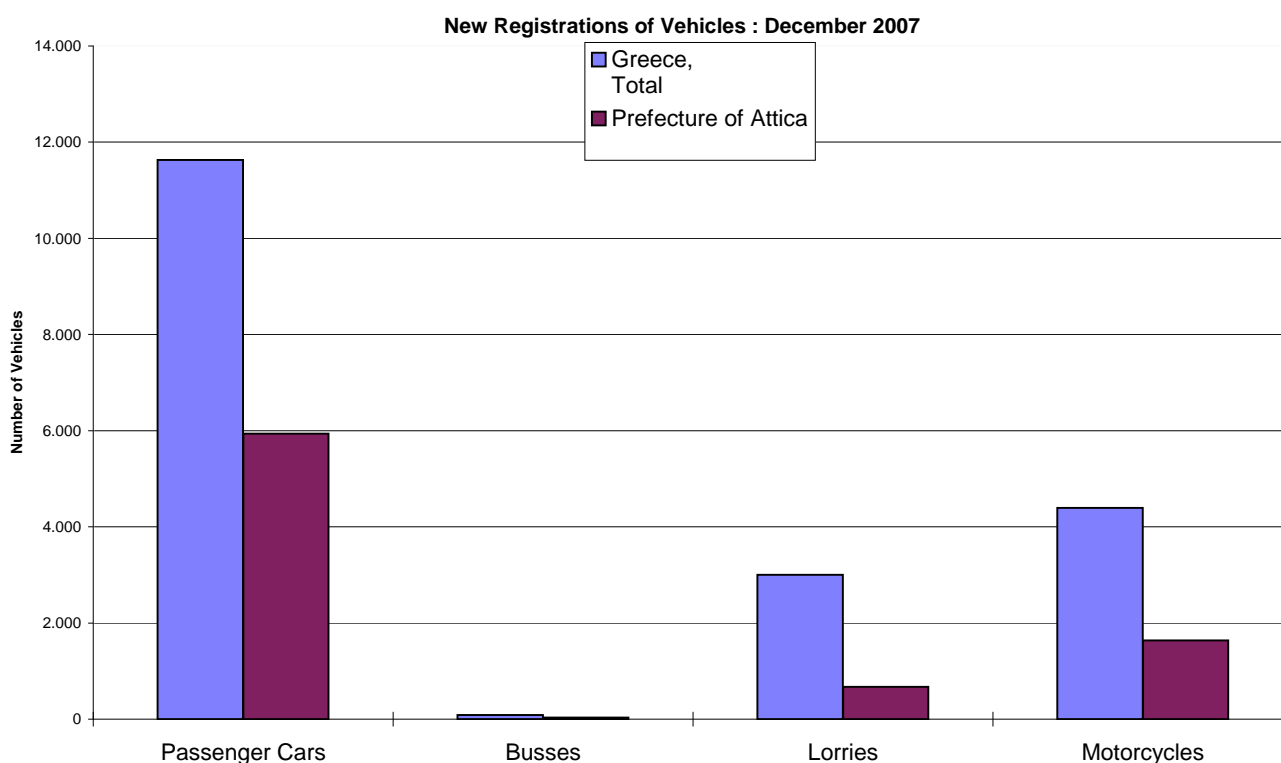
Category of Road Motor Vehicles	January - December						Change (%)			
	2007		2006		2005		2007/2006		2006/2005	
	Total	Used	Total	Used	Total	Used	Total	Used	Total	Used
Greece, total										
Road Motor Vehicles, total	476.771	69.810	451.331	69.442	445.985	66.261	5,6	0,5	1,2	4,8
1. Road motor cars	372.892	66.146	359.148	65.329	355.859	61.399	3,8	1,3	0,9	6,4
Passenger Cars	317.879	38.156	304.700	37.220	302.613	33.629	4,3	2,5	0,7	10,7
Busses	1.185	559	1.026	554	1.255	596	15,5	0,9	-18,2	-7,0
Lorries	53.828	27.431	53.422	27.555	51.991	27.174	0,8	-0,5	2,8	1,4
2. Motorcycles > 50 cc	103.879	3.664	92.183	4.113	90.126	4.862	12,7	-10,9	2,3	-15,4
Prefecture of Attica										
Road Motor Vehicles, total	209.939	19.259	200.272	20.575	198.739	20.334	4,8	-6,4	0,8	1,2
1. Road motor cars	169.753	18.265	164.013	19.317	161.268	18.690	3,5	-5,4	1,7	3,4
Passenger Cars	158.392	13.865	152.673	14.729	150.753	13.929	3,7	-5,9	1,3	5,7
Busses	476	218	419	174	538	184	13,6	25,3	-22,1	-5,4
Lorries	10.885	4.182	10.921	4.414	9.977	4.577	-0,3	-5,3	9,5	-3,6
2. Motorcycles > 50 cc	40.186	994	36.259	1.258	37.471	1.644	10,8	-21,0	-3,2	-23,5

New Registrations of Vehicles : January - December 2007



**Table 2: Road Motor vehicles, both new and used, put into circulation for the first time in Greece :
2005 - 2007**

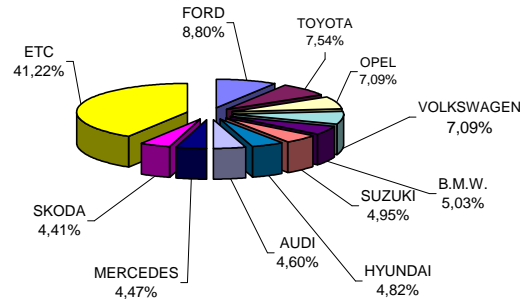
Category of Road Motor Vehicles	December						Change (%)			
	2007		2006		2005		2007/2006		2006/2005	
	Total	Used	Total	Used	Total	Used	Total	Used	Total	Used
Greece, total										
Road Motor Vehicles, total	19.106	2.588	20.068	2.917	18.649	3.050	-4,8	-11,3	7,6	-4,4
1. Road motor cars	14.712	2.519	17.361	2.844	16.412	2.953	-15,3	-11,4	5,8	-3,7
Passenger Cars	11.627	1.214	14.138	1.547	13.272	1.538	-17,8	-21,5	6,5	0,6
Busses	84	48	61	44	97	52	37,7	9,1	-37,1	-15,4
Lorries	3.001	1.257	3.162	1.253	3.043	1.363	-5,1	0,3	3,9	-8,1
2. Motorcycles > 50 cc	4.394	69	2.707	73	2.237	97	62,3	-5,5	21,0	-24,7
Prefecture of Attica										
Road Motor Vehicles, total	8.281	795	9.833	1.042	9.383	1.161	-15,8	-23,7	4,8	-10,2
1. Road motor cars	6.643	774	8.488	1.018	8.105	1.114	-21,7	-24,0	4,7	-8,6
Passenger Cars	5.936	525	7.482	725	7.341	794	-20,7	-27,6	1,9	-8,7
Busses	35	23	17	15	24	13	105,9	53,3	-29,2	15,4
Lorries	672	226	989	278	740	307	-32,1	-18,7	33,6	-9,4
2. Motorcycles > 50 cc	1.638	21	1.345	24	1.278	47	21,8	-12,5	5,2	-48,9



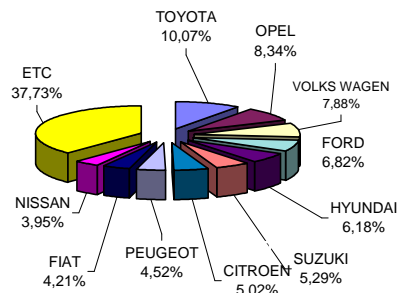
**Table 3. Sales of new and used passenger cars per make:
December and January - December 2007**

Makes	Passenger cars			
	December		Jan - Dec.	
	New	Used	New	Used
ADRIA	1	-	19	-
ALFA ROMEO	83	5	1.966	100
ASIA	-	-	-	5
ASTON MARTIN	-	-	2	15
AUDI	479	88	6.173	2.801
AUTOCARABANS - RIMOR SPA	-	-	6	2
B.M.W.	524	172	9.845	6.551
BENTLEY	-	1	21	10
CADILLAC	-	1	31	3
CHEVROLET	215	-	7.008	20
CHEVROLET (GENERAL MOTOR)	2	-	27	1
CHRYSLER	113	11	2.547	416
CITROEN	333	5	14.029	124
DAEWOO	-	-	1	29
DAIHATSU	303	12	5.992	329
DODGE	33	-	575	2
FERRARI	-	2	21	37
FIAT	438	12	11.777	542
FORD	916	13	19.068	504
GENERAL MOTORS	-	3	45	51
GREAT WALL MOTO	-	-	1	-
HOBBY WOHNWAGEN	-	-	2	-
HONDA	243	59	6.402	1.837
HUMMER	3	-	37	-
HYMER AG	-	-	10	2
HYUNDAI	502	2	17.282	133
I.V.R.S.R.L	-	-	3	-
ISUZU	-	-	-	7
JAGUAR	5	6	246	194
JIANGLING LANDW	-	-	29	4
KIA	307	1	8.338	48
LADA	21	-	709	4
LAIKA	-	-	2	-
LAMBORGHINI	-	1	7	8
LANCIA	64	1	1.163	64
LAND ROVER	25	10	566	259
LOTUS	1	1	9	8
MASERATI	4	-	18	16
MAZDA	257	13	5.665	446
MC LOUIS SPA	-	-	1	-
MERCEDES	465	337	8859	10.817
MG	-	-	-	5
MITSUBISHI	148	5	4.872	283
MORGAN	-	-	3	-
NISSAN	392	15	11.045	482
OPEL	738	37	23.322	1.193
PEUGEOT	289	4	12.642	236
PORSCHE	32	22	559	591
RENAULT	143	2	4.615	287
ROLCS ROYCE	-	-	-	3
SAAB	43	-	1.087	91
SEA S.P.A	-	-	6	-
SEAT	322	1	9.102	95
SHIJIAZHANG SH	-	-	2	-
SKODA	459	2	10.424	65
SMART	228	235	3.431	4.821
SSANGYONG	18	-	275	2
SUBARU	66	3	1.815	141
SUZUKI	515	20	14.788	740
TOYOTA	785	61	28.180	1.317
TRIGANO	1	-	34	1
TRIUMPH	-	-	-	4
VOLKS WAGEN	738	49	22.052	2.307
VOLVO	159	2	2.967	79
WILLYS	-	-	-	4
ETC	-	-	-	20
TOTAL	10.413	1.214	279.723	38.156

**Sales of new passenger cars :
December 2007**



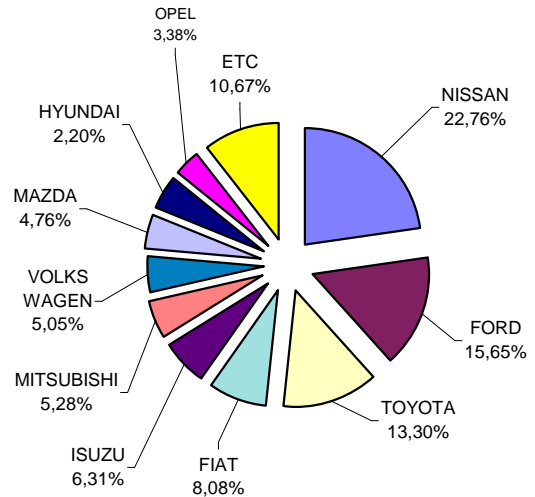
**Sales of new passenger cars :
January - December 2007**



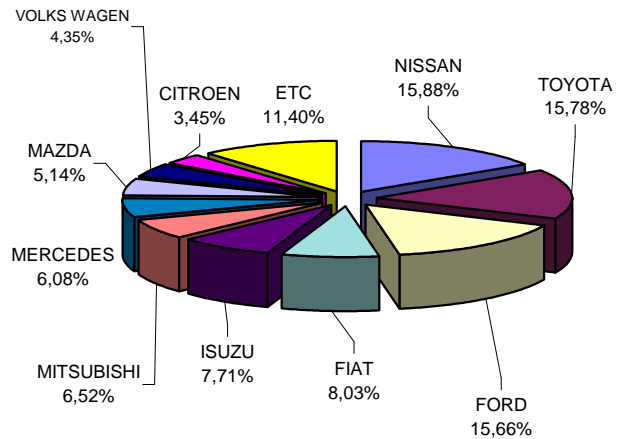
**Table 4. Sales of new and used lorries per make:
December and January - December 2007**

Makes	Lorries			
	December		Jan - Dec.	
	New	Used	New	Used
ASTRA	-	-	18	4
CHEVROLET	-	2	5	13
CHRYSLER	-	1	-	13
CITROEN	40	7	911	127
DAF	13	11	151	289
DAIHATSU	-	1	2	83
DODGE	-	2	2	14
FIAT	141	16	2.120	380
FIAT-IVECO	-	8	9	141
FORD	273	114	4.134	2.072
GENERAL MOTORS	-	-	2	23
HYUNDAI	1	6	173	117
ISUZU	110	19	2.036	358
IVECO MAGIRUS	-	3	39	36
IVECO SPA	10	1	259	20
KIA	-	-	-	18
MAGIRUS	-	-	-	11
MAN	9	48	277	1.368
MAZDA	83	22	1.357	524
MERCEDES	83	381	1.604	9.080
MITSUBISHI	92	139	1.720	2.879
NISSAN	397	114	4.191	2.261
OAF	-	1	1	13
OPEL	59	43	756	845
PEUGEOT	23	7	200	135
PFAU	-	-	-	3
PIAGGIO	13	-	207	44
RENAULT	25	19	449	393
ROVER	-	-	-	4
SCANIA	7	24	156	472
SEAT	-	4	28	77
SEDDON	-	-	-	6
SKODA	-	16	3	271
SOVAB	3	1	16	4
SSANGYONG	12	-	22	-
STEYER	-	-	1	11
SUBARU	-	-	-	4
SUZUKI	3	4	21	95
TATA	13	-	19	-
TOYOTA	232	90	4.166	1.537
VOLKS WAGEN	88	102	1.149	2.756
VOLVO	14	51	188	904
ZASTAVA	-	-	2	-
ETC	-	-	3	26
TOTAL	1.744	1.257	26.397	27.431

Sales of new lorries : December 2007



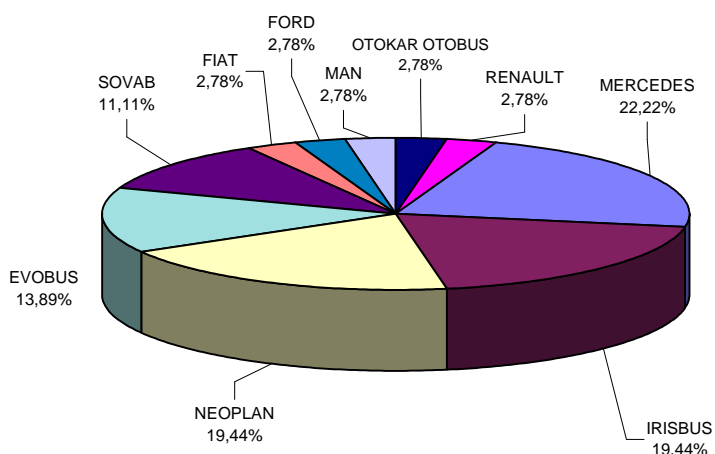
Sales of new lorries: January - December 2007



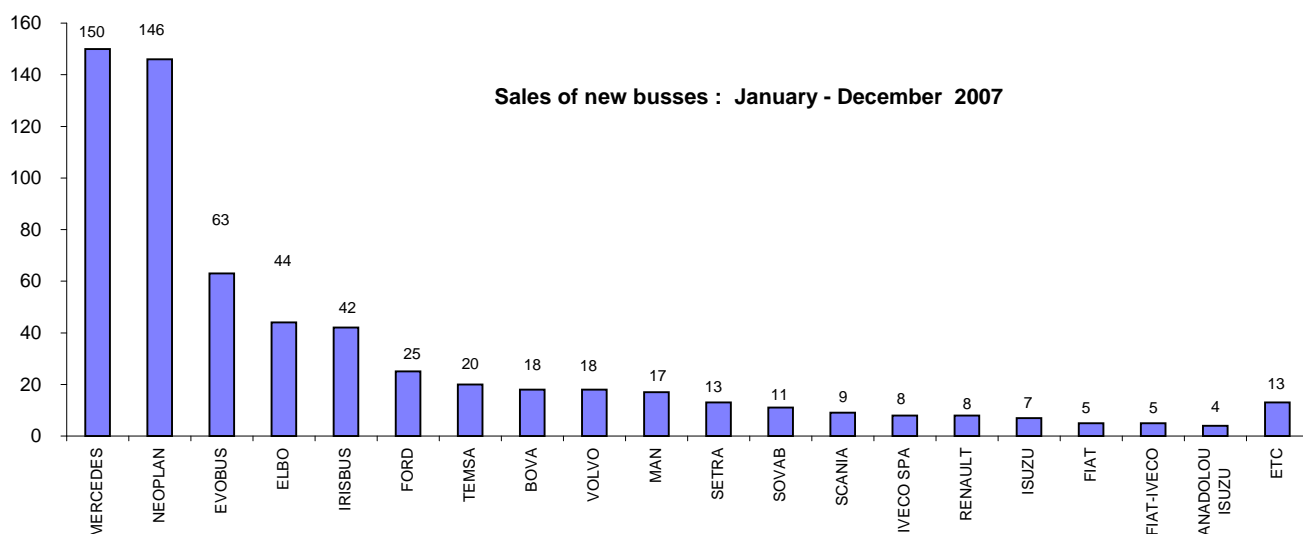
**Table 5. Sales of new and used busses per make:
December and January - December 2007**

Makes	Busses			
	December		Jan - Dec.	
	new	used	new	used
ANADOLU ISUZU	-	-	4	-
BOVA	-	1	18	15
BUSSING	-	-	-	1
CHRYSLER	-	-	-	1
DAF	-	-	-	2
DOTTO SRL	-	-	2	-
EOS-COACH	-	-	-	2
EOBUS	5	4	63	36
FIAT	1	-	5	3
FIAT-IVECO	-	1	5	6
FORD	1	2	25	18
G.AUWARTER	-	-	-	4
G.B.M. SPA	-	-	-	2
GULERYUZ KAROSE	-	-	3	-
IRISBUS	7	-	42	-
ISUZU	-	-	7	-
IVECO SPA	-	-	8	-
KASSBOHRER	-	1	-	34
MAN	1	-	17	33
MERCEDES	8	31	150	318
MITSUBISHI	-	-	-	1
NEOPLAN	7	1	146	13
OPEL	-	-	-	1
OTOKAR OTOBUS	1	-	3	-
OTOKAR SANAYI	-	-	3	-
PEUGEOT	-	-	-	1
RENAULT	1	-	8	2
SALVADOR CAETAN	-	-	1	2
SCANIA	-	-	9	7
SETRA	-	2	13	15
SOVAB	4	-	11	-
STS	-	-	-	1
TEMSA	-	-	20	1
TROEGMOLLER	-	3	1	23
VAN HOOL	-	-	-	1
VOLKS WAGEN	-	-	-	5
VOLVO	-	2	18	11
ELBO	-	-	44	-
TOTAL	36	48	626	559

Sales of new busses: December 2007



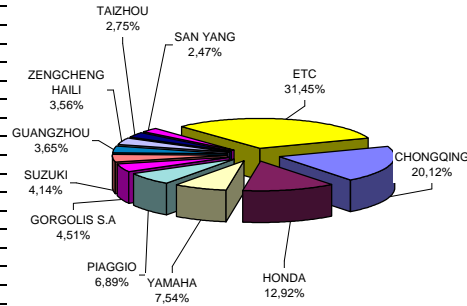
Sales of new busses : January - December 2007



**Table 6. Sales of new and used motorcycles per make:
December and January - December 2007**

Makes	Motorcycles			
	December		Jan - Dec.	
	new	used	new	used
ACE TRADE	-	-	15	-
AEON MOTOR	7	-	305	1
AIE MOTOR	-	-	46	-
AIXAM	1	-	5	-
AMSTRONG	1	-	68	-
APRILIA	52	2	522	59
B.M.W.	78	9	1,529	591
BELGARDA SPA	-	-	-	14
BENZHOUE VEHICLE	27	-	171	1
BETA MOTOR SPA	-	-	6	1
BOMBARDIER INC.	-	-	22	-
BUELL MOTORCYCL	21	-	37	-
CHANGZHOU	74	-	1,742	1
CHINA JIALING	48	-	491	1
CHONGQING	870	-	8,633	16
CHUNFENG	18	-	347	-
CIXI KINGRING	1	-	52	-
CPI MOTOR CO	1	-	42	-
D.K.W.	-	-	-	3
DAELIM	57	1	460	7
DALL'ARA SRL	1	-	50	-
DAZON	-	-	12	-
DINLI METAL	3	-	69	1
DRESEL MCT	-	-	7	-
DUCATI	21	-	404	25
EGIMOTORS	2	-	51	1
FUXIN MOTOR IND	1	-	31	-
GAS GAS	1	-	21	-
GEELY	14	-	65	-
GORGOLIS S.A	195	-	8,854	7
GUANGZHOU	158	1	1,254	1
HARLEY DAVIDSON	7	-	190	46
HERCHEE INDUSTR	-	-	28	-
HONDA	559	14	16,114	858
HYOSUNG MOTORS	3	-	118	3
JIANGMEN	100	-	2,829	5
JIANGSU	87	1	1,571	4
JIANSHE	2	-	7	-
JINAN QINGQI	16	-	149	1
JINCHENG	-	-	38	-
JONWAY	8	-	74	-
JONWAY	-	-	7	-
JORDAN MOTORS	-	-	9	-
K.L. S.P.A	14	-	663	1
K.L. S.R.L.	2	-	20	-
K.T.M	31	1	927	60
KAWASAKI	52	6	2,820	340
KEEWAY	89	-	1,111	2
KINETIC MOTOR	3	-	6	-
KWANG YANG	73	1	2,104	20
KYMCO	-	-	-	4
LIFENG GROUP CO	-	-	27	-
LONGIN GROUP	32	-	423	4
LUOYANG NORTHEM	3	-	87	-
MALAGUTI SPA	17	-	273	10
MBK INDUSTRIE	46	3	2,049	48
MODENAS	-	-	-	3
MOTIVE POWER	3	-	241	-
MOTO GUZZI	3	-	76	2
MOTO LAVERDA	-	-	3	-
MOTO MORINI	-	-	3	-
MOTO SPA	5	-	138	-
MOTO ZETA SRL	9	-	69	-
MV AGUSTA	4	-	167	4
N.M. NEW COMPON	1	-	1	-
NACIONAL MOTOR	14	1	322	1
NANCHANG KE CHI	1	-	43	-
NANJING JINCHEN	-	-	14	-
NEW FORCE MOTOR	1	-	5	-
NINGBO LONGJIA	1	-	46	-
PAOLETTI RACING	1	-	37	-
PEUGEOT	22	1	731	12
PIAGGIO	298	5	12,329	156
POLARIS	1	-	26	-
QINGQI GROUP NI	1	-	28	-
R.G.P. SRL	-	-	62	-
REINMECH CORPOR	-	-	4	-
RIEJU	-	-	8	-
ROYAL ENFIELD	1	-	16	-
SAN YANG	107	-	3,482	7
SANLI ENGINE CO	3	-	3	-
SHANGAI HONLIN	-	-	7	-
SHANGDONG LIANG	1	-	6	-
SHANGHAI JIALIN	9	-	170	-
SHANGHAI JMSTAR	14	-	163	-
SHANGHAI SHENKE	3	-	7	-
SHANGHAI YIDE V	1	-	3	-
SKY TEAM	7	-	95	-
STANDARD MOTOR	-	-	14	2
SUZUKI	179	8	6,169	546
TAIWAN GOLDEN B	3	-	81	2
TAIWAN JET POWE	-	-	6	-
TAIZHOUE	119	-	1,601	3
TM RACING S.R.L	4	-	11	-
TRIUMPH	33	-	450	6
UNIVERSAL	-	-	20	-
XINGYUE GROUP C	8	-	274	2
YAMAHA	326	15	10,248	746
ZENGCHENG HAILI	154	-	1,381	1
ZHEJIANG	65	-	1,599	2
ZHONGSHAN GUOCH	28	-	438	1
ZONGSHEN INDUST	99	-	2,637	1
ETC	-	-	26	31
TOTAL	4.325	69	100.215	3.664

Sales of new motorcycles : December 2007



Sales of new motorcycles : January - December 2007

