

**General Secretariat of
National Statistical
Service of Greece**

Piraeus, 5 - 12 - 2007

PRESS RELEASE

Vehicle Circulation Licences

(Provisional data)

NOVEMBER 2007

The General Secretariat of National Statistical Service of Greece announces that during the period of January - November 2007, 358.180 road motor cars (both new and used abroad) were put into circulation for the first time, representing an increase of 4,8% compared to the corresponding period of 2006. An increase of 0,7% had been observed during the January - November 2006 period, compared to the one of 2005.

Furthermore, the circulation of new motorcycles (above 50cc) during 2007 amounted in 99.485 against 89.476 in 2006 representing an 11,2% increase. An increase of 1,8% had been observed during the period of January - November 2006 compared to the corresponding one of 2005.

Responsible: Konstantinos Menexes

Phone : (0030) 210 4852500

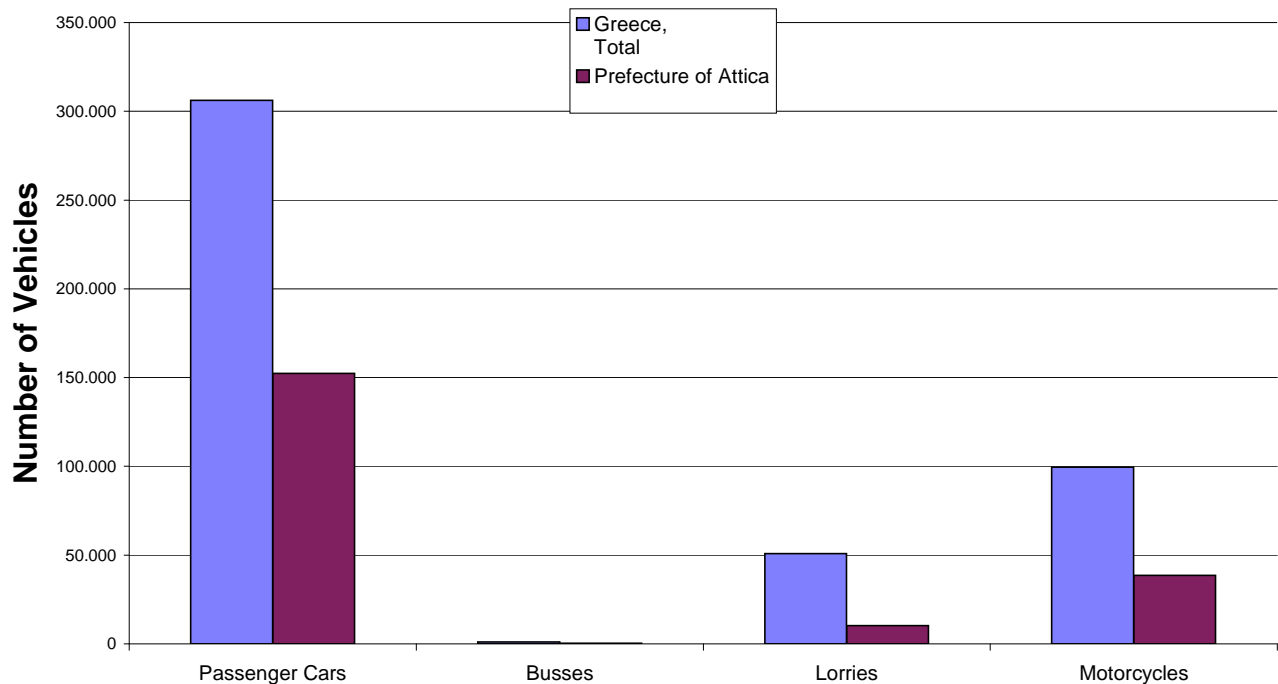
FAX : (0030) 210 4852496

e-mail : menexesk@statistics.gr

**Table 1: Road motor vehicles, both new and used, put into circulation for the first time in Greece :
2005 - 2007**

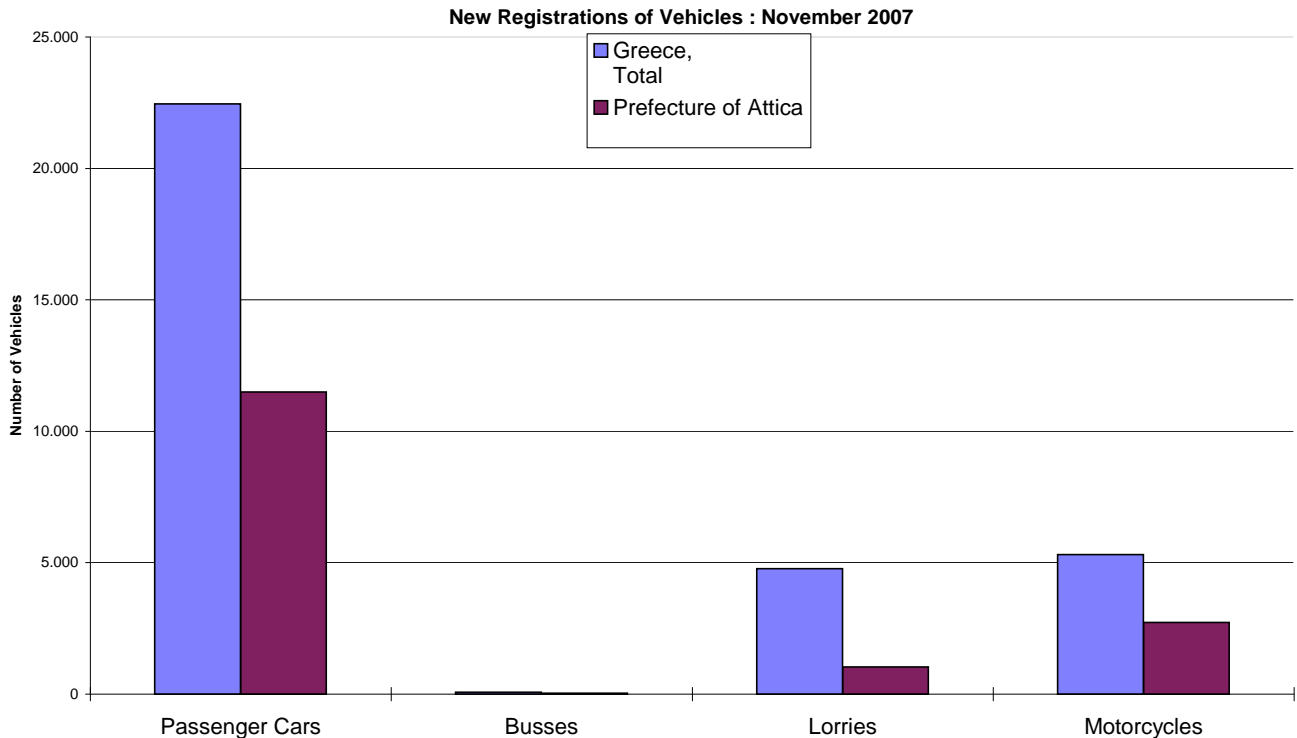
Category of Road Motor Vehicles	January - November						Change (%)			
	2007		2006		2005		2007/2006		2006/2005	
	Total	Used	Total	Used	Total	Used	Total	Used	Total	Used
Greece, total										
Road Motor Vehicles, total	457.665	67.222	431.263	66.525	427.336	63.211	6,1	1,0	0,9	5,2
1. Road motor cars	358.180	63.627	341.787	62.485	339.447	58.446	4,8	1,8	0,7	6,9
Passenger Cars	306.252	36.942	290.562	35.673	289.341	32.091	5,4	3,6	0,4	11,2
Busses	1.101	511	965	510	1.158	544	14,1	0,2	-16,7	-6,3
Lorries	50.827	26.174	50.260	26.302	48.948	25.811	1,1	-0,5	2,7	1,9
2. Motorcycles > 50 cc	99.485	3.595	89.476	4.040	87.889	4.765	11,2	-11,0	1,8	-15,2
Prefecture of Attica										
Road Motor Vehicles, total	201.658	18.464	190.439	19.533	189.356	19.173	5,9	-5,5	0,6	1,9
1. Road motor cars	163.110	17.491	155.525	18.299	153.163	17.576	4,9	-4,4	1,5	4,1
Passenger Cars	152.456	13.340	145.191	14.004	143.412	13.135	5,0	-4,7	1,2	6,6
Busses	441	195	402	159	514	171	9,7	22,6	-21,8	-7,0
Lorries	10.213	3.956	9.932	4.136	9.237	4.270	2,8	-4,4	7,5	-3,1
2. Motorcycles > 50 cc	38.548	973	34.914	1.234	36.193	1.597	10,4	-21,2	-3,5	-22,7

New Registrations of Vehicles : January - November 2007



**Table 2: Road Motor vehicles, both new and used, put into circulation for the first time in Greece :
2005 - 2007**

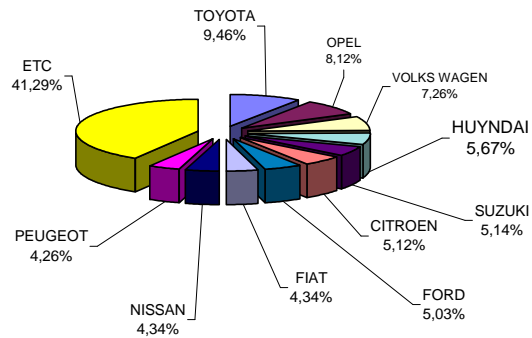
Category of Road Motor Vehicles	November						Change (%)			
	2007		2006		2005		2007/2006		2006/2005	
	Total	Used	Total	Used	Total	Used	Total	Used	Total	Used
Greece, total										
Road Motor Vehicles, total	32.603	4.843	30.559	5.045	31.474	5.231	6,7	-4,0	-2,9	-3,6
1. Road motor cars	27.294	4.694	25.704	4.888	26.347	5.026	6,2	-4,0	-2,4	-2,7
Passenger Cars	22.454	2.479	21.165	2.655	21.819	2.695	6,1	-6,6	-3,0	-1,5
Busses	68	35	49	27	54	27	38,8	29,6	-9,3	0,0
Lorries	4.772	2.180	4.490	2.206	4.474	2.304	6,3	-1,2	0,4	-4,3
2. Motorcycles > 50 cc	5.309	149	4.855	157	5.127	205	9,4	-5,1	-5,3	-23,4
Prefecture of Attica										
Road Motor Vehicles, total	15.282	1.475	14.381	1.675	14.571	1.769	6,3	-11,9	-1,3	-5,3
1. Road motor cars	12.560	1.406	11.904	1.596	12.014	1.681	5,5	-11,9	-0,9	-5,1
Passenger Cars	11.490	1.005	10.917	1.190	11.059	1.246	5,2	-15,5	-1,3	-4,5
Busses	31	17	27	9	27	5	14,8	88,9	0,0	80,0
Lorries	1.039	384	960	397	928	430	8,2	-3,3	3,4	-7,7
2. Motorcycles > 50 cc	2.722	69	2.477	79	2.557	88	9,9	-12,7	-3,1	-10,2



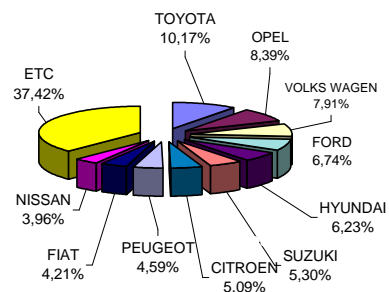
**Table 3. Sales of new and used passenger cars per make:
November and January - November 2007**

Makes	Passenger cars			
	November		Jan - Nov.	
	New	Used	New	Used
ADRIA	1	-	18	-
ALFA ROMEO	143	7	1.883	95
ASIA	-	-	-	5
ASTON MARTIN	-	2	2	15
AUDI	498	170	5.694	2.713
AUTOCARABANS - RIMOR SPA	-	-	6	2
B.M.W.	832	362	9.321	6.379
BENTLEY	1	2	21	9
CADILLAC	2	-	31	2
CHEVROLET	278	-	6.793	20
CHEVROLET (GENERAL MOTOR)	2	-	25	1
CHRYSLER	175	22	2.434	405
CITROEN	1.022	6	13.696	119
DAEWOO	-	1	1	29
DAIHATSU	730	36	5.742	317
DODGE	77	-	542	2
FERRARI	3	4	21	35
FIAT	866	41	11.339	530
FORD	1.005	28	18.152	491
GENERAL MOTORS	-	4	45	48
GREAT WALL MOTO	-	-	1	-
HOBBY WOHNWAGEN	-	-	2	-
HONDA	452	118	6.159	1.778
HUMMER	4	-	34	-
HYMER AG	-	-	10	2
HYUNDAI	1.132	7	16.780	131
I.V.R.S.R.L	-	-	3	-
ISUZU	-	-	-	7
JAGUAR	19	13	241	188
JIANGLING LANDW	1	-	29	4
KIA	550	2	8.031	47
LADA	49	-	688	4
LAIKA	-	-	2	-
LAMBORGHINI	1	1	7	7
LANCIA	96	2	1.099	63
LAND ROVER	48	9	541	241
LOTUS	-	1	8	7
MASERATI	4	2	14	16
MAZDA	703	39	5.408	433
MC LOUIS SPA	-	-	1	-
MERCEDES	725	721	8394	10.480
MG	-	-	-	5
MINI	329	22	4.724	278
MORGAN	-	-	3	-
NISSAN	866	31	10.653	467
OPEL	1.621	74	22.584	1.156
PEUGEOT	850	26	12.353	232
PIAGGIO	-	1	-	2
PORSCHE	32	48	527	569
RENAULT	278	18	4.472	285
ROLCS ROYCE	-	-	-	3
ROVER	-	8	-	8
SAAB	65	4	1.044	91
SEA S.P.A	-	-	6	-
SEAT	631	6	8.780	94
SHIJIAZHANG SH	1	-	2	-
SKODA	765	4	9.965	63
SMART	432	368	3.203	4586
SSANGYONG	16	-	257	2
SUBARU	103	8	1.696	138
SUZUKI	1026	54	14273	720
TOYOTA	1.890	86	27.395	1.256
TRIGANO	3	-	33	1
TRIUMPH	-	-	-	4
VOLKS WAGEN	1.450	116	21.314	2.258
VOLVO	198	5	2.808	77
WILLYS	-	-	-	4
ETC	-	-	-	18
TOTAL	19.975	2.479	269.310	36.942

**Sales of new passenger cars :
November 2007**



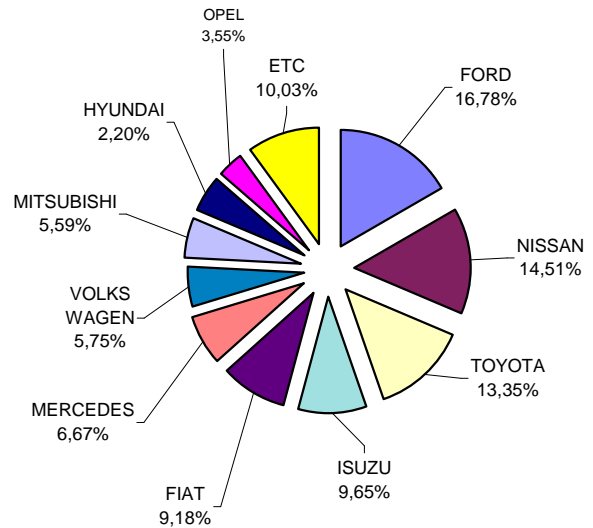
**Sales of new passenger cars :
January - November 2007**



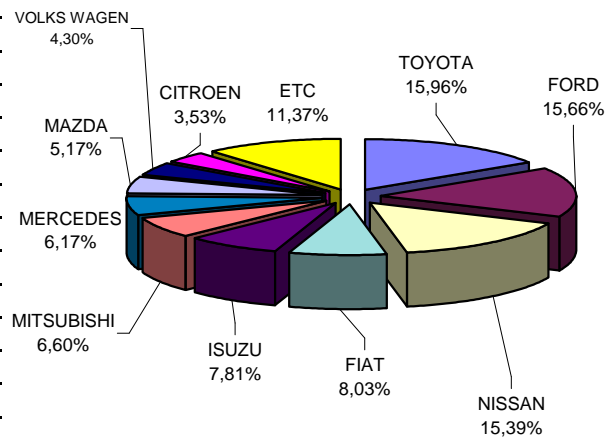
**Table 4. Sales of new and used lorries per make:
November and January - November 2007**

Makes	Lorries			
	November		Jan - Nov.	
	New	Used	New	Used
ASTRA	1	-	18	4
CHEVROLET	-	-	5	11
CHRYSLER	-	1	-	12
CITROEN	69	17	871	120
DAF	7	28	138	278
DAIHATSU	-	4	2	82
DODGE	-	-	2	12
FIAT	238	31	1.979	364
FIAT-IVECO	-	12	9	133
FORD	435	168	3.861	1.958
GENERAL MOTORS	-	3	2	23
HYUNDAI	3	10	172	111
ISUZU	250	35	1.926	339
IVECO MAGIRUS	6	2	39	33
IVECO SPA	26	-	249	19
KIA	-	1	-	18
MAGIRUS	-	-	-	11
MAN	18	113	268	1.320
MAZDA	128	37	1.274	502
MERCEDES	173	678	1.521	8.699
MITSUBISHI	145	223	1.628	2.740
NISSAN	376	183	3.794	2.147
OAF	-	1	1	12
OPEL	92	77	697	802
PEUGEOT	23	13	177	128
PFAU	-	-	-	3
PIAGGIO	24	5	194	44
RENAULT	44	32	424	374
ROVER	-	-	-	4
SCANIA	12	33	149	448
SEAT	4	4	28	73
SEDDON	-	-	-	6
SKODA	2	14	3	255
SOVAB	-	1	13	3
SSANGYONG	5	-	10	-
STEYER	-	1	1	12
SUBARU	-	-	-	4
SUZUKI	2	11	18	91
TATA	1	-	6	-
TOYOTA	346	154	3.934	1.447
VOLKS WAGEN	149	220	1.061	2.654
VOLVO	13	64	174	853
ZASTAVA	-	-	2	-
ETC	-	4	3	25
TOTAL	2.592	2.180	24.653	26.174

Sales of new lorries : November 2007



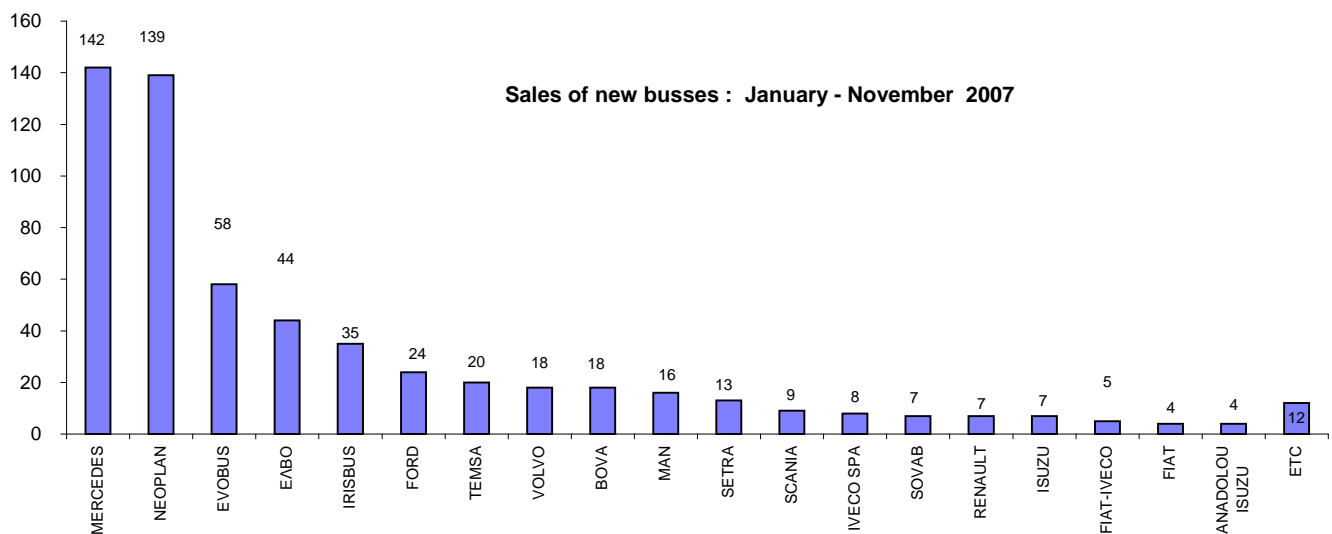
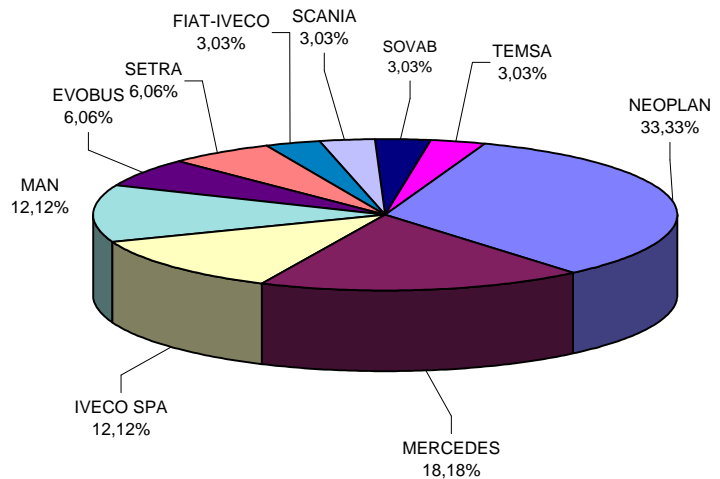
Sales of new lorries: January - November 2007



**Table 5. Sales of new and used busses per make:
November and January - November 2007**

Makes	Busses			
	November		Jan - Nov.	
	new	used	new	used
ANADOLOU ISUZU	-	-	4	-
BOVA	-	2	18	14
BUSSING	-	-	-	1
CHRYSLER	-	-	-	1
DAF	-	-	-	2
DOTTO SRL	-	-	2	-
EOS-COACH	-	-	-	2
EVOBUS	2	3	58	32
FIAT	-	-	4	3
FIAT-IVECO	1	2	5	5
FORD	-	1	24	16
G.AUWARTER	-	-	-	4
G.B.M. SPA	-	-	-	2
GULERYUZ KAROSE	-	-	3	-
IRISBUS	-	-	35	-
ISUZU	-	-	7	-
IVECO SPA	4	-	8	-
KASSBOHRER	-	-	-	33
MAN	4	1	16	33
MERCEDES	6	22	142	287
MITSUBISHI	-	-	-	1
NEOPLAN	11	-	139	12
OPEL	-	-	-	1
OTOKAR OTOBUS	-	-	2	-
OTOKAR SANAYI	-	-	3	-
PEUGEOT	-	1	-	1
RENAULT	-	1	7	2
SALVADOR CAETAN	-	-	1	2
SCANIA	1	-	9	7
SETRA	2	-	13	13
SOVAB	1	-	7	-
STS	-	-	-	1
TEMSA	1	-	20	1
TROEGMOLLER	-	-	1	20
VAN HOOL	-	1	-	1
VOLKS WAGEN	-	1	-	5
VOLVO	-	-	18	9
ELBO	-	-	44	-
TOTAL	33	35	590	511

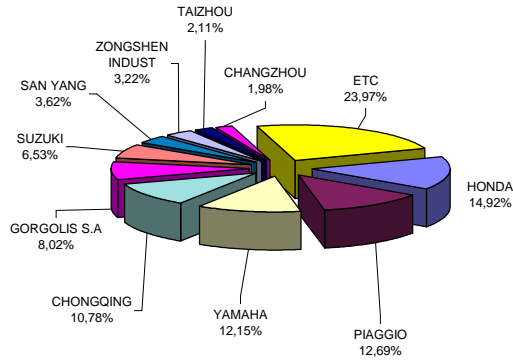
Sales of new busses: November 2007



**Table 6. Sales of new and used motorcycles per make:
November and January - November 2007**

Makes	Motorcycles			
	November		Jan - Nov.	
	new	used	new	used
ACE TRADE	1	-	15	-
AEON MOTOR	10	-	298	1
AIE MOTOR	1	-	46	-
AIXAM	-	-	4	-
AMSTRONG	2	-	67	-
APRILIA	15	4	470	57
B.M.W.	71	24	1.451	582
BELGARDA SPA	-	1	-	14
BENZHO VEHICLE	7	-	144	1
BETA MOTOR SPA	-	-	6	1
BOMBARDIER INC.	-	-	22	-
BUELL MOTORCYCL	2	-	16	-
CHANGZHOU	102	-	1.668	1
CHINA JIALING	27	-	443	1
CHONGQING	556	1	7.763	16
CHUNFENG	24	-	329	-
CIXI KINGRING	-	-	51	-
CPI MOTOR CO	2	-	41	-
D.K.W.	-	-	-	3
DAELIM	29	-	403	6
DALL'ARA SRL	3	-	49	-
DAZON	-	-	12	-
DINLI METAL	4	-	66	1
DRESEL MCT	1	-	7	-
DUCATI	19	3	383	25
EGIMOTORS	2	-	49	1
FUXIN MOTOR IND	1	-	30	-
GAS GAS	5	-	20	-
GEELY	4	-	51	-
GORGOLIS S.A	414	-	8.659	7
GUANGZHOU	64	-	1.096	-
HARLEY DAVIDSON	14	2	183	46
HERCHEE INDUSTR	-	-	28	-
HONDA	770	39	15.555	844
HYOSUNG MOTORS	13	1	115	3
JIANGMEN	81	-	2.729	5
JIANGSU	50	-	1.484	3
JIANSHE	-	-	5	-
JINAN QINGQI	16	-	133	1
JINCHENG	3	-	38	-
JONWAY	4	-	73	-
JORDAN MOTORS	-	-	9	-
K.L. S.P.A	44	-	649	1
K.L. S.R.L.	1	-	18	-
K.T.M	49	-	896	59
KAWASAKI	90	7	2.768	334
KEEWAY	52	1	1.022	2
KINETIC MOTOR	-	-	3	-
KWANG YANG	69	-	2.031	19
KYMCO	-	-	-	4
LIFENG GROUP CO	1	-	27	-
LONGCIN GROUP	24	-	391	4
LUOYANG NORTHEM	4	-	84	-
MALAGUTI SPA	12	-	256	10
MBK INDUSTRIE	71	1	2.003	45
MODENAS	-	-	-	3
MOTIVE POWER	9	-	238	-
MOTO GUZZI	8	-	73	2
MOTO LAVERDA	-	-	3	-
MOTO MORINI	-	-	3	-
MOTO SPA	8	-	133	-
MOTO ZETA SRL	2	-	60	-
MV AGUSTA	15	-	163	4
NACIONAL MOTOR	49	-	308	-
NANCHANG KE CHI	-	-	42	-
NANJING JINCHEN	2	-	14	-
NEW FORCE MOTOR	-	-	4	-
NINGBO LONGJIA	1	-	45	-
PAOLETTI RACING	4	-	36	-
PEUGEOT	42	-	709	11
PIAGGIO	655	9	12.031	151
POLARIS	-	-	25	-
QINGQI GROUP NI	1	-	27	-
R.G.P. SRL	4	-	62	-
REINMECH CORPOR	-	-	4	-
RIEJU	1	-	8	-
ROYAL ENFIELD	1	-	15	-
SAN YANG	187	-	3.375	7
SHANGAI HONLIN	2	-	7	-
SHANGDONG LIANG	1	-	5	-
SHANGHAI JIALIN	6	-	161	-
SHANGHAI JMSTAR	-	-	149	-
SHANGHAI SHENKE	-	-	4	-
SKY TEAM	7	-	88	-
STANDARD MOTOR	-	-	14	2
SUZUKI	337	22	5.990	538
TAIWAN GOLDEN B	2	-	78	2
TAIWAN JET POWE	1	-	6	-
TAIZHO	109	1	1.482	3
TM RACING S.R.L	1	-	7	-
TRIUMPH	24	1	417	6
UNIVERSAL	-	-	20	-
XINGYUE GROUP C	1	-	266	2
YAMAHA	627	32	9.922	731
ZENGCHENG HAILI	53	-	1.227	1
ZHEJIANG	90	-	1.534	2
ZHONGSHAN GUOCH	10	-	410	1
ZONGSHEN INDUST	166	-	2.538	1
ETC	-	-	28	31
TOTAL	5.160	149	95.890	3.595

Sales of new motorcycles : November 2007



Sales of new motorcycles : January - November 2007

