



ΕΛΛΗΝΙΚΗ ΔΗΜΟΚΡΑΤΙΑ

ΥΠΟΥΡΓΕΙΟ ΟΙΚΟΝΟΜΙΑΣ & ΟΙΚΟΝΟΜΙΚΩΝ

MINISTRY OF ECONOMY AND FINANCE



**General Secretariat of
National Statistical
Service of Greece**

Piraeus, 4 - 10 - 2007

PRESS RELEASE

Vehicle Circulation Licences

(Provisional data)

SEPTEMBER 2007

The General Secretariat of National Statistical Service of Greece announces that during the period of January - September 2007, 301.874 road motor cars (both new and used abroad) were put into circulation for the first time, representing an increase of 4,4% compared to the corresponding period of 2006, while a 0,4% increase had been observed during the January - September 2006 period, compared to the one of 2005.

Respectively, the circulation of new motorcycles (above 50cc) amounted in 85.828 against 78.096 in 2006 representing an 9,9% increase, while a 5,0% increase had been observed during the period of January - September 2006 compared to the corresponding one of 2005.

Responsible: Konstantinos Menexes

Phone : (0030) 210 4852500

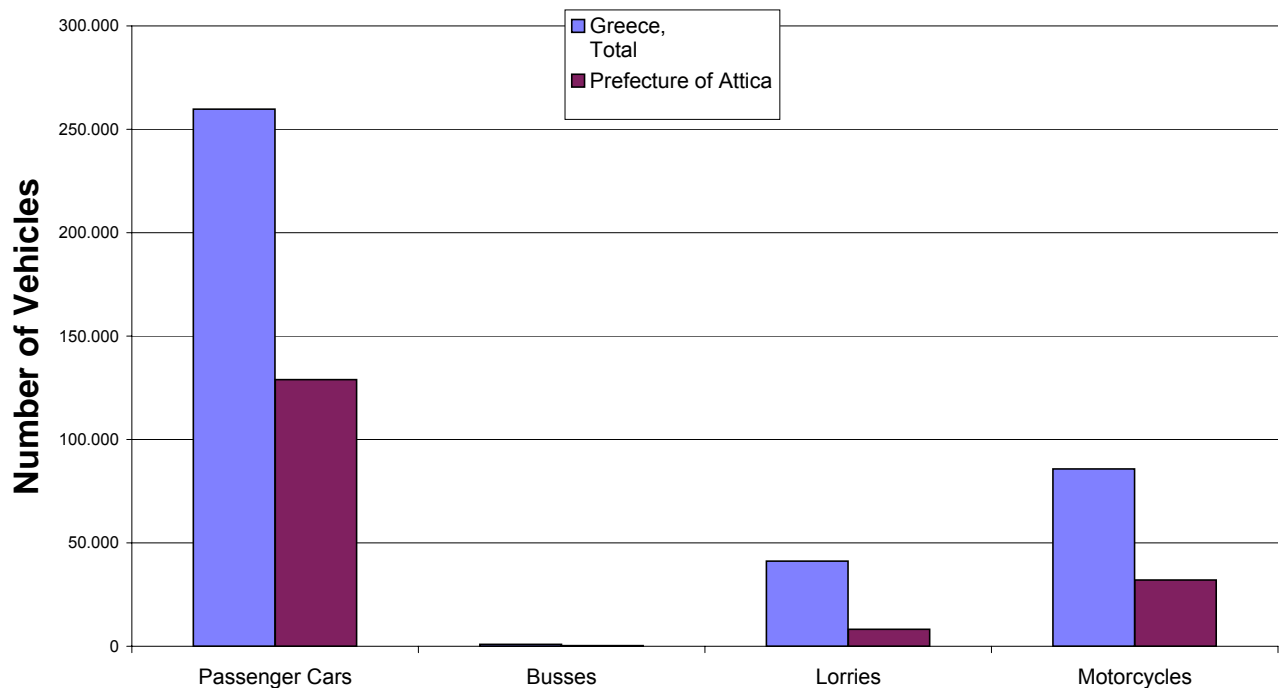
FAX : (0030) 210 4852496

e-mail : menexesk@statistics.gr

**Table 1: Road motor vehicles, both new and used, put into circulation for the first time in Greece: :
2005 - 2007**

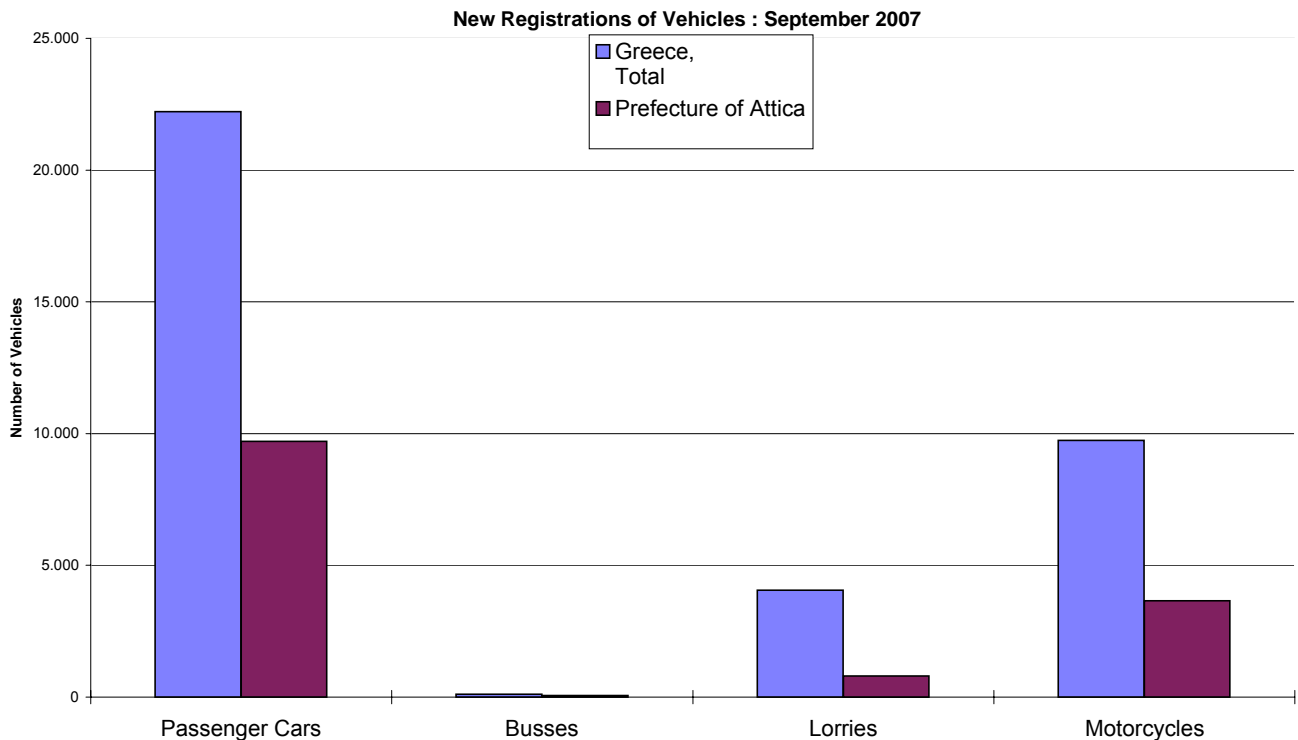
Category of Road Motor Vehicles	January - September						Change (%)			
	2007		2006		2005		2007/2006		2006/2005	
	Total	Used	Total	Used	Total	Used	Total	Used	Total	Used
Greece, total										
Road Motor Vehicles, total	387.702	56.752	367.129	55.901	362.286	53.131	5,6	1,5	1,3	5,2
1. Road motor cars	301.874	53.515	289.033	52.241	287.938	48.883	4,4	2,4	0,4	6,9
Passenger Cars	259.746	31.499	246.684	29.924	246.398	26.930	5,3	5,3	0,1	11,1
Busses	929	431	861	451	1.048	479	7,9	-4,4	-17,8	-5,8
Lorries	41.199	21.585	41.488	21.866	40.492	21.474	-0,7	-1,3	2,5	1,8
2. Motorcycles > 50 cc	85.828	3.237	78.096	3.660	74.348	4.248	9,9	-11,6	5,0	-13,8
Prefecture of Attica										
Road Motor Vehicles, total	169.602	15.348	160.604	16.137	159.453	15.980	5,6	-4,9	0,7	1,0
1. Road motor cars	137.588	14.506	131.095	15.053	129.897	14.579	5,0	-3,6	0,9	3,3
Passenger Cars	129.013	11.198	122.684	11.541	121.849	10.920	5,2	-3,0	0,7	5,7
Busses	369	154	345	140	468	156	7,0	10,0	-26,3	-10,3
Lorries	8.206	3.154	8.066	3.372	7.580	3.503	1,7	-6,5	6,4	-3,7
2. Motorcycles > 50 cc	32.014	842	29.509	1.084	29.556	1.401	8,5	-22,3	-0,2	-22,6

New Registrations of Vehicles : January - September 2007



**Table 2: Road Motor vehicles, both new and used, put into circulation for the first time in Greece :
2005 - 2007**

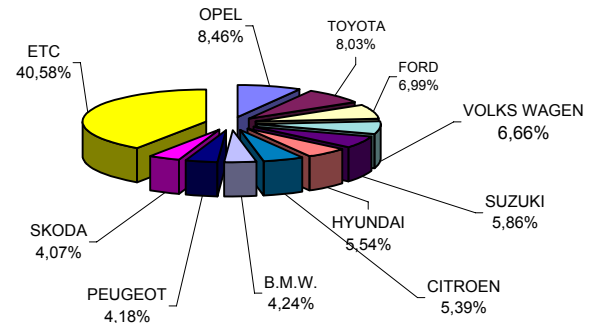
Category of Road Motor Vehicles	September						Change (%)			
	2007		2006		2005		2007/2006		2006/2005	
	Total	Used	Total	Used	Total	Used	Total	Used	Total	Used
Greece, total										
Road Motor Vehicles, total	36.123	5.116	34.680	5.565	35.521	5.510	4,2	-8,1	-2,4	1,0
1. Road motor cars	26.383	4.805	25.631	5.258	26.369	5.112	2,9	-8,6	-2,8	2,9
Passenger Cars	22.214	2.845	21.399	3.044	22.091	2.799	3,8	-6,5	-3,1	8,8
Busses	111	63	72	39	154	98	54,2	61,5	-53,2	-60,2
Lorries	4.058	1.897	4.160	2.175	4.124	2.215	-2,5	-12,8	0,9	-1,8
2. Motorcycles > 50 cc	9.740	311	9.049	307	9.152	398	7,6	1,3	-1,1	-22,9
Prefecture of Attica										
Road Motor Vehicles, total	14.212	1.317	14.256	1.543	14.943	1.659	-0,3	-14,6	-4,6	-7,0
1. Road motor cars	10.557	1.242	10.791	1.451	11.084	1.520	-2,2	-14,4	-2,6	-4,5
Passenger Cars	9.702	960	9.870	1.102	10.103	1.043	-1,7	-12,9	-2,3	5,7
Busses	57	27	38	17	99	52	50,0	58,8	-61,6	-67,3
Lorries	798	255	883	332	882	425	-9,6	-23,2	0,1	-21,9
2. Motorcycles > 50 cc	3.655	75	3.465	92	3.859	139	5,5	-18,5	-10,2	-33,8



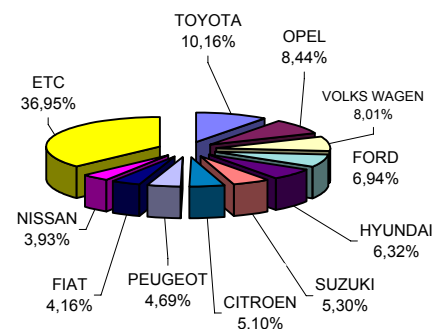
**Table 3. Sales of new and used passenger cars per make:
September and January - September 2007**

Makes	Passenger cars			
	September		Jan - Sep.	
	New	Used	New	Used
ADRIA	1	-	15	-
ALFA ROMEO	115	11	1.582	84
ASIA	-	-	-	4
ASTON MARTIN	-	2	2	12
AUDI	458	219	4.615	2.334
AUTOCARABANS - RIMOR SPA	-	-	6	2
B.M.W.	822	499	7.630	5.573
BENTLEY	1	1	19	5
CADILLAC	1	-	28	1
CHEVROLET	412	1	6.165	19
CHEVROLET (GENERAL MOTOR)	4	-	22	1
CHRYSLER	197	27	2.066	354
CITROEN	1.044	8	11.637	105
DAEWOO	-	3	1	24
DAIHATSU	530	34	4.481	250
DODGE	30	1	391	2
FERRARI	1	3	17	29
FIAT	779	30	9.493	453
FORD	1.353	34	15.829	419
GENERAL MOTORS	-	3	44	39
GREAT WALL MOTO	-	-	1	-
HOBBY WOHNWAGEN	-	-	2	-
HONDA	576	116	5.144	1.484
HUMMER	6	-	25	-
HYMER AG	-	-	10	2
HYUNDAI	1.074	13	14.430	113
I.V.R.S.R.L	1	-	3	-
ISUZU	-	-	-	6
JAGUAR	15	10	205	165
JIANGLING LANDW	-	-	28	4
KIA	615	6	6.905	37
LADA	62	-	592	4
LAIKA	-	-	2	-
LAMBORGHINI	1	1	5	4
LANCIA	86	2	900	60
LAND ROVER	44	21	448	214
LOTUS	-	2	7	6
MASERATI	-	-	9	14
MAZDA	449	45	4.287	357
MC LOUIS SPA	-	-	1	-
MERCEDES	672	765	6.879	8.975
MG	-	1	-	5
MINI	372	30	4.030	238
MORGAN	-	-	3	-
NISSAN	717	36	8.975	382
OPEL	1.639	83	19.270	995
PEUGEOT	809	18	10.707	194
PORSCHE	51	42	450	477
RENAULT	266	23	3.948	238
ROLCS ROYCE	-	-	-	3
SAAB	66	12	870	82
SEA S.P.A	-	-	5	-
SEAT	592	5	7.500	82
SKODA	788	5	8.490	49
SMART	404	337	2.377	3.775
SSANGYONG	19	-	215	1
SUBARU	133	15	1.465	121
SUZUKI	1.135	67	12.098	593
TOYOTA	1.555	115	23.182	1.052
TRIGANO	1	-	29	1
TRIUMPH	-	-	-	3
VOLKS WAGEN	1.290	190	18.291	1.967
VOLVO	183	8	2416	65
WILLYS	-	-	-	3
ETC	-	1	-	18
TOTAL	19.369	2.845	228.247	31.499

**Sales of new passenger cars :
September 2007**



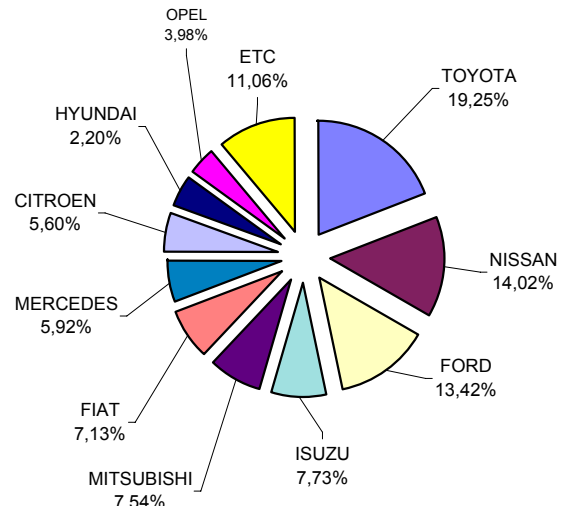
**Sales of new passenger cars :
January - September 2007**



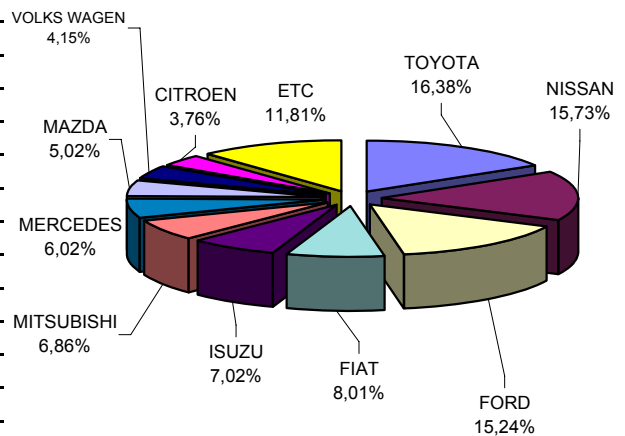
**Table 4. Sales of new and used lorries per make:
September and January - September 2007**

Makes	Lorries			
	September		Jan - Sep.	
	New	Used	New	Used
ASTRA	-	1	17	3
CHEVROLET	3	1	5	9
CHRYSLER	-	-	-	11
CITROEN	121	14	737	87
DAF	10	23	118	234
DAIHATSU	1	5	2	72
DODGE	-	-	2	10
FIAT	154	27	1.572	301
FIAT-IVECO	1	4	9	112
FORD	290	153	2.989	1.588
GENERAL MOTORS	-	2	1	18
HYUNDAI	1	5	165	88
ISUZU	167	26	1.377	275
IVECO MAGIRUS	2	2	32	28
IVECO SPA	32	2	210	17
KIA	-	1	-	16
MAGIRUS	-	1	-	9
MAN	14	94	238	1.094
MAZDA	94	51	984	426
MERCEDES	128	618	1.180	7.239
MITSUBISHI	163	202	1.346	2.266
NISSAN	303	174	3.085	1.761
OAF	-	-	1	10
OPEL	86	55	543	638
PEUGEOT	23	7	127	105
PFAU	-	-	-	3
PIAGGIO	12	1	158	38
RENAULT	43	27	353	311
ROVER	-	-	-	4
SCANIA	10	28	127	391
SEAT	2	7	23	62
SEDDON	-	-	-	6
SKODA	-	18	1	212
SOVAB	2	1	13	1
SSANGYONG	-	-	3	-
STEYER	-	-	1	9
SUBARU	-	-	-	3
SUZUKI	3	7	15	68
TATA	1	-	2	-
TOYOTA	416	109	3.213	1.126
VOLKS WAGEN	62	179	814	2.195
VOLVO	17	50	146	721
ETC	-	2	5	18
TOTAL	2.358	2.494	15.462	17.739

Sales of new lorries : September 2007



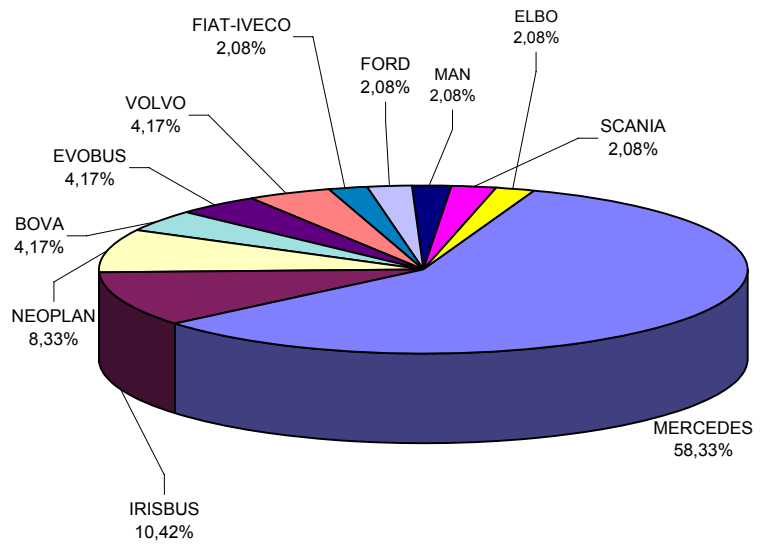
Sales of new lorries: January - September 2007



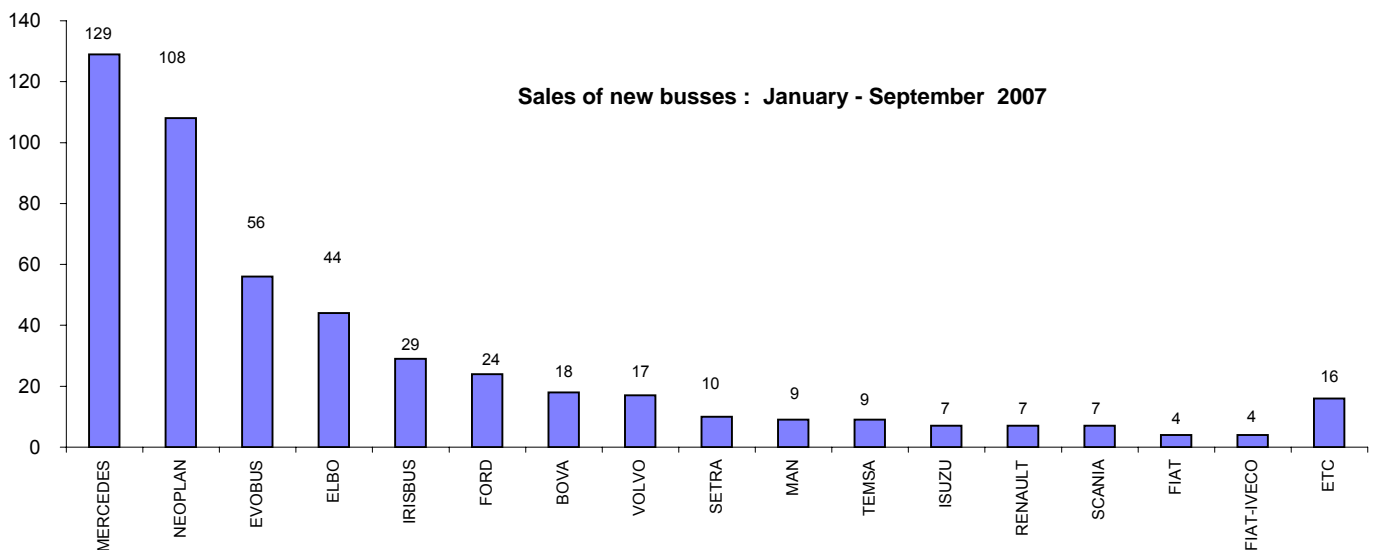
**Table 5. Sales of new and used busses per make:
September and January - September 2007**

Makes	Busses			
	September		Jan - Sep.	
	new	used	new	used
ANADOLU ISUZU	-	-	1	-
BOVA	2	1	18	11
BUSSING	-	-	-	1
CAETANO	-	1	-	1
CHRYSLER	-	-	-	1
DAF	-	-	-	2
DOTTO SRL	-	-	2	-
EOS-COACH	-	-	-	2
EOBUS	2	2	56	28
FIAT	-	-	4	3
FIAT-IVECO	1	-	4	3
FORD	1	-	24	14
G.AUWARTER	-	-	-	4
G.B.M. SPA	-	-	-	2
GULERYUZ KAROSE	-	-	3	-
IRISBUS	5	-	29	-
ISUZU	-	-	7	-
IVECO SPA	-	-	1	-
KASSBOHRER	-	3	-	32
MAN	1	2	9	29
MERCEDES	28	52	129	234
NEOPLAN	4	1	108	12
OPEL	-	-	-	1
OTOKAR OTOBUS	-	-	1	-
OTOKAR SANAYI	-	-	3	-
RENAULT	-	-	7	-
SALVADOR CAETAN	-	-	1	-
SCANIA	1	-	7	6
SETRA	-	1	10	12
SOVAB	-	-	3	-
STS	-	-	-	1
TEMSA	-	-	9	1
TROEGMOLLER	-	-	1	19
VOLKS WAGEN	-	-	-	4
VOLVO	2	-	17	8
ELBO	1	-	44	-
TOTAL	48	63	498	431

Sales of new busses: September 2007



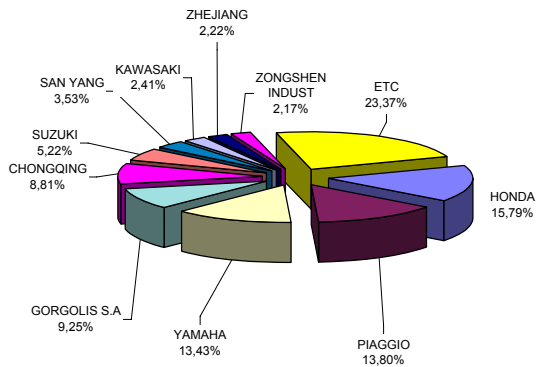
Sales of new busses : January - September 2007



**Table 6. Sales of new and used motorcycles per make:
September and January - September 2007**

Makes	Motorcycles			
	September		Jan - Sep.	
	new	used	new	used
ACE TRADE	-	-	13	-
AEON MOTOR	29	-	264	1
AIE MOTOR	3	-	42	-
AIXAM	-	-	4	-
AMSTRONG	11	-	63	-
APRILIA	31	7	431	51
B.M.W.	114	35	1.274	520
BELGARDA SPA	-	2	-	13
BENZHOU VEHICLE	18	-	115	1
BETA MOTOR SPA	-	-	5	1
BOMBARDIER INC.	1	-	22	-
BUELL MOTORCYCL	1	-	13	-
CHANGZHOU	159	-	1.388	1
CHINA JIALING	33	-	373	1
CHONGQING	831	1	6.425	14
CHUNFENG	33	-	289	-
CIXI KINGRING	2	-	48	-
CPI MOTOR CO	1	-	38	-
DAELIM	34	1	333	5
DALL'ARA SRL	4	-	41	-
DAZON	-	-	12	-
DINLI METAL	8	-	54	1
DRESEL MCT	-	-	5	-
DUCATI	28	1	326	20
EGIMOTORS	2	-	44	1
FUXIN MOTOR IND	-	-	28	-
G.H.E. MOTORHIS	1	-	2	-
GAS GAS	-	-	14	-
GEELY	5	-	36	-
GORGOLIS S.A	872	1	7.574	6
GUANGZHOU	166	-	926	-
HARLEY DAVIDSON	16	7	153	40
HERCHEE INDUSTR	3	-	28	-
HONDA	1.489	79	13.429	764
HYOSUNG MOTORS	24	2	83	2
JIANGMEN	130	2	2.534	5
JIANGSU	103	-	1.365	2
JIAN SHE	-	-	5	-
JINAN QINGQI	7	-	109	1
JINCHENG	3	-	33	-
JONWAY	13	-	57	-
JONWAY	-	-	7	-
JORDAN MOTORS	5	-	9	-
K.L. S.P.A	58	-	549	1
K.L. S.R.L.	5	-	12	-
K.T.M	79	5	773	53
KAWASAKI	227	29	2.478	313
KEEWAY	96	-	910	1
KWANG YANG	183	1	1.827	19
LIFENG GROUP CO	4	-	24	-
LONCIN GROUP	27	-	338	4
LUOYANG NORTHEM	5	-	70	-
MALAGUTI SPA	19	1	227	10
MBK INDUSTRIE	158	3	1.805	42
MOTIVE POWER	16	-	211	-
MOTO GUZZI	9	-	61	2
MOTO SPA	13	-	109	-
MOTO ZETA SRL	4	-	58	-
MV AGUSTA	13	-	136	3
MZ	1	-	2	-
NACIONAL MOTOR	16	-	215	-
NANCHANG KE CHI	5	-	42	-
NANJING JINCHEN	-	-	11	-
NEW FORCE MOTOR	1	-	1	-
NINGBO LONGJIA	11	-	41	-
PAOLETTI RACING	6	-	28	-
PEUGEOT	61	2	609	11
PIAGGIO	1.301	14	10.293	131
POLARIS	1	-	23	-
QINGQI GROUP NI	10	-	25	-
R.G.P. SRL	5	-	52	-
REINMECH CORPOR	-	-	4	-
RIEJU	-	-	6	-
ROYAL ENFIELD	3	-	12	-
SAN YANG	333	1	2.887	4
SHANGAI HONLIN	3	-	3	-
SHANGDONG LIANG	-	-	4	-
SHANGHAI JIALIN	5	-	147	-
SHANGHAI JMSTAR	9	-	141	-
SHANGHAI SHENKE	-	-	4	-
SKY TEAM	11	-	69	-
STANDARD MOTOR	4	-	13	2
SUZUKI	492	49	5.223	490
TAIWAN GOLDEN B	4	-	68	2
TAIWAN JET POWE	-	-	5	-
TAIZHOU	189	1	1.213	2
TM RACING S.R.L	-	-	5	-
TRIUMPH	23	1	335	4
UNIVERSAL	1	-	20	-
XINGYUE GROUP C	12	1	254	2
YAMAHA	1.266	61	8.244	653
ZENGCHENG HAILI	133	-	1.095	1
ZHEJIANG	209	-	1.291	1
ZHONGSHAN GUOCH	13	-	386	1
ZONGSHEN INDUST	205	-	2.188	1
ETC	-	4	30	34
TOTAL	9.429	311	82.591	3.237

Sales of new motorcycles : September 2007



Sales of new motorcycles : January - September 2007

