



ΕΛΛΗΝΙΚΗ ΔΗΜΟΚΡΑΤΙΑ

ΥΠΟΥΡΓΕΙΟ ΟΙΚΟΝΟΜΙΑΣ & ΟΙΚΟΝΟΜΙΚΩΝ

MINISTRY OF ECONOMY AND FINANCE



**General Secretariat of
National Statistical
Service of Greece**

Piraeus, 5 - 9 - 2007

PRESS RELEASE

Vehicle Circulation Licences

(Provisional data)

AUGUST 2007

The General Secretariat of National Statistical Service of Greece announces that during the period of January - August 2007, 275.491 road motor cars (both new and used abroad) were put into circulation for the first time, representing an increase of 4,6% compared to the corresponding period of 2006, while a 0,7% increase had been observed during the January - August 2006 period, compared to the one of 2005.

Respectively, the circulation of new motorcycles (above 50cc) amounted in 76.088 against 69.047 in 2006 representing an 10,2% increase, while a 5,9% increase had been observed during the period of January - August 2006 compared to the corresponding one of 2005.

Responsible: Konstantinos Menexes

Phone : (0030) 210 4852500

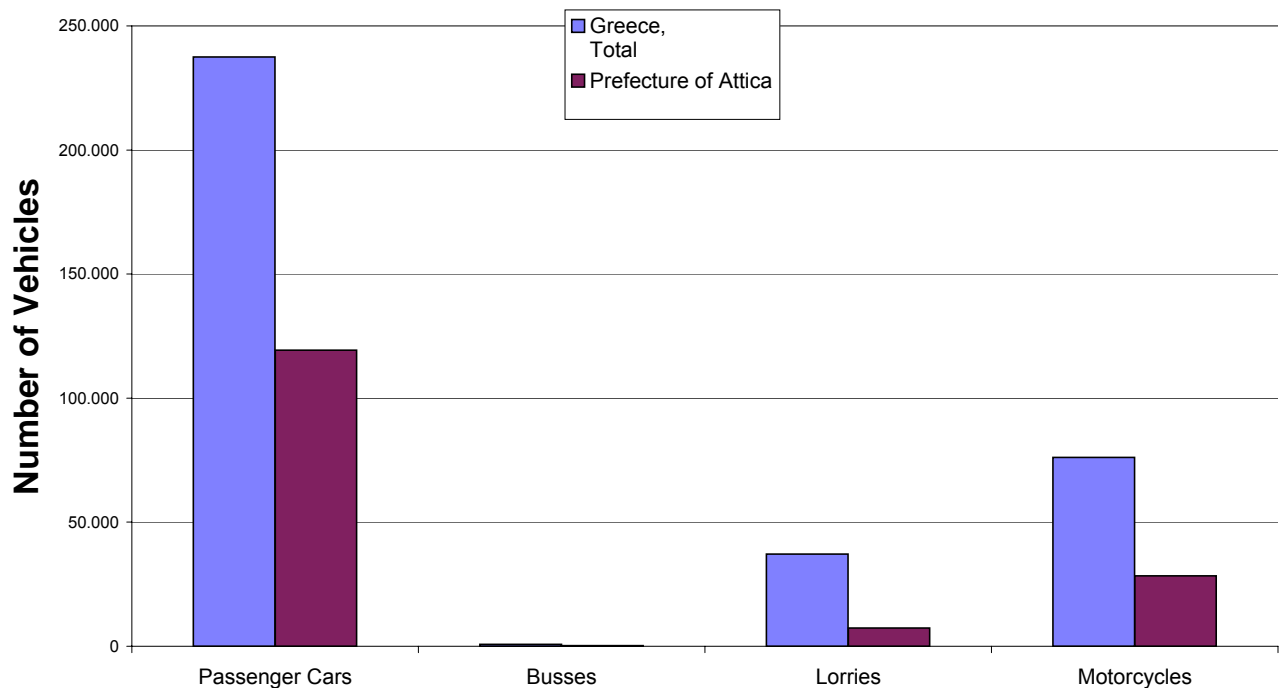
FAX : (0030) 210 4852496

e-mail : menexesk@statistics.gr

**Table 1: Road motor vehicles, both new and used, put into circulation for the first time in Greece: :
2005 - 2007**

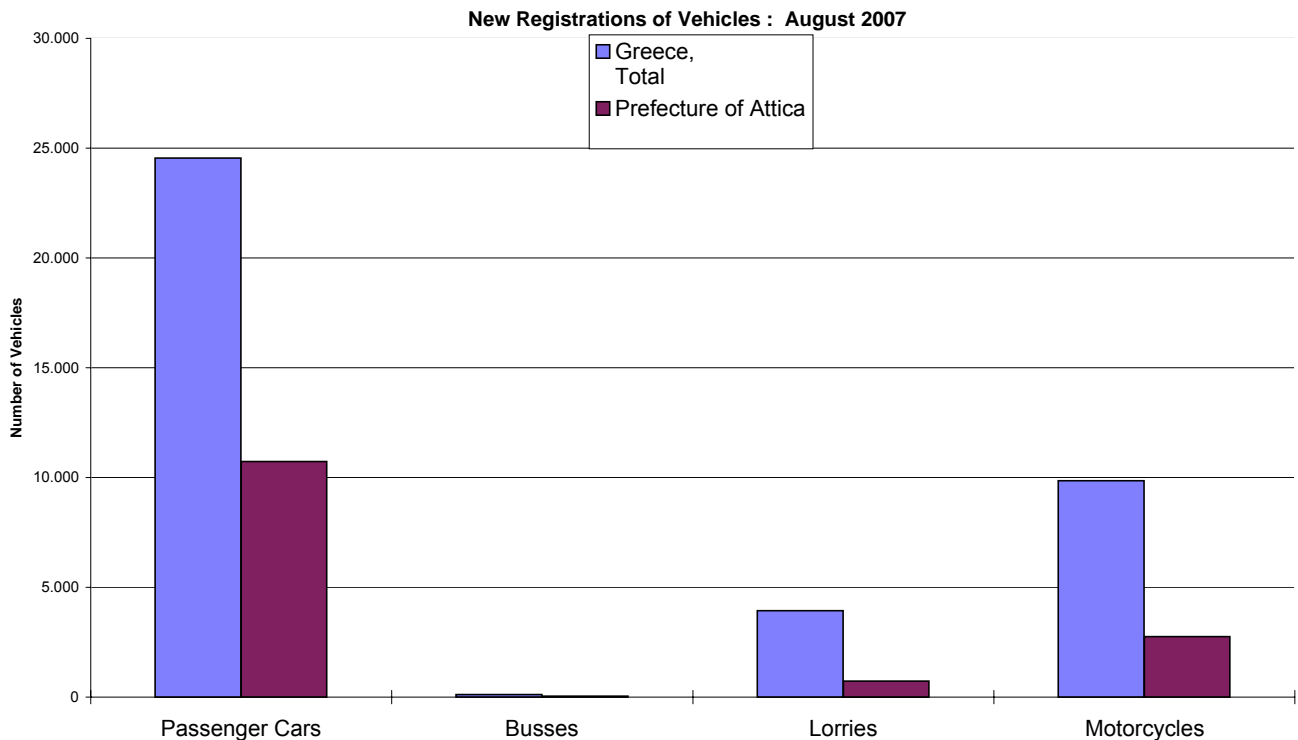
Category of Road Motor Vehicles	January - August						Change (%)			
	2007		2006		2005		2007/2006		2006/2005	
	Total	Used	Total	Used	Total	Used	Total	Used	Total	Used
Greece, total										
Road Motor Vehicles, total	351.579	51.636	332.449	50.336	326.765	47.621	5,8	2,6	1,7	5,7
1. Road motor cars	275.491	48.710	263.402	46.983	261.569	43.771	4,6	3,7	0,7	7,3
Passenger Cars	237.532	28.654	225.285	26.880	224.307	24.131	5,4	6,6	0,4	11,4
Busses	818	368	789	412	894	381	3,7	-10,7	-11,7	8,1
Lorries	37.141	19.688	37.328	19.691	36.368	19.259	-0,5	0,0	2,6	2,2
2. Motorcycles > 50 cc	76.088	2.926	69.047	3.353	65.196	3.850	10,2	-12,7	5,9	-12,9
Prefecture of Attica										
Road Motor Vehicles, total	155.390	14.031	146.348	14.594	144.510	14.321	6,2	-3,9	1,3	1,9
1. Road motor cars	127.031	13.264	120.304	13.602	118.813	13.059	5,6	-2,5	1,3	4,2
Passenger Cars	119.311	10.238	112.814	10.439	111.746	9.877	5,8	-1,9	1,0	5,7
Busses	312	127	307	123	369	104	1,6	3,3	-16,8	18,3
Lorries	7.408	2.899	7.183	3.040	6.698	3.078	3,1	-4,6	7,2	-1,2
2. Motorcycles > 50 cc	28.359	767	26.044	992	25.697	1.262	8,9	-22,7	1,4	-21,4

New Registrations of Vehicles : January - August 2007



**Table 2: Road Motor vehicles, both new and used, put into circulation for the first time in Greece :
2005 - 2007**

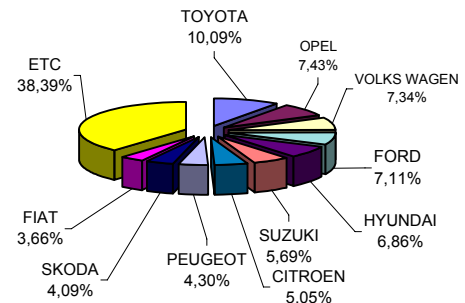
Category of Road Motor Vehicles	August						Change (%)			
	2007		2006		2005		2007/2006		2006/2005	
	Total	Used	Total	Used	Total	Used	Total	Used	Total	Used
Greece, total										
Road Motor Vehicles, total	38.477	5.359	35.879	5.527	36.872	5.172	7,2	-3,0	-2,7	6,9
1. Road motor cars	28.616	5.027	26.228	5.115	27.604	4.679	9,1	-1,7	-5,0	9,3
Passenger Cars	24.553	3.029	22.316	3.048	23.464	2.667	10,0	-0,6	-4,9	14,3
Busses	123	49	68	34	125	47	80,9	44,1	-45,6	-27,7
Lorries	3.940	1.949	3.844	2.033	4.015	1.965	2,5	-4,1	-4,3	3,5
2. Motorcycles > 50 cc	9.861	332	9.651	412	9.268	493	2,2	-19,4	4,1	-16,4
Prefecture of Attica										
Road Motor Vehicles, total	14.266	1.283	13.531	1.404	13.793	1.371	5,4	-8,6	-1,9	2,4
1. Road motor cars	11.508	1.211	10.653	1.327	11.073	1.253	8,0	-8,7	-3,8	5,9
Passenger Cars	10.727	965	9.929	1.043	10.315	973	8,0	-7,5	-3,7	7,2
Busses	51	21	31	13	91	26	64,5	61,5	-65,9	-50,0
Lorries	730	225	693	271	667	254	5,3	-17,0	3,9	6,7
2. Motorcycles > 50 cc	2.758	72	2.878	77	2.720	118	-4,2	-6,5	5,8	-34,7



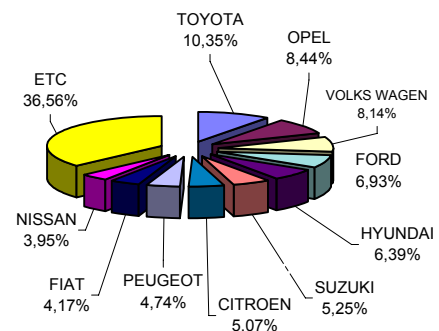
**Table 3. Sales of new and used passenger cars per make:
August and January - August 2007**

Makes	Passenger cars			
	August		Jan - Aug.	
	New	Used	New	Used
ADRIA	-	-	14	
ALFA ROMEO	149	10	1.467	73
ASIA	-	1	-	4
ASTON MARTIN	-	1	2	10
AUDI	488	244	4.157	2.115
AUTOCARABANS - RIMOR SPA	1	-	6	2
B.M.W.	697	569	6.808	5.074
BENTLEY	1	-	18	4
CADILLAC	2	-	27	1
CHEVROLET	646	3	5.753	18
CHEVROLET (GENERAL MOTOR)	1	-	18	1
CHRYSLER	145	24	1.869	327
CITROEN	1.087	6	10.593	97
DAEWOO	-	4	1	21
DAIHATSU	575	23	3.951	216
DODGE	16	-	361	1
FERRARI	2	1	16	26
FIAT	787	47	8.714	423
FORD	1.530	47	14.476	385
GENERAL MOTORS	2	4	44	36
GREAT WALL MOTO	-	-	1	-
HOBBY WOHNWAGEN	-	-	2	-
HONDA	616	144	4.568	1.368
HUMMER	6	-	19	-
HYMER AG	1	-	10	2
HYUNDAI	1.476	7	13.356	100
I.V.R.S.R.L	-	-	2	-
ISUZU	-	-	-	6
JAGUAR	12	19	190	155
JIANGLING LANDW	3	-	28	4
KIA	691	1	6.290	31
LADA	37	-	530	4
LAIKA	-	-	2	-
LAMBORGHINI	1	-	4	3
LANCIA	90	3	814	58
LAND ROVER	33	11	404	176
LOTUS	-	-	7	4
MASERATI	2	2	9	14
MAZDA	487	39	3.838	312
MC LOUIS SPA	-	-	1	-
MERCEDES	744	817	6.207	8.210
MG	-	1	-	4
MINI	382	30	3.658	208
MITSUBISHI	1	-	3	-
NISSAN	747	33	8.258	346
OPEL	1.600	104	17.631	912
PEUGEOT	926	23	9.898	176
PORSCHE	34	46	399	435
RENAULT	324	37	3.682	215
ROLCS ROYCE	-	-	-	3
ROVER	-	17	-	17
SAAB	62	9	804	70
SEA S.P.A	-	-	5	-
SEAT	686	11	6.908	77
SKODA	881	6	7.702	44
SMART	278	286	1.973	3.438
SSANGYONG	22	-	196	1
SUBARU	92	12	1.332	106
SUZUKI	1.225	77	10.963	526
TOYOTA	2.171	118	21.627	937
TRIGANO	1	-	28	1
TRIUMPH	-	1	-	3
VOLKS WAGEN	1579	182	17001	1.777
VOLVO	185	4	2.233	57
WILLYS	-	-	-	3
ETC	-	5	-	17
TOTAL	21.524	3.029	208.878	28.654

**Sales of new passenger cars :
August 2007**



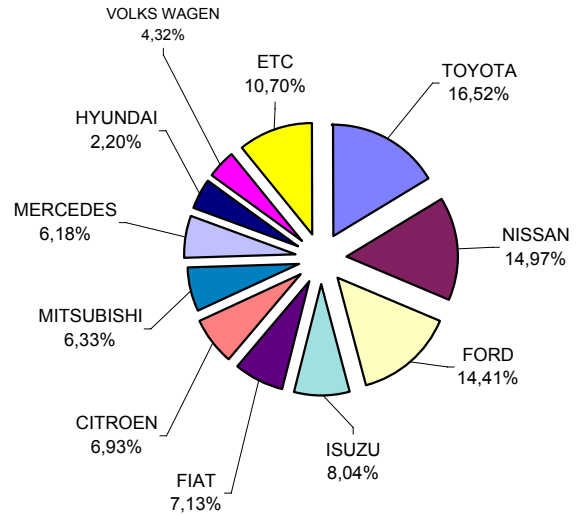
**Sales of new passenger cars :
January - August 2007**



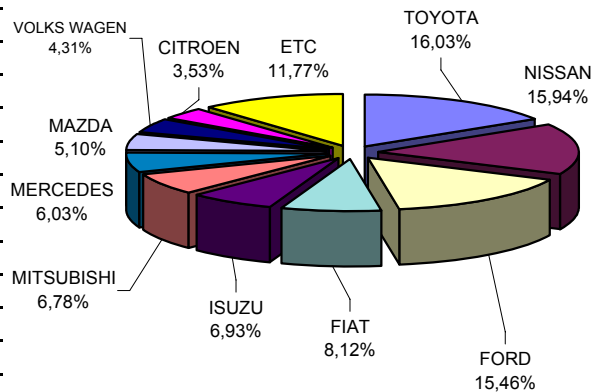
**Table 4. Sales of new and used lorries per make:
August and January - August 2007**

Makes	Lorries			
	August		Jan - Aug.	
	New	Used	New	Used
ASTRA	1	-	17	2
CHEVROLET	-	-	2	8
CHRYSLER	-	2		11
CITROEN	138	8	616	73
DAF	8	24	108	211
DAIHATSU	-	7	1	67
DODGE	-	1	2	10
FIAT	142	19	1.418	274
FIAT-IVECO	1	12	8	108
FORD	287	152	2.699	1.435
GENERAL MOTORS	-	2	1	16
HYUNDAI	6	14	164	83
ISUZU	160	23	1.210	249
IVECO MAGIRUS	2	3	30	26
IVECO SPA	21	2	178	15
KIA	-	1	-	15
MAGIRUS	-	-	-	8
MAN	15	86	224	1.000
MAZDA	89	46	890	375
MERCEDES	123	616	1.052	6.621
MITSUBISHI	126	218	1.183	2.064
NISSAN	298	157	2.782	1.587
OAF	-	1	1	10
OPEL	68	62	457	583
PEUGEOT	9	10	104	98
PFAU	-	-	-	3
PIAGGIO	10	2	146	37
RENAULT	32	40	310	284
ROVER	-	-	-	4
SAAB	-	1	-	2
SCANIA	10	32	117	363
SEAT	14	8	21	55
SEDDON	-	-	-	6
SKODA	-	30	1	194
SOVAB	2	-	11	-
SOVAM	-	-	-	2
SSANGYONG	-	-	3	-
STEYER	-	3	1	9
SUBARU	-	-	-	3
SUZUKI	-	1	12	61
TATA	1	-	1	-
TOYOTA	329	102	2.797	1.017
VOLKS WAGEN	86	206	752	2.016
VOLVO	12	57	129	671
ZASTAVA	1	-	2	-
ETC	-	1	3	12
TOTAL	1.991	1.949	17.453	19.688

Sales of new lorries : August 2007

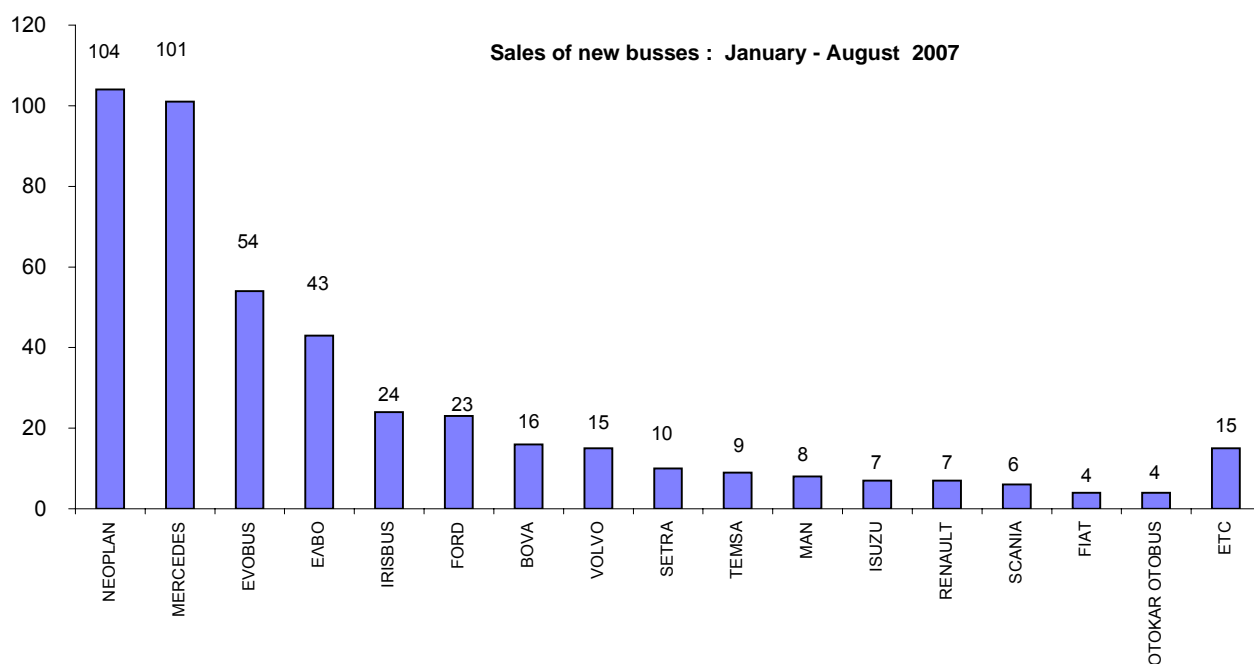
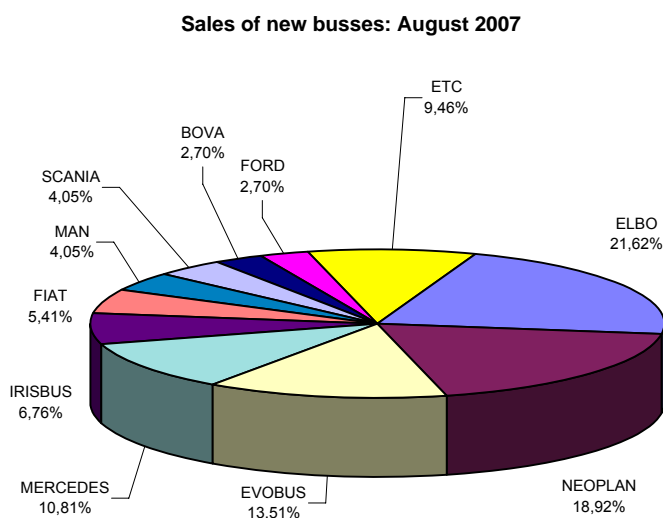


Sales of new lorries: January - August 2007



**Table 5. Sales of new and used busses per make:
August and January - August 2007**

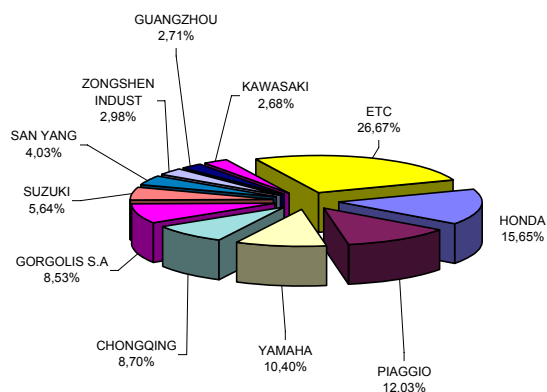
Makes	Busses			
	August		Jan - Aug.	
	new	used	new	used
ANADOLU ISUZU	-	-	1	-
BOVA	2	-	16	10
BUSSING	-	-	-	1
CHRYSLER	-	-	-	1
DAF	-	2	-	2
DOTTO SRL	-	-	2	-
EOS-COACH	-	-	-	2
EVOBUS	10	3	54	26
FIAT	4	-	4	3
FIAT-IVECO	-	-	3	3
FORD	2	2	23	14
G.AUWARTER	-	1	-	4
G.B.M. SPA	-	-	-	2
GULERYUZ KAROSE	1	-	3	-
IRISBUS	5	-	24	-
ISUZU	2	-	7	-
IVECO SPA	-	-	1	-
KASSBOHRER	-	3	-	29
MAN	3	1	8	27
MERCEDES	8	36	101	182
NEOPLAN	14	-	104	11
OPEL	-	-	-	1
OTOKAR OTOBUS	1	-	4	-
RENAULT	-	-	7	-
SALVADOR CAETAN	-	-	1	-
SCANIA	3	-	6	6
SETRA	-	-	10	11
SOVAB	1	-	3	-
STS	-	-	-	1
TEMSA	1	-	9	1
TROEGMOLLER	-	-	1	19
VOLKS WAGEN	-	1	-	4
VOLVO	1	-	15	8
ELBO	16	-	43	-
TOTAL	74	49	450	368



**Table 6. Sales of new and used motorcycles per make:
August and January - August 2007**

Makes	Motorcycles			
	August		Jan - Aug.	
	new	used	new	used
ACE TRADE	4	-	13	-
AEON MOTOR	32	1	235	1
AIE MOTOR	4	-	39	-
AIXAM	-	-	4	-
AMSTRONG	12	-	52	-
APRILIA	29	5	400	44
B.M.W.	128	60	1.160	485
BELGARDA SPA	-	-	-	11
BENZHO VEHICLE	9	-	97	1
BETA MOTOR SPA	1	-	5	1
BOMBARDIER INC.	-	-	21	-
BUELL MOTORCYCL	1	-	12	-
CHANGZHOU	150	-	1.229	1
CHINA JIALING	40	1	340	1
CHONGQING	829	1	5.594	13
CHUNFENG	38	-	256	-
CIXI KINGRING	11	-	46	-
CPI MOTOR CO	-	-	37	-
DAELIM	32	1	299	4
DALL'ARA SRL	2	-	37	-
DAZON	-	-	12	-
DINLI METAL	10	-	46	1
DRESEL MCT	-	-	5	-
DUCATI	34	2	298	19
EGIMOTORS	4	-	42	1
FUXIN MOTOR IND	10	-	28	-
GAS GAS	1	-	14	-
GEELY	4	-	31	-
GORGOLIS S.A	813	-	6.702	5
GUANGZHOU	258	-	760	-
HARLEY DAVIDSON	16	5	137	33
HERCHEE INDUSTR	12	-	25	-
HONDA	1.491	60	11.940	685
HYOSUNG MOTORS	11	-	59	-
JIANGMEN	127	-	2.404	3
JIANGSU	235	-	1.262	2
JIANSHE	-	-	5	-
JINAN QINGQI	16	-	102	1
JINCHENG	1	-	30	-
JONWAY	7	-	51	-
JORDAN MOTORS	-	-	4	-
K.L. S.P.A	70	-	491	1
K.L. S.R.L.	-	-	7	-
K.T.M	66	4	694	48
KAWASAKI	255	35	2.251	284
KEEWAY	100	-	814	1
KINETIC MOTOR	2	-	3	-
KWANG YANG	191	1	1.644	18
LIFENG GROUP CO	1	-	20	-
LONGCIN GROUP	33	-	311	4
LUOYANG NORTHEM	24	-	65	-
MALAGUTI SPA	25	2	208	9
MBK INDUSTRIE	168	5	1.647	39
MOTIVE POWER	34	-	195	-
MOTO GUZZI	7	1	52	2
MOTO SPA	13	-	96	-
MOTO ZETA SRL	2	-	54	-
MV AGUSTA	16	1	123	3
NACIONAL MOTOR	12	-	199	-
NANCHANG KE CHI	5	-	37	-
NANJING JINCHEN	2	-	11	-
NINGBO LONGJIA	4	-	30	-
PAOLETTI RACING	4	-	22	-
PEUGEOT	77	1	548	9
PIAGGIO	1.146	14	8.992	117
POLARIS	4	-	22	-
QINGQI GROUP NI	1	-	15	-
R.G.P. SRL	2	-	47	-
REINMECH CORPOR	-	-	4	-
RIEJU	-	-	6	-
ROYAL ENFIELD	1	-	9	-
SAN YANG	384	-	2.554	3
SHANGDONG LIANG	-	-	4	-
SHANGHAI JIALIN	13	-	142	-
SHANGHAI JMSTAR	18	-	132	-
SHANGHAI SHENKE	-	-	4	-
SKY TEAM	6	-	58	-
STANDARD MOTOR	6	-	9	2
SUZUKI	537	53	4.731	441
TAIWAN GOLDEN B	10	-	64	2
TAIWAN JET POWE	-	-	5	-
TAIZHO	241	-	1.024	1
TM RACING S.R.L	1	-	5	-
TRIUMPH	36	1	312	3
UNIVERSAL	3	-	19	-
XINGYUE GROUP C	33	-	242	1
YAMAHA	991	73	6.978	592
ZENGCHENG HAILI	144	-	962	1
ZHEJIANG	165	-	1.082	1
ZHONGSHAN GUOCH	19	-	373	1
ZONGSHEN INDUST	284	-	1.983	1
ETC	1	5	29	30
TOTAL	9.529	332	73.162	2.926

Sales of new motorcycles : August 2007



Sales of new motorcycles : January - August 2007

