



ΕΛΛΗΝΙΚΗ ΔΗΜΟΚΡΑΤΙΑ

ΥΠΟΥΡΓΕΙΟ ΟΙΚΟΝΟΜΙΑΣ & ΟΙΚΟΝΟΜΙΚΩΝ

MINISTRY OF ECONOMY AND FINANCE



**General Secretariat of  
National Statistical  
Service of Greece**

Piraeus, 4 - 5 - 2007

# PRESS RELEASE

## Vehicle Circulation Licences

(Provisional data)

**APRIL 2007**

The General Secretariat of National Statistical Service of Greece announces that during the period of January - April 2007, 136.483 road motor cars (both new and used abroad) were put into circulation for the first time, representing an increase of 2,7% compared to the corresponding period of 2006, while a 2,2% decrease had been observed during the January - April 2006 period, compared to the one of 2005.

Respectively, the circulation of new motorcycles (above 50cc) amounted in 26.476 against 22.693 in 2006 representing an 16,7% increase, while a 5,1% increase had been observed during the period of January - April 2006 compared to the corresponding one of 2005.

Responsible: Konstantinos Menexes

Phone : (0030) 210 4852500

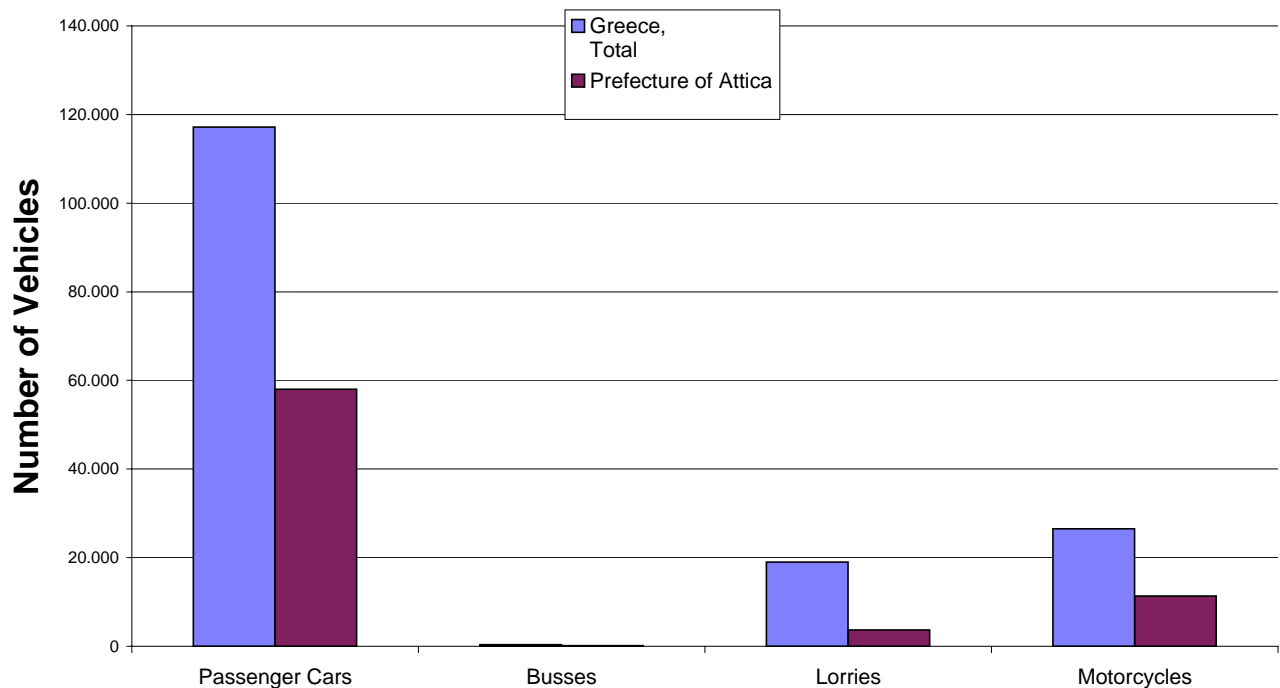
FAX : (0030) 210 4852496

e-mail : menexesk@statistics.gr

**Table 1: Road motor vehicles, both new and used, put into circulation for the first time in Greece: :  
2005 - 2007**

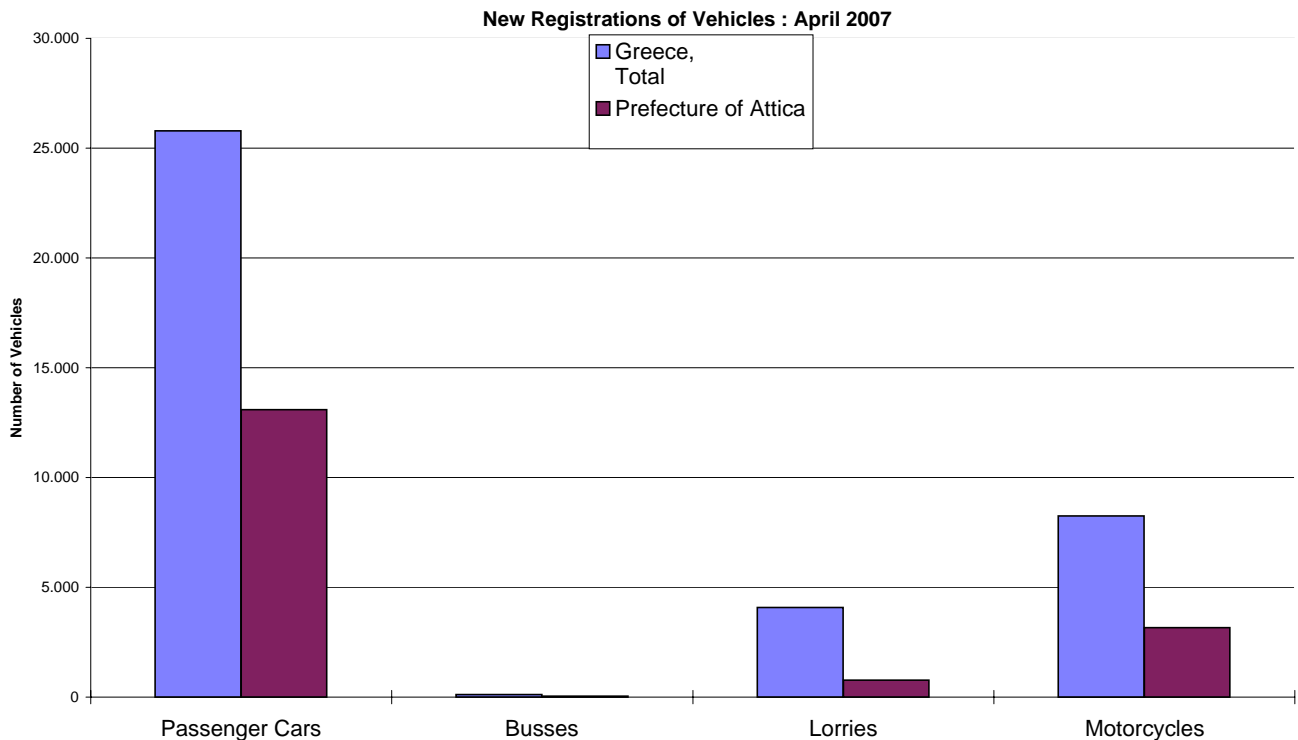
Category of Road Motor Vehicles	January - April						Change (%)			
	2007		2006		2005		2007/2006		2006/2005	
	Total	Used	Total	Used	Total	Used	Total	Used	Total	Used
<b>Greece, total</b>										
<b>Road Motor Vehicles, total</b>	<b>162.959</b>	<b>26.888</b>	<b>155.578</b>	<b>25.061</b>	<b>157.412</b>	<b>24.251</b>	<b>4,7</b>	<b>7,3</b>	<b>-1,2</b>	<b>3,3</b>
<b>1. Road motor cars</b>	<b>136.483</b>	<b>25.579</b>	<b>132.885</b>	<b>23.756</b>	<b>135.825</b>	<b>22.869</b>	<b>2,7</b>	<b>7,7</b>	<b>-2,2</b>	<b>3,9</b>
Passenger Cars	117.166	15.253	113.138	13.643	116.450	12.592	3,6	11,8	-2,8	8,3
Busses	334	174	450	226	380	192	-25,8	-23,0	18,4	17,7
Lorries	18.983	10.152	19.297	9.887	18.995	10.085	-1,6	2,7	1,6	-2,0
<b>2. Motorcycles &gt; 50 cc</b>	<b>26.476</b>	<b>1.309</b>	<b>22.693</b>	<b>1.305</b>	<b>21.587</b>	<b>1.382</b>	<b>16,7</b>	<b>0,3</b>	<b>5,1</b>	<b>-5,6</b>
<b>Prefecture of Attica</b>										
<b>Road Motor Vehicles, total</b>	<b>73.176</b>	<b>7.369</b>	<b>70.320</b>	<b>7.304</b>	<b>72.491</b>	<b>7.313</b>	<b>4,1</b>	<b>0,9</b>	<b>-3,0</b>	<b>-0,1</b>
<b>1. Road motor cars</b>	<b>61.823</b>	<b>7.003</b>	<b>60.085</b>	<b>6.841</b>	<b>62.108</b>	<b>6.787</b>	<b>2,9</b>	<b>2,4</b>	<b>-3,3</b>	<b>0,8</b>
Passenger Cars	58.030	5.444	56.282	5.267	58.473	5.169	3,1	3,4	-3,7	1,9
Busses	131	50	174	67	133	33	-24,7	-25,4	30,8	103,0
Lorries	3.662	1.509	3.629	1.507	3.502	1.585	0,9	0,1	3,6	-4,9
<b>2. Motorcycles &gt; 50 cc</b>	<b>11.353</b>	<b>366</b>	<b>10.235</b>	<b>463</b>	<b>10.383</b>	<b>526</b>	<b>10,9</b>	<b>-21,0</b>	<b>-1,4</b>	<b>-12,0</b>

**New Registrations of Vehicles : January - April 2007**



**Table 2: Road Motor vehicles, both new and used, put into circulation for the first time in Greece :  
2005 - 2007**

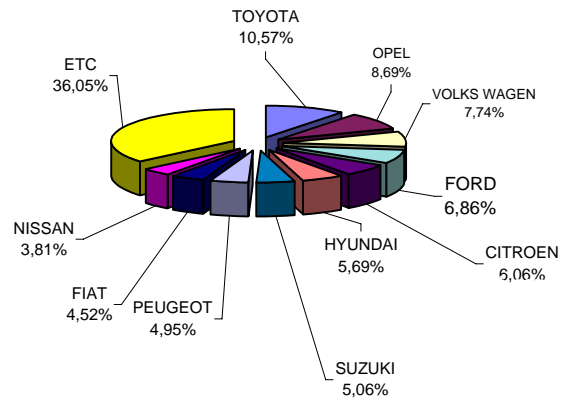
Category of Road Motor Vehicles	April						Change (%)			
	2007		2006		2005		2007/2006		2006/2005	
	Total	Used	Total	Used	Total	Used	Total	Used	Total	Used
<b>Greece, total</b>										
<b>Road Motor Vehicles, total</b>	<b>38.219</b>	<b>5.782</b>	<b>38.611</b>	<b>5.730</b>	<b>41.929</b>	<b>6.118</b>	<b>-1,0</b>	<b>0,9</b>	<b>-7,9</b>	<b>-6,3</b>
<b>1. Road motor cars</b>	<b>29.974</b>	<b>5.414</b>	<b>30.933</b>	<b>5.277</b>	<b>34.137</b>	<b>5.662</b>	<b>-3,1</b>	<b>2,6</b>	<b>-9,4</b>	<b>-6,8</b>
Passenger Cars	25.780	3.169	26.483	2.946	29.218	3.068	-2,7	7,6	-9,4	-4,0
Busses	116	42	130	66	122	56	-10,8	-36,4	6,6	17,9
Lorries	4.078	2.203	4.320	2.265	4.797	2.538	-5,6	-2,7	-9,9	-10,8
<b>2. Motorcycles &gt; 50 cc</b>	<b>8.245</b>	<b>368</b>	<b>7.678</b>	<b>453</b>	<b>7.792</b>	<b>456</b>	<b>7,4</b>	<b>-18,8</b>	<b>-1,5</b>	<b>-0,7</b>
<b>Prefecture of Attica</b>										
<b>Road Motor Vehicles, total</b>	<b>17.075</b>	<b>1.567</b>	<b>17.699</b>	<b>1.697</b>	<b>20.099</b>	<b>1.921</b>	<b>-3,5</b>	<b>-7,7</b>	<b>-11,9</b>	<b>-11,7</b>
<b>1. Road motor cars</b>	<b>13.917</b>	<b>1.480</b>	<b>14.569</b>	<b>1.559</b>	<b>16.540</b>	<b>1.755</b>	<b>-4,5</b>	<b>-5,1</b>	<b>-11,9</b>	<b>-11,2</b>
Passenger Cars	13.094	1.152	13.680	1.179	15.616	1.342	-4,3	-2,3	-12,4	-12,1
Busses	48	17	57	24	41	10	-15,8	-29,2	39,0	140,0
Lorries	775	311	832	356	883	403	-6,9	-12,6	-5,8	-11,7
<b>2. Motorcycles &gt; 50 cc</b>	<b>3.158</b>	<b>87</b>	<b>3.130</b>	<b>138</b>	<b>3.559</b>	<b>166</b>	<b>0,9</b>	<b>-37,0</b>	<b>-12,1</b>	<b>-16,9</b>



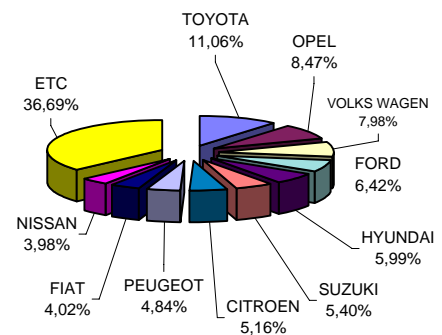
**Table 3. Sales of new and used passenger cars per make:  
April and January - April 2007**

Makes	Passenger cars			
	April		Jan - Apr.	
	New	Used	New	Used
ADRIA	-	-	4	-
ALFA ROMEO	150	6	671	34
ASTON MARTIN	1	1	1	4
AUDI	438	225	1.822	1.123
AUTOCARABANS - RIMOR SPA	1	-	2	2
B.M.W.	765	557	3.384	2.637
BENTLEY	4	-	11	2
BUGGY APAL	-	1	-	1
CADILLAC	-	-	-	1
CHEVROLET	620	-	2.392	7
CHRYSLER JEEP	174	27	1.022	200
CITROEN	1.370	11	5.258	60
DAEWOO	-	3	1	10
DAIHATSU	341	20	1.845	110
DIAMONT	-	1	-	1
DODGE	26	-	221	-
FERRARI	3	4	8	10
FIAT	1.021	59	4.099	206
FORD	1.550	43	6.546	208
G.M.C.	-	1	-	1
GENERAL MOTORS	8	8	49	24
GREAT WALL MOTO	-	-	1	-
HOBBY WOHNWAGEN	-	-	1	-
HONDA	391	142	2.120	706
HYMER AG	1	-	7	-
HYUNDAI	1.287	17	6.100	53
I.V.R.S.R.L	-	-	1	-
ISUZU	-	1	-	4
JAGUAR	18	21	106	85
JIANGLING LANDW	3	1	15	3
KIA	675	3	3.086	18
LADA	42	1	276	2
LAMBORGHINI	-	1	-	2
LANCIA	91	3	435	42
LAND ROVER	55	21	193	111
LOTUS	-	1	2	2
MASERATI	1	3	4	9
MAZDA	458	37	1.826	139
MC LOUIS SPA	-	-	1	-
MERCEDES	591	897	2.863	4.348
MG	-	1	-	2
MINI	350	16	2.000	107
MORGAN	-	-	1	-
N.S.U.	-	-	-	1
NISSAN	861	53	4.059	182
OPEL	1.965	101	8.629	486
PEUGEOT	1.120	17	4.931	98
PORSCHE	40	34	190	229
RENAULT	543	21	2.299	109
ROLCS ROYCE	-	-	-	1
SAAB	97	12	487	44
SEA S.P.A	-	-	3	-
SEAT	767	6	3.584	39
SKODA	853	3	3.871	20
SMART	241	427	541	1.891
SSANGYONG	23	-	111	1
SUBARU	132	8	766	53
SUZUKI	1.143	66	5.501	294
TOYOTA	2.391	93	11.269	514
TRIGANO	4	-	16	-
VOLKS WAGEN	1.751	189	8.130	972
VOLVO	245	6	1152	39
ETC	-	-	-	6
<b>TOTAL</b>	<b>22.611</b>	<b>3.169</b>	<b>101.913</b>	<b>15.253</b>

**Sales of new passenger cars :  
April 2007**



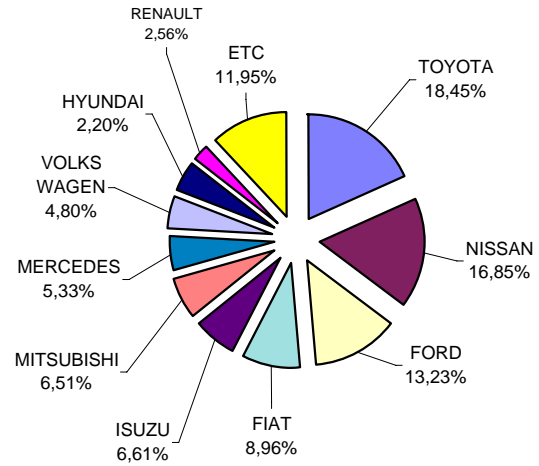
**Sales of new passenger cars :  
January - April 2007**



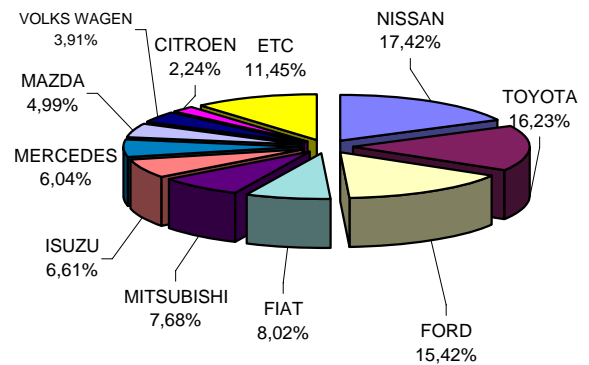
**Table 4. Sales of new and used lorries per make:  
April and January - April 2007**

Makes	Lorries			
	April		Jan - Apr.	
	New	Used	New	Used
ASTRA	7	-	8	1
AUDI	-	-	-	1
B.M.W.	-	-	-	1
CAETANO	-	-	-	1
CHEVROLET	-	-	2	6
CHRYSLER	-	2	-	6
CITROEN	35	8	198	32
DAF	15	20	57	109
DAIHATSU	-	8	-	36
DODGE	-	2	1	5
FIAT	168	35	708	145
FIAT-IVECO	-	13	4	51
FORD	248	168	1.362	716
GENERAL MOTORS	-	2	1	6
HONDA	-	-	-	1
HYUNDAI	22	7	104	33
IBC VEHICLES	-	-	-	1
IMPIANTI S.P.A.	-	-	-	1
ISUZU	124	29	584	136
IVECO MAGIRUS	4	2	25	8
IVECO SPA	12	-	69	4
KIA	-	1	-	10
LEYLAND AUSTR.	-	1	-	1
MAGIRUS	-	1	-	7
MAN	29	112	123	538
MAZDA	89	34	441	198
MERCEDES	100	758	533	3.412
MITSUBISHI	122	202	678	1.039
NISSAN	316	156	1.538	847
OAF	-	1	1	3
OPEL	45	64	182	307
PEUGEOT	14	11	58	51
PFAU	-	-	-	1
PIAGGIO	18	5	62	19
RENAULT	48	41	178	132
ROVER	-	1	-	2
SCAM SRL	-	-	-	1
SCANIA	4	38	55	192
SEAT	-	7	-	33
SIMCA	-	-	1	-
SKODA	-	29	-	91
SOVAB	2	-	7	-
SOVAM	-	-	-	2
STEYER	-	1	1	4
SUBARU	-	1	-	3
SUZUKI	4	11	10	38
TOYOTA	346	129	1.433	530
VOLKS WAGEN	90	216	345	1.036
VOLVO	13	86	61	354
WILLYS	-	1	-	1
ZASTAVA	-	-	1	-
<b>TOTAL</b>	<b>1.875</b>	<b>2.203</b>	<b>8.831</b>	<b>10.152</b>

**Sales of new lorries : April 2007**



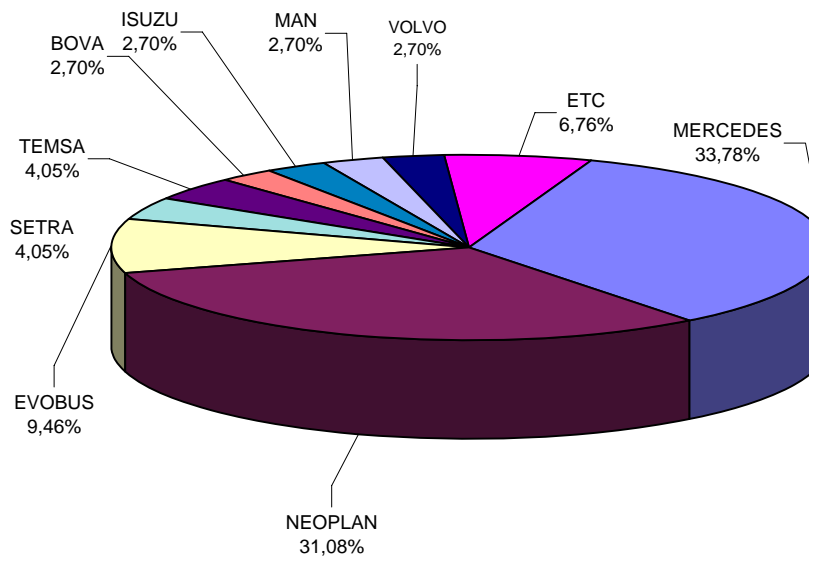
**Sales of new lorries: January - April 2007**



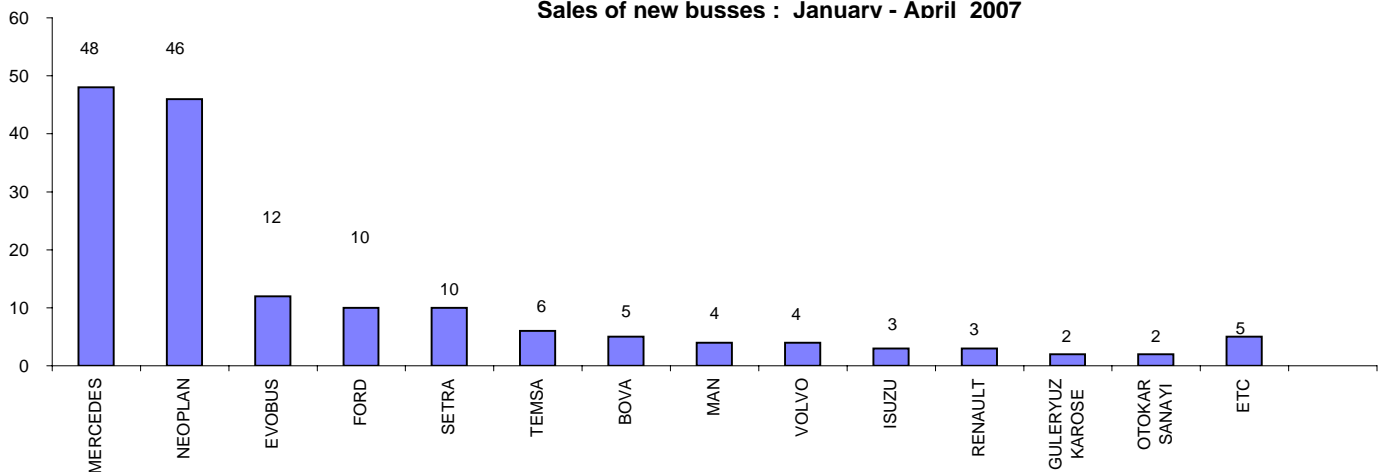
**Table 5. Sales of new and used busses per make:  
April and January - April 2007**

Makes	Busses			
	April		Jan - Apr.	
	new	used	new	used
BOVA	2	2	5	6
BUSSING	-	-	-	1
CHRYSLER	-	-	-	1
EVOBUS	7	3	12	10
FIAT	-	-	-	3
FIAT-IVECO	-	-	1	1
FORD	-	1	10	9
G.B.M. SPA	-	-	-	1
GULERYUZ KAROSE	1	-	2	-
IRISBUS	-	-	1	-
ISUZU	2	-	3	-
KASSBOHRER	-	3	-	18
MAN	2	2	4	15
MERCEDES	25	22	48	73
NEOPLAN	23	-	46	5
OPEL	-	-	-	1
OTOKAR SANAYI	1	-	2	-
RENAULT	-	-	3	-
SALVADOR CAETAN	1	-	1	-
SCANIA	-	1	-	3
SETRA	3	3	10	10
SOVAB	1	-	1	-
TEMSA	3	-	6	-
TROEGMOLLER	1	3	1	12
VOLKS WAGEN	-	-	-	1
VOLVO	2	2	4	4
<b>TOTAL</b>	<b>74</b>	<b>42</b>	<b>160</b>	<b>174</b>

**Sales of new busses: April 2007**



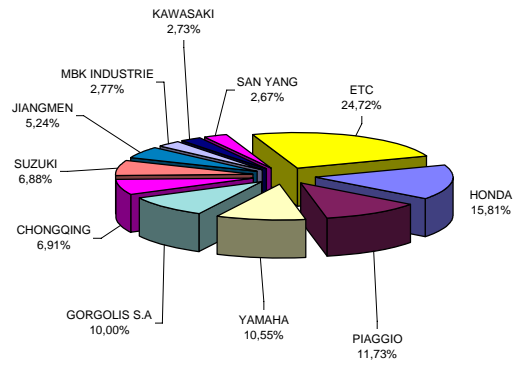
**Sales of new busses : Januarv - April 2007**



**Table 6. Sales of new and used motorcycles per make:  
April and January - April 2007**

Makes	Motorcycles			
	April		Jan - Apr.	
	new	used	new	used
ACE TRADE	-	-	7	-
AEON MOTOR	18	-	58	-
AIE MOTOR	7	-	17	-
AIXAM	1	-	3	-
AMSTRONG	-	-	5	-
APRILIA	55	9	215	17
B.M.W.	133	58	455	221
BAROSSA	-	-	1	-
BELGARDA SPA	-	-	-	3
BENELLI	-	-	1	-
BENZHOU VEHICLE	15	-	40	1
BETA MOTOR SPA	-	-	1	1
BOMBARDIER INC.	2	-	10	-
BUELL MOTORCYCL	1	-	5	-
CARAL FACTORY S	-	-	2	-
CHANGZHOU	139	-	350	1
CHINA JIALING	32	-	139	-
CHONGQING	544	1	1.672	1
CHUNFENG	40	-	90	-
CIXI KINGRING	4	-	13	-
CPI MOTOR CO	-	-	12	-
D.K.W.	-	-	-	2
DAELIM	30	1	119	1
DALL'ARA SRL	2	-	10	-
DAZON	4	-	7	-
DINLI METAL	8	-	24	1
DUCATI	19	2	78	8
EGIMOTORS	4	-	21	-
FOSTI MOTORCYCL	-	-	1	-
FUXIN MOTOR IND	1	-	1	-
G.H.E. MOTORHIS	-	-	1	-
GAS GAS	-	-	11	-
GEELY	2	-	12	-
GILERA	-	-	-	1
GORGOLIS S.A	788	2	2.496	3
GUANGZHOU	73	-	219	-
HARLEY DAVIDSON	14	4	67	13
HERCULES	-	1	-	1
HONDA	1.245	91	4.072	343
HONGDU AVIATION	-	-	1	-
HUSABERG	-	-	-	1
HYOSUNG MOTORS	6	-	22	-
JIANGMEN	413	-	1.289	3
JIANGSU	105	-	324	2
JIANSHE	1	-	1	-
JINAN QINGQI	12	-	35	1
JINCHENG	3	-	13	-
K.L. S.P.A	77	-	200	1
K.L. S.R.L.	1	-	3	-
K.T.M	73	10	272	23
KAWASAKI	215	35	773	120
KEEWAY	71	-	238	1
KWANG YANG	154	1	472	9
LIFENG GROUP CO	4	-	6	-
LONCIN GROUP	44	-	135	2
LUOYANG NORTHEM	2	-	6	-
MALAGUTI SPA	19	2	72	3
MBK INDUSTRIE	218	3	530	12
MODENAS	-	-	-	2
MOTIVE POWER	29	-	50	-
MOTO GUZZI	6	-	20	1
MOTO LAVERDA	-	-	3	-
MOTO SPA	17	-	39	-
MOTO ZETA SRL	11	-	43	-
MV AGUSTA	15	1	51	1
MZ	-	-	1	-
NACIONAL MOTOR	14	-	110	-
NANCHANG KE CHI	13	-	16	-
NANJING JINCHEN	1	-	5	-
NINGBO LONGJIA	3	-	11	-
PAOLETTI RACING	3	-	9	-
PEUGEOT	55	-	196	3
PIAGGIO	924	18	3.015	58
POLARIS	1	-	4	-
QINGQI GROUP NI	3	-	6	-
R.G.P. SRL	8	-	26	-
REINMECH CORPORA	-	-	2	-
RIEJU	3	-	3	-
ROYAL ENFIELD	2	-	3	-
SACHS	-	-	2	-
SAN YANG	210	-	682	-
SECMA	-	-	1	-
SEIM-MOTO GUZZI	-	1	-	1
SHANGHAI JIALIN	16	-	69	-
SHANGHAI JMSTAR	17	-	50	-
SHANGHAI SHENKE	2	-	2	-
SHANGHAI YIDE V	1	-	1	-
SKY TEAM	7	-	20	-
STANDARD MOTOR	-	-	1	1
SUZUKI	542	55	1.700	191
TAIWAN GOLDEN B	11	-	30	1
TAIWAN JET POWE	-	-	2	-
TAIZHO	68	-	245	-
TM RACING S.R.L	-	-	1	-
TRIUMPH	42	-	131	1
UNIVERSAL	5	-	10	-
XINGYUE GROUP C	24	-	57	1
YAMAHA	831	73	2.530	248
ZENGCHENG HAILI	91	-	288	-
ZHEJIANG	89	-	265	1
ZHONGSHAN GUOCH	43	-	228	1
ZONGSHEN INDUST	171	-	612	1
ETC	-	-	-	1
<b>TOTAL</b>	<b>7.877</b>	<b>368</b>	<b>25.167</b>	<b>1.309</b>

**Sales of new motorcycles : April 2007**



**Sales of new motorcycles : January - April 2007**

