



ΕΛΛΗΝΙΚΗ ΔΗΜΟΚΡΑΤΙΑ

ΥΠΟΥΡΓΕΙΟ ΟΙΚΟΝΟΜΙΑΣ & ΟΙΚΟΝΟΜΙΚΩΝ

MINISTRY OF ECONOMY AND FINANCE



**General Secretariat of
National Statistical
Service of Greece**

Piraeus, 5 - 4 - 2007

PRESS RELEASE

Vehicle Circulation Licences

(Provisional data)

MARCH 2007

The General Secretariat of National Statistical Service of Greece announces that during the period of January - March 2007, 106.509 road motor cars (both new and used abroad) were put into circulation for the first time, representing an increase of 4,5% compared to the corresponding period of 2006, while a 0,3% increase had been observed during the January - March 2006 period, compared to the one of 2005.

Respectively, the circulation of new motorcycles (above 50cc) amounted in 18.231 against 15.015 in 2006 representing an 21,4% increase, while a 8,8% increase had been observed during the period of January - March 2006 compared to the corresponding one of 2005.

Responsible: Konstantinos Menexes

Phone : (0030) 210 4852500

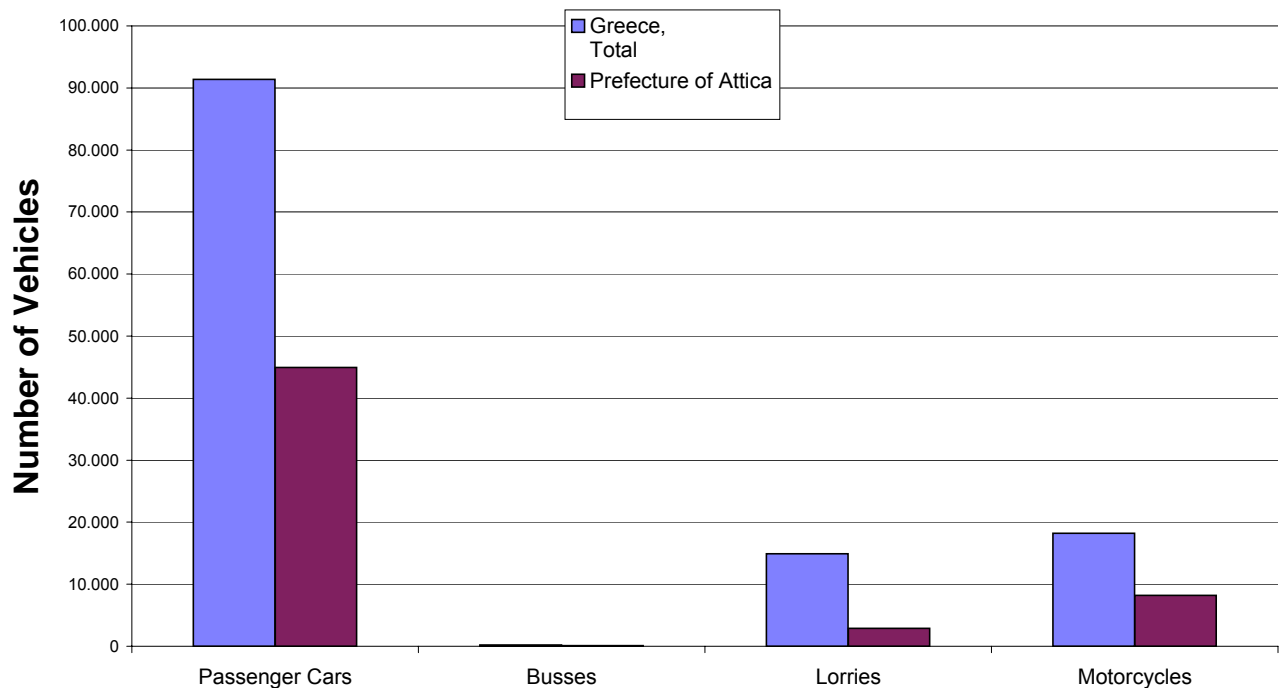
FAX : (0030) 210 4852496

e-mail : menexesk@statistics.gr

**Table 1: Road motor vehicles, both new and used, put into circulation for the first time in Greece: :
2005 - 2007**

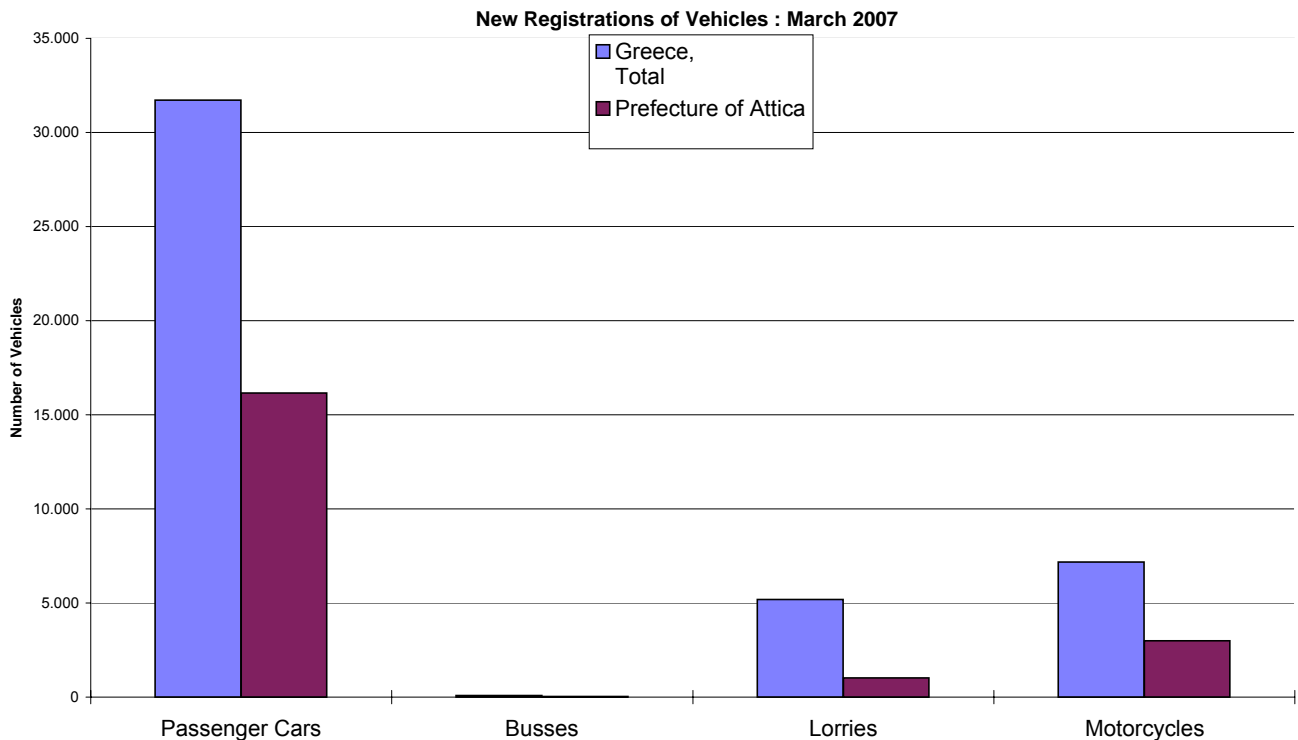
Category of Road Motor Vehicles	January - March						Change (%)			
	2007		2006		2005		2007/2006		2006/2005	
	Total	Used	Total	Used	Total	Used	Total	Used	Total	Used
Greece, total										
Road Motor Vehicles, total	124.740	21.106	116.967	19.331	115.483	18.133	6,6	9,2	1,3	6,6
1. Road motor cars	106.509	20.165	101.952	18.479	101.688	17.207	4,5	9,1	0,3	7,4
Passenger Cars	91.386	12.084	86.655	10.697	87.232	9.524	5,5	13,0	-0,7	12,3
Busses	218	132	320	160	258	136	-31,9	-17,5	24,0	17,6
Lorries	14.905	7.949	14.977	7.622	14.198	7.547	-0,5	4,3	5,5	1,0
2. Motorcycles > 50 cc	18.231	941	15.015	852	13.795	926	21,4	10,4	8,8	-8,0
Prefecture of Attica										
Road Motor Vehicles, total	56.101	5.802	52.621	5.607	52.392	5.392	6,6	3,5	0,4	4,0
1. Road motor cars	47.906	5.523	45.516	5.282	45.568	5.032	5,3	4,6	-0,1	5,0
Passenger Cars	44.936	4.292	42.602	4.088	42.857	3.827	5,5	5,0	-0,6	6,8
Busses	83	33	117	43	92	23	-29,1	-23,3	27,2	87,0
Lorries	2.887	1.198	2.797	1.151	2.619	1.182	3,2	4,1	6,8	-2,6
2. Motorcycles > 50 cc	8.195	279	7.105	325	6.824	360	15,3	-14,2	4,1	-9,7

New Registrations of Vehicles : January - March 2007



**Table 2: Road Motor vehicles, both new and used, put into circulation for the first time in Greece :
2005 - 2007**

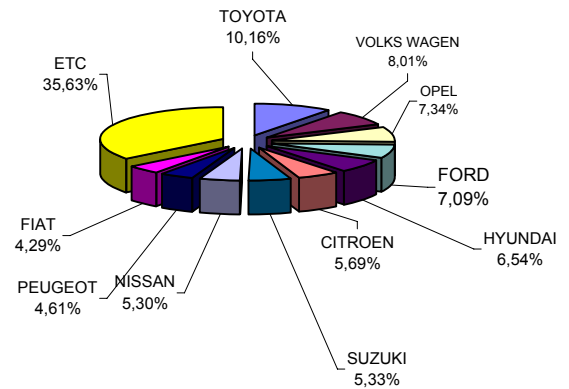
Category of Road Motor Vehicles	March						Change (%)			
	2007		2006		2005		2007/2006		2006/2005	
	Total	Used	Total	Used	Total	Used	Total	Used	Total	Used
Greece, total										
Road Motor Vehicles, total	44.169	7.126	40.067	6.387	38.885	5.955	10,2	11,6	3,0	7,3
1. Road motor cars	36.995	6.769	33.528	6.007	33.354	5.578	10,3	12,7	0,5	7,7
Passenger Cars	31.722	3.936	28.371	3.324	28.590	3.101	11,8	18,4	-0,8	7,2
Busses	79	44	137	83	97	52	-42,3	-47,0	41,2	59,6
Lorries	5.194	2.789	5.020	2.600	4.667	2.425	3,5	7,3	7,6	7,2
2. Motorcycles > 50 cc	7.174	357	6.539	380	5.531	377	9,7	-6,1	18,2	0,8
Prefecture of Attica										
Road Motor Vehicles, total	20.190	1.986	18.726	1.933	18.313	1.845	7,8	2,7	2,3	4,8
1. Road motor cars	17.202	1.884	15.721	1.791	15.659	1.706	9,4	5,2	0,4	5,0
Passenger Cars	16.157	1.441	14.715	1.328	14.719	1.281	9,8	8,5	0,0	3,7
Busses	27	9	46	24	31	9	-41,3	-62,5	48,4	166,7
Lorries	1.018	434	960	439	909	416	6,0	-1,1	5,6	5,5
2. Motorcycles > 50 cc	2.988	102	3.005	142	2.654	139	-0,6	-28,2	13,2	2,2



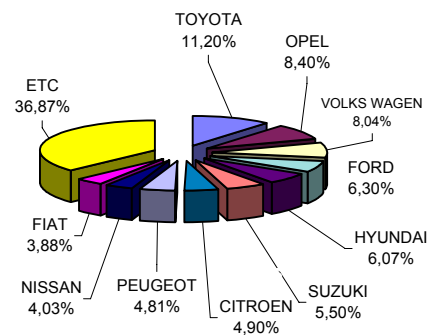
**Table 3. Sales of new and used passenger cars per make:
March and January - March 2007**

Makes	Passenger cars			
	March		Jan - Mar.	
	New	Used	New	Used
ADRIA	3	-	4	-
ALFA ROMEO	206	11	521	28
ASIA	-	-	-	1
ASTON MARTIN	-	1	-	3
AUDI	570	278	1.384	898
AUTOCARABANS - RIMOR SPA	1	1	1	2
B.M.W.	906	661	2.619	2.080
BENTLEY	1	1	7	2
CADILLAC	-	-	-	1
CHEVROLET	760	3	1.772	7
CHRYSLER JEEP	280	43	848	173
CITROEN	1.581	13	3.888	49
DAEWOO	-	2	1	7
DAIHATSU	426	26	1.504	90
DATSUN	-	-	-	1
DODGE	80	-	195	-
FERRARI	2	4	5	6
FIAT	1.192	55	3.078	147
FORD	1.970	56	4.996	165
GENERAL MOTORS	16	5	41	16
GREAT WALL MOTO	1	-	1	-
HOBBY WOHNWAGEN	1	-	1	-
HONDA	548	187	1.729	564
HYMER AG	2	0	6	0
HYUNDAI	1.817	6	4.813	36
I.V.R.S.R.L	-	-	1	-
ISUZU	-	-	-	3
JAGUAR	38	18	88	64
JIANGLING LANDW	2	2	12	2
KIA	660	7	2.411	15
LADA	65	-	234	1
LAMBORGHINI	-	1	-	1
LANCIA	134	3	344	39
LAND ROVER MAZDA	1	7	1	28
LOTUS	2	-	2	1
MASERATI	1	2	3	6
MAZDA	491	37	1.368	102
MC LOUIS SPA	-	-	1	-
MERCEDES	861	1.148	2.272	3.451
MG	-	-	-	1
MINI	437	34	1.650	91
MORGAN	-	-	1	-
N.S.U.	-	-	-	1
NISSAN	1.473	43	3.198	129
OPEL	2.040	122	6.664	385
PEUGEOT	1.282	25	3.811	81
PORSCHE	70	67	150	195
RELIANT	-	1	-	1
RENAULT	467	25	1.756	88
ROLCS ROYCE	-	-	-	1
ROVER	62	18	137	62
SAAB	133	9	390	32
SEA S.P.A	1	-	3	-
SEAT	903	10	2.817	33
SKODA	1.118	4	3.018	17
SMART	80	514	300	1.464
SSANGYONG	32	-	88	1
SUBARU	207	14	634	45
SUZUKI	1.482	72	4.358	228
TOYOTA	2.823	136	8.878	421
TRIGANO	4	-	12	-
VAUXHALL	-	-	-	1
VOLKS WAGEN	2.225	251	6.379	783
VOLVO	329	13	907	33
ETC	-	-	-	2
TOTAL	27.786	3.936	79.302	12.084

**Sales of new passenger cars :
March 2007**



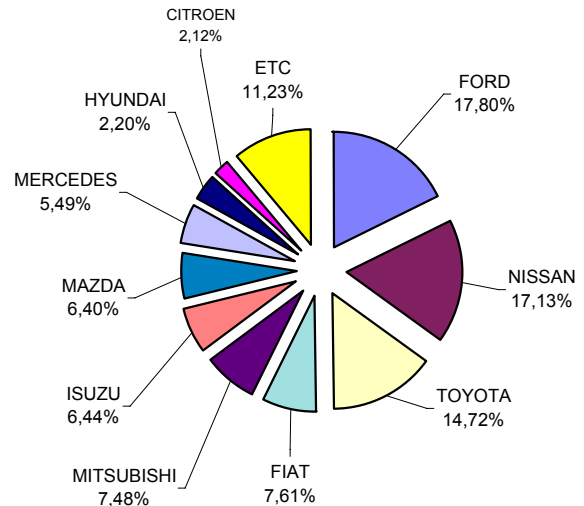
**Sales of new passenger cars :
January - March 2007**



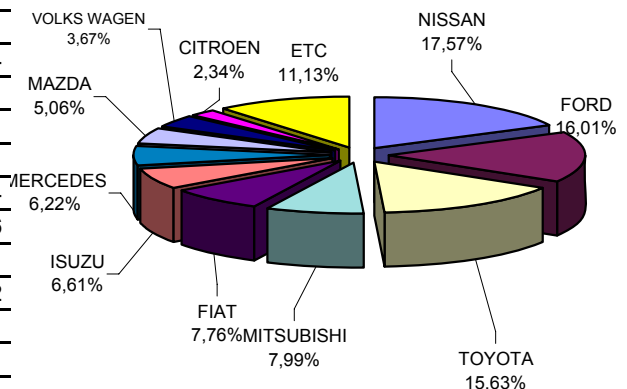
**Table 4. Sales of new and used lorries per make:
March and January - March 2007**

Makes	Lorries			
	March		Jan - Mar.	
	New	Used	New	Used
ASTRA	-	1	1	1
AUDI	-	1	-	1
B.M.W.	-	-	-	1
CAETANO	-	1	-	1
CHEVROLET	-	1	2	6
CHRYSLER	-	1	-	4
CITROEN	51	9	163	24
DAF	11	35	42	89
DAIHATSU	-	8	-	28
DODGE	-	1	1	3
FIAT	183	49	540	110
FIAT-IVECO	1	16	4	38
FORD	428	193	1.114	548
GENERAL MOTORS	-	-	1	4
HONDA	-	-	-	1
HYUNDAI	30	7	82	26
IBC VEHICLES	-	-	-	1
IMPIANTI S.P.A.	-	1	-	1
ISUZU	155	30	460	107
IVECO MAGIRUS	13	4	21	6
IVECO SPA	27	2	57	4
KIA	-	1	-	9
MAGIRUS	-	1	-	6
MAN	27	156	94	426
MAZDA	154	55	352	164
MERCEDES	132	954	433	2.654
MITSUBISHI	180	279	556	837
NISSAN	412	231	1.222	691
OAF	-	2	1	2
OPEL	45	88	137	243
PEUGEOT	8	16	44	40
PFAU	-	-	-	1
PIAGGIO	19	6	44	14
RENAULT	45	31	130	91
ROVER	-	1	-	1
SCAM SRL	-	1	-	1
SCANIA	19	47	51	154
SEAT	-	8	-	26
SIMCA	-	-	1	-
SKODA	-	18	-	62
SOVAB	3	-	5	-
SOVAM	-	-	-	1
SOVAM	-	1	-	1
STEYER	1	1	1	3
SUBARU	-	-	-	2
SUZUKI	2	7	6	27
TOYOTA	354	131	1.087	401
VOLKS WAGEN	86	286	255	820
VOLVO	19	108	48	268
ZASTAVA	-	-	1	-
TOTAL	2.405	2.789	6.956	7.949

Sales of new lorries : March 2007

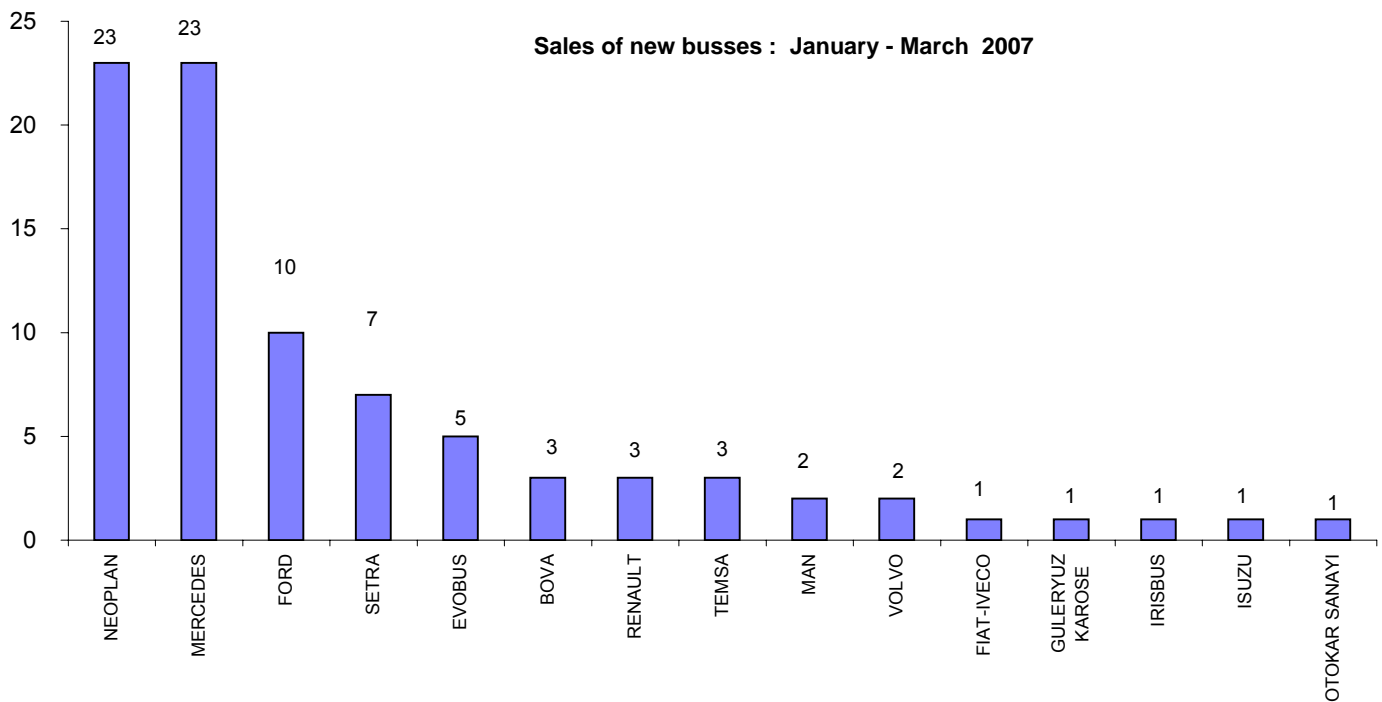
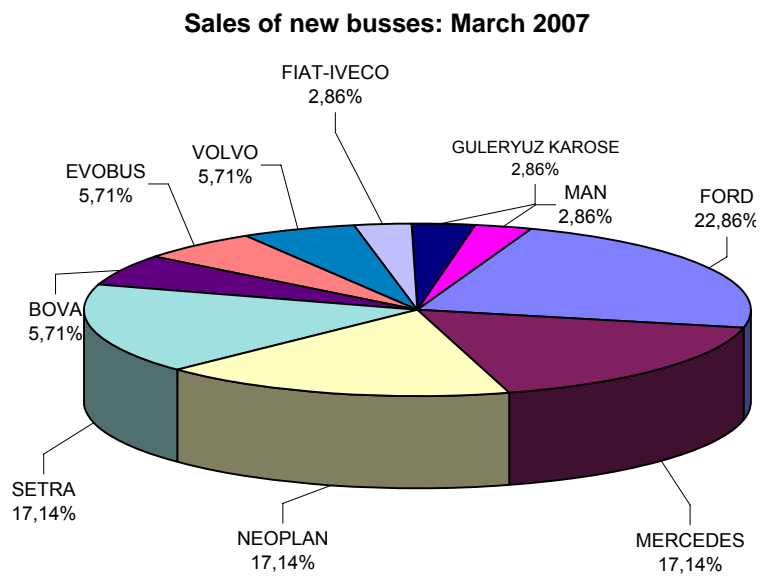


Sales of new lorries: January - March 2007



**Table 5. Sales of new and used busses per make:
March and January - March 2007**

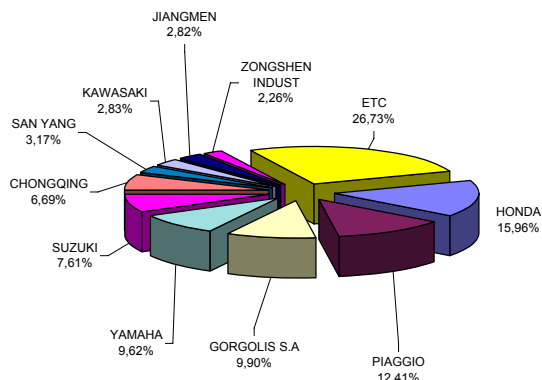
Makes	Busses			
	March		Jan - Mar.	
	new	used	new	used
BOVA	2	1	3	4
BUSSING	-	1	-	1
CHRYSLER	-	1	-	1
EVOBUS	2	3	5	7
FIAT	-	1	-	3
FIAT-IVECO	1	0	1	1
FORD	8	3	10	8
G.B.M. SPA	-	1	-	1
GULERYUZ KAROSE	1	-	1	-
IRISBUS	-	-	1	-
ISUZU	-	-	1	-
KASSBOHRER	-	5	-	15
MAN	1	5	2	13
MERCEDES	6	12	23	51
NEOPLAN	6	1	23	5
OPEL	-	-	-	1
OTOKAR SANAYI	-	-	1	-
RENAULT	-	-	3	-
SCANIA	-	2	-	2
SETRA	6	1	7	7
TEMSA	-	-	3	-
TROEGMOLLER	-	4	-	9
VOLKS WAGEN	-	1	-	1
VOLVO	2	2	2	2
TOTAL	35	44	86	132



**Table 6. Sales of new and used motorcycles per make:
March and January - March 2007**

Makes	Motorcycles			
	March		Jan - Mar.	
	new	used	new	used
ACE TRADE	6	-	7	-
AEON MOTOR	19	-	40	-
AIE MOTOR	7	-	10	-
AIXAM	1	-	2	-
AMSTRONG	4	-	5	-
APRILIA	68	6	160	8
B.M.W.	133	73	322	163
BAROSSA	1	-	1	-
BELGARDA SPA	-	1	-	3
BENELLI	1	-	1	-
BENZHOU VEHICLE	9	-	25	1
BETA MOTOR SPA	-	-	1	1
BOMBARDIER INC.	3	-	8	-
BUELL MOTORCYCL	1	-	4	-
CARAL FACTORY S	-	-	2	-
CHANGZHOU	90	-	211	1
CHINA JIALING	31	-	107	-
CHONGQING	456	-	1.128	-
CHUNFENG	31	-	50	-
CIXI KINGRING	2	-	9	-
CPI MOTOR CO	3	-	12	-
D.K.W.	-	-	-	2
DAELIM	47	-	89	-
DALL'ARA SRL	3	-	8	-
DAZON	1	-	3	-
DINLI METAL	5	-	16	1
DUCATI	20	3	59	6
EGIMOTORS	7	-	17	-
FOSTI MOTORCYCL	1	-	1	-
G.H.E. MOTORHIS	1	-	1	-
GAS GAS	7	-	11	-
GEELY	3	-	10	-
GILERA	-	-	-	1
GORGOLIS S.A	675	1	1.708	1
GUANGZHOU	53	-	146	-
HARLEY DAVIDSON	26	3	53	9
HONDA	1.088	99	2.827	252
HONGDU AVIATION	1	-	1	-
HUSABERG	-	1	-	1
HYOSUNG MOTORS	5	-	16	-
JIANGMEN	192	-	876	3
JIANGSU	107	2	219	2
JINAN QINGQI	13	-	23	1
JINCHENG	4	-	10	-
K.L. S.P.A	75	-	123	1
K.L. S.R.L.	1	-	2	-
K.T.M	92	4	199	13
KAWASAKI	193	34	558	85
KEEWAY	63	-	167	1
KWANG YANG	134	-	318	8
LIFENG GROUP CO	2	-	2	-
LONCIN GROUP	27	2	91	2
LUOYANG NORTHEM	4	-	4	-
MALAGUTI SPA	23	-	53	1
MBK INDUSTRIE	140	3	312	9
MODENAS	-	-	-	2
MOTIVE POWER	12	-	21	-
MOTO GUZZI	4	-	14	1
MOTO LAVERDA	-	-	3	-
MOTO SPA	6	-	22	-
MOTO ZETA SRL	12	-	32	-
MV AGUSTA	12	-	36	-
MZ	-	-	1	-
NACIONAL MOTOR	27	-	96	-
NANCHANG KE CHI	1	-	3	-
NANJING JINCHEN	2	-	4	-
NINGBO LONGJIA	3	-	8	-
PAOLETTI RACING	5	-	6	-
PEUGEOT	62	-	141	3
PIAGGIO	846	15	2.091	40
POLARIS	1	-	3	-
QINGQI GROUP NI	1	-	3	-
R.G.P. SRL	9	-	18	-
REINMECH CORPOR	-	-	2	-
ROYAL ENFIELD	-	-	1	-
SACHS	-	-	2	-
SAN YANG	216	-	472	-
SECMA	1	-	1	-
SHANGHAI JIALIN	15	-	53	-
SHANGHAI JMSTAR	18	-	33	-
SKY TEAM	9	-	13	-
STANDARD MOTOR	-	-	1	1
SUZUKI	519	50	1.158	136
TAIWAN GOLDEN B	7	1	19	1
TAIWAN JET POWE	-	-	2	-
TAIZHOU	59	-	177	-
TM RACING S.R.L	-	-	1	-
TRIUMPH	47	1	89	1
UNIVERSAL	2	-	5	-
XINGYUE GROUP C	11	-	33	1
YAMAHA	656	56	1.699	175
ZENGCHENG HAILI	80	-	197	-
ZHEJIANG	91	-	176	1
ZHONGSHAN GUOCH	50	-	185	1
ZONGSHEN INDUST	154	1	441	1
ETC	-	1	-	1
TOTAL	6.817	357	17.290	941

Sales of new motorcycles : March 2007



Sales of new motorcycles : January - March 2007

