



ΕΛΛΗΝΙΚΗ ΔΗΜΟΚΡΑΤΙΑ

ΥΠΟΥΡΓΕΙΟ ΟΙΚΟΝΟΜΙΑΣ & ΟΙΚΟΝΟΜΙΚΩΝ

MINISTRY OF ECONOMY AND FINANCE



**General Secretariat of  
National Statistical  
Service of Greece**

Piraeus, 5 - 3 - 2007

# PRESS RELEASE

## Vehicle Circulation Licences

(Provisional data)

**FEBRUARY 2007**

The General Secretariat of National Statistical Service of Greece announces that during the period of January - February 2007, 69.514 road motor cars (both new and used abroad) were put into circulation for the first time, representing an increase of 1,6% compared to the corresponding period of 2006, while a 0,1% increase had been observed during the January - February 2006 period, compared to the one of 2005.

Respectively, the circulation of new motorcycles (above 50cc) amounted in 11.057 against 8.476 in 2006 representing an 30,5% increase, while a 2,6% increase had been observed during the period of January - February 2006 compared to the corresponding one of 2005.

Responsible: Konstantinos Menexes

Phone : (0030) 210 4852500

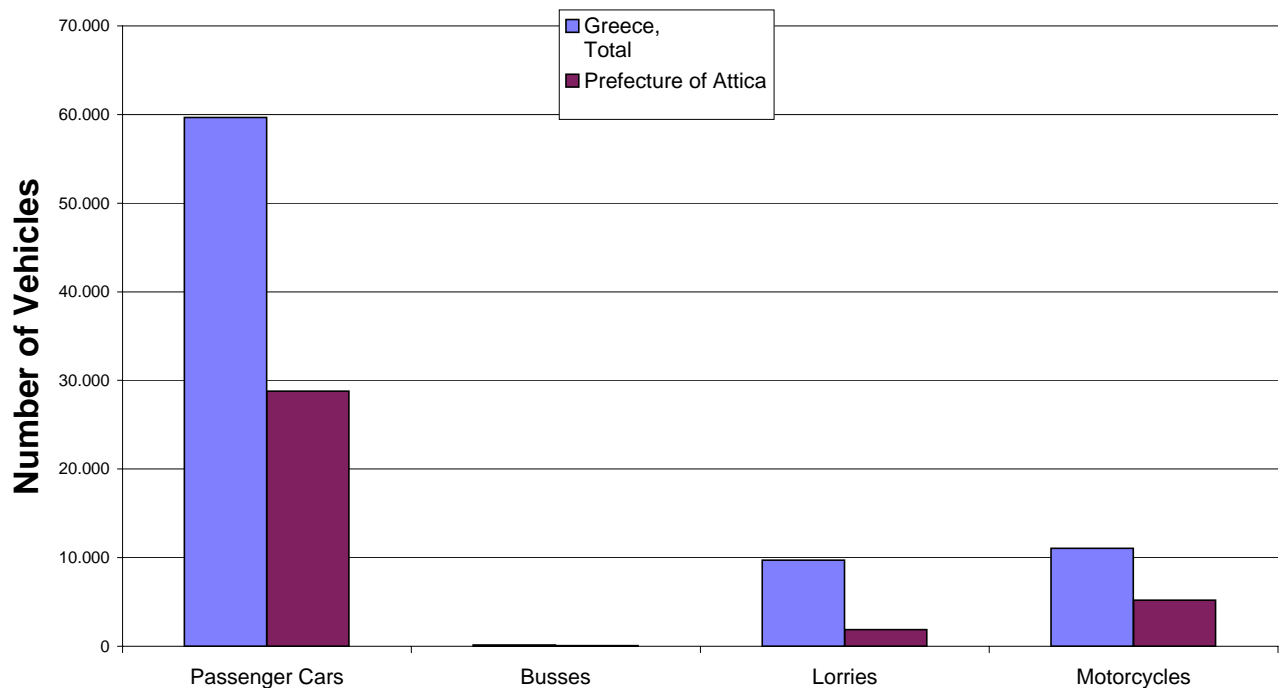
FAX : (0030) 210 4852496

e-mail : menexesk@statistics.gr

**Table 1: Road motor vehicles, both new and used, put into circulation for the first time in Greece: :  
2005 - 2007**

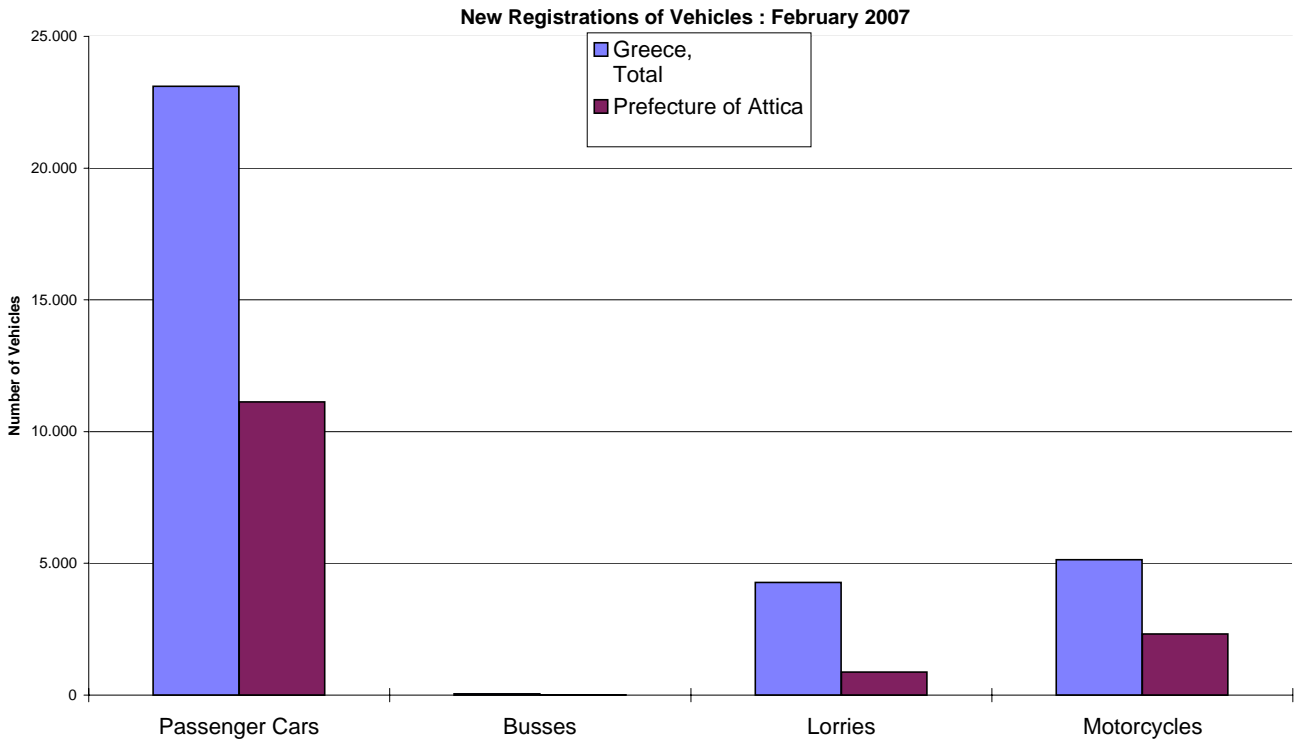
Category of Road Motor Vehicles	January - February						Change (%)			
	2007		2006		2005		2007/2006		2006/2005	
	Total	Used	Total	Used	Total	Used	Total	Used	Total	Used
<b>Greece, total</b>										
<b>Road Motor Vehicles, total</b>	<b>80.571</b>	<b>13.980</b>	<b>76.900</b>	<b>12.944</b>	<b>76.598</b>	<b>12.178</b>	<b>4,8</b>	<b>8,0</b>	<b>0,4</b>	<b>6,3</b>
<b>1. Road motor cars</b>	<b>69.514</b>	<b>13.396</b>	<b>68.424</b>	<b>12.472</b>	<b>68.334</b>	<b>11.629</b>	<b>1,6</b>	<b>7,4</b>	<b>0,1</b>	<b>7,2</b>
Passenger Cars	59.664	8.148	58.284	7.373	58.642	6.423	2,4	10,5	-0,6	14,8
Busses	139	88	183	77	161	84	-24,0	14,3	13,7	-8,3
Lorries	9.711	5.160	9.957	5.022	9.531	5.122	-2,5	2,7	4,5	-2,0
<b>2. Motorcycles &gt; 50 cc</b>	<b>11.057</b>	<b>584</b>	<b>8.476</b>	<b>472</b>	<b>8.264</b>	<b>549</b>	<b>30,5</b>	<b>23,7</b>	<b>2,6</b>	<b>-14,0</b>
<b>Prefecture of Attica</b>										
<b>Road Motor Vehicles, total</b>	<b>35.911</b>	<b>3.816</b>	<b>33.895</b>	<b>3.674</b>	<b>34.079</b>	<b>3.547</b>	<b>5,9</b>	<b>3,9</b>	<b>-0,5</b>	<b>3,6</b>
<b>1. Road motor cars</b>	<b>30.704</b>	<b>3.639</b>	<b>29.795</b>	<b>3.491</b>	<b>29.909</b>	<b>3.326</b>	<b>3,1</b>	<b>4,2</b>	<b>-0,4</b>	<b>5,0</b>
Passenger Cars	28.779	2.851	27.887	2.760	28.138	2.546	3,2	3,3	-0,9	8,4
Busses	56	24	71	19	61	14	-21,1	26,3	16,4	35,7
Lorries	1.869	764	1.837	712	1.710	766	1,7	7,3	7,4	-7,0
<b>2. Motorcycles &gt; 50 cc</b>	<b>5.207</b>	<b>177</b>	<b>4.100</b>	<b>183</b>	<b>4.170</b>	<b>221</b>	<b>27,0</b>	<b>-3,3</b>	<b>-1,7</b>	<b>-17,2</b>

**New Registrations of Vehicles : January - February 2007**



**Table 2: Road Motor vehicles, both new and used, put into circulation for the first time in Greece :  
2005 - 2007**

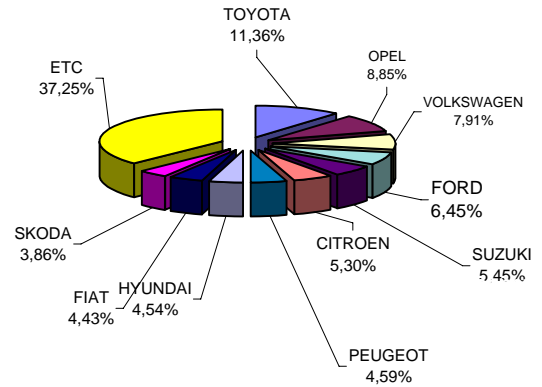
Category of Road Motor Vehicles	February						Change (%)			
	2007		2006		2005		2007/2006		2006/2005	
	Total	Used	Total	Used	Total	Used	Total	Used	Total	Used
<b>Greece, total</b>										
<b>Road Motor Vehicles, total</b>	<b>32.562</b>	<b>5.819</b>	<b>32.903</b>	<b>5.681</b>	<b>31.043</b>	<b>5.251</b>	<b>-1,0</b>	<b>2,4</b>	<b>6,0</b>	<b>8,2</b>
<b>1. Road motor cars</b>	<b>27.427</b>	<b>5.590</b>	<b>28.901</b>	<b>5.473</b>	<b>27.587</b>	<b>5.017</b>	<b>-5,1</b>	<b>2,1</b>	<b>4,8</b>	<b>9,1</b>
Passenger Cars	23.101	3.262	24.182	3.057	23.128	2.639	-4,5	6,7	4,6	15,8
Busses	47	30	94	43	62	33	-50,0	-30,2	51,6	30,3
Lorries	4.279	2.298	4.625	2.373	4.397	2.345	-7,5	-3,2	5,2	1,2
<b>2. Motorcycles &gt; 50 cc</b>	<b>5.135</b>	<b>229</b>	<b>4.002</b>	<b>208</b>	<b>3.456</b>	<b>234</b>	<b>28,3</b>	<b>10,1</b>	<b>15,8</b>	<b>-11,1</b>
<b>Prefecture of Attica</b>										
<b>Road Motor Vehicles, total</b>	<b>14.347</b>	<b>1.565</b>	<b>14.963</b>	<b>1.636</b>	<b>13.757</b>	<b>1.596</b>	<b>-4,1</b>	<b>-4,3</b>	<b>8,8</b>	<b>2,5</b>
<b>1. Road motor cars</b>	<b>12.025</b>	<b>1.497</b>	<b>13.017</b>	<b>1.556</b>	<b>11.991</b>	<b>1.499</b>	<b>-7,6</b>	<b>-3,8</b>	<b>8,6</b>	<b>3,8</b>
Passenger Cars	11.131	1.130	12.055	1.187	11.115	1.103	-7,7	-4,8	8,5	7,6
Busses	17	9	35	10	24	6	-51,4	-10,0	45,8	66,7
Lorries	877	358	927	359	852	390	-5,4	-0,3	8,8	-7,9
<b>2. Motorcycles &gt; 50 cc</b>	<b>2.322</b>	<b>68</b>	<b>1.946</b>	<b>80</b>	<b>1.766</b>	<b>97</b>	<b>19,3</b>	<b>-15,0</b>	<b>10,2</b>	<b>-17,5</b>



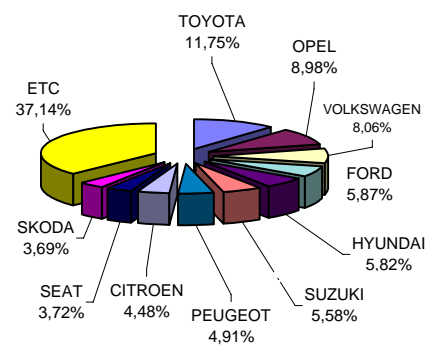
**Table 3. Sales of new and used passenger cars per make:  
February and January - February 2007**

Makes	Passenger cars			
	February		Jan - Feb.	
	New	Used	New	Used
ADRIA	-	-	1	-
ALFA ROMEO	144	9	315	17
AUDI	403	250	814	618
AUTOCARAVANS RI	-	-	-	1
B.M.W	756	564	1.713	1.419
BENTLEY	1	1	6	1
CADILLAC	-	1	-	1
CAMI AUTOMOTIVE	-	5	-	10
CHEVROLET	414	1	1.012	4
CHRYSLER	219	38	568	122
CITROEN	1.052	15	2.307	36
DAEWOO	-	2	1	5
DODGE	44	-	115	-
DAIHATSU	407	22	1.078	64
FERRARI	2	1	3	2
FIAT	879	37	1.886	92
FORD	1.280	49	3.026	109
GENERAL MOTORS	14	4	25	13
HONDA	461	156	1.181	377
HYMER AG	2	-	4	-
HYUNDAI	901	12	2.996	30
I.V.R.S.R.L	-	-	1	-
ISUZU	-	-	-	3
JAGUAR	20	19	50	46
JEEP	-	1	0	8
JIANGLING LANDW	2	-	10	-
KIA	535	4	1.751	8
LADA	56	1	169	1
LANCIA	80	9	210	36
LAND ROVER	43	13	74	35
LOTUS	-	-	-	1
MASERATI	1	-	2	4
MAZDA	362	26	877	65
MERCEDES	521	907	1.411	2.303
MG	-	-	-	1
MINI	492	19	1.213	57
MORGAN MOTOR CO	-	-	1	-
NISSAN	662	35	1.725	87
OPEL	1.755	88	4.624	261
PEUGEOT	911	21	2.529	56
PORSCHE	31	60	80	128
RENAULT	503	25	1.289	63
ROLLS ROYCE	-	-	-	1
ROVER	-	8	1	30
SAAB	109	12	257	23
SEA S.P.A	2	-	2	-
SEAT	675	6	1.914	23
SKODA	765	3	1.900	13
SMART	78	422	220	950
SSANGYONG MOTOR	27	1	56	1
SUBARU	153	16	427	31
SUZUKI	1.081	53	2.876	146
TOYOTA	2.254	108	6.055	285
TRIGANO SPA	4	-	8	-
VOLKSWAGEN	1.570	224	4.154	532
VOLVO	168	7	578	20
ETC	-	7	1	9
<b>TOTAL</b>	<b>19.839</b>	<b>3.262</b>	<b>51.516</b>	<b>8.148</b>

**Sales of new passenger cars :  
February 2007**



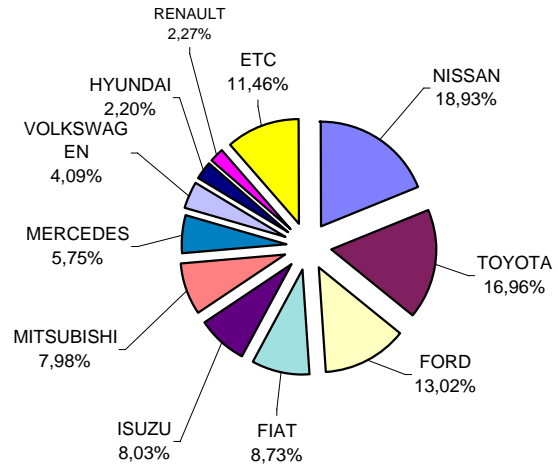
**Sales of new passenger cars :  
January - February 2007**



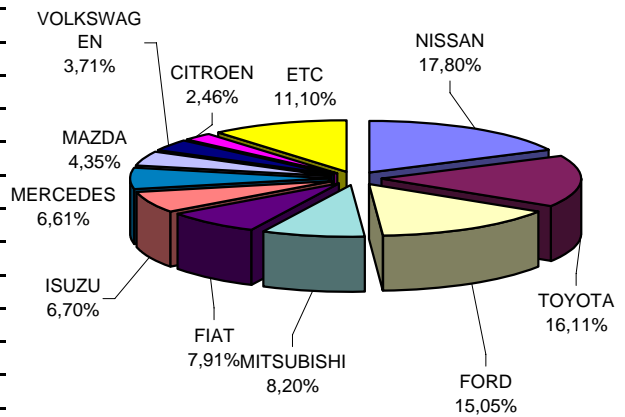
**Table 4. Sales of new and used lorries per make:  
February and January - February 2007**

Makes	Lorries			
	February		Jan - Feb.	
	New	Used	New	Used
ASTRA	1	-	1	-
B.M.W	-	1	-	1
CADILLAC	-	-	-	1
CHEVROLET	-	4	2	5
CHRYSLER	-	1	-	3
CITROEN	55	7	112	15
DAF	18	23	32	54
DAIHATSU	-	13	-	20
DODGE	-	1	1	2
FIAT	173	36	360	83
FORD	258	147	685	355
FORD OTOMOTIV S	1	-	1	-
HONDA	-	1	-	1
HYUNDAI	19	8	52	19
ISUZU	159	34	305	77
IVECO MAGIRUS	4	3	8	5
IVECO SPA	26	-	30	2
KIA	-	4	-	8
MAGIRUS	-	1	-	2
MAN	29	129	67	270
MAZDA	35	44	198	109
MERCEDES	114	779	301	1.700
MITSUBISHI	158	174	373	423
MMC SITIPOL	1	48	3	135
NISSAN	375	197	810	460
OPEL	39	71	93	159
PEUGEOT	11	12	36	24
PIAGGIO	12	3	25	8
RENAULT	45	34	85	60
SCANIA	10	48	32	107
SEAT	-	9	-	18
SKODA	-	24	-	44
SOVAM	-	-	-	1
STEYER	-	1	-	2
SUBARU	-	1	-	2
SUZUKI	1	9	4	20
TOYOTA	336	111	733	270
VOLKSWAGEN	81	239	169	534
VOLVO	18	81	29	160
ZASTAVA KAMIONI	-	-	1	-
ETC	2	-	3	1
<b>TOTAL</b>	<b>1.981</b>	<b>2.298</b>	<b>4.551</b>	<b>5.160</b>

**Sales of new lorries : February 2007**

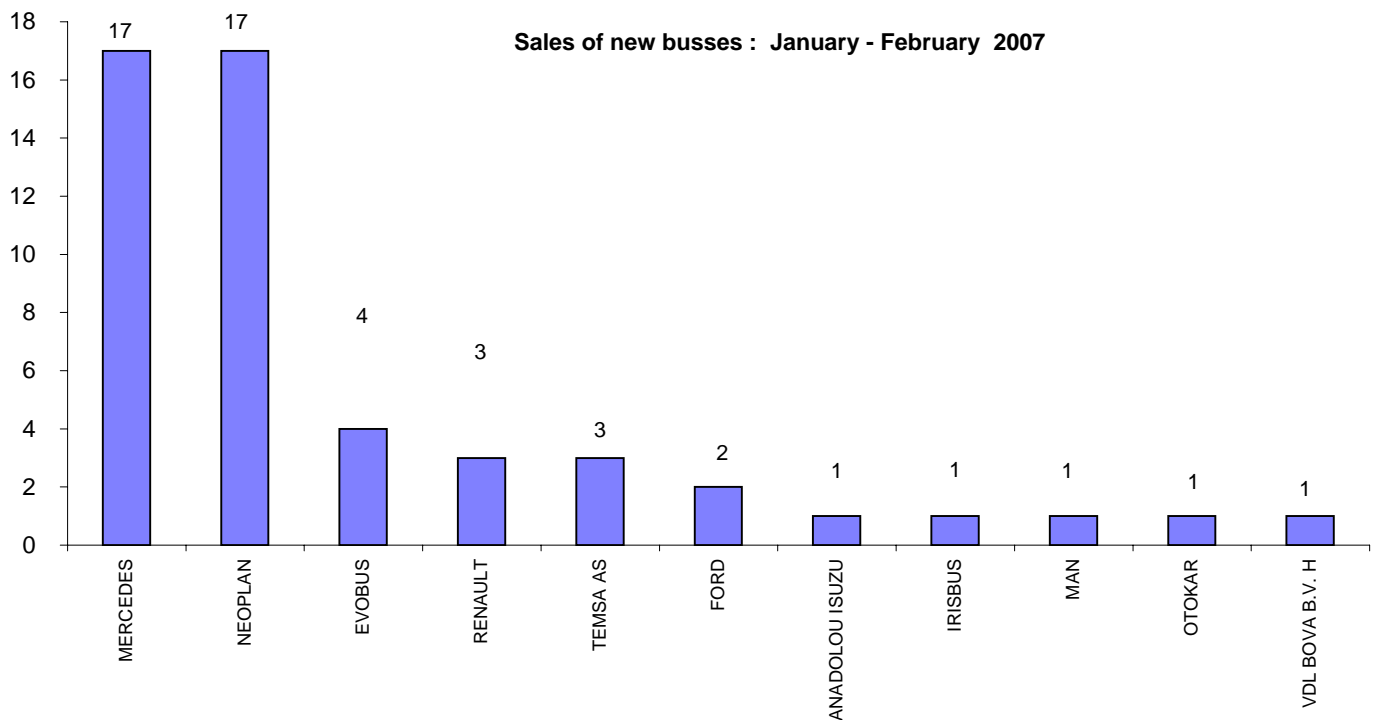
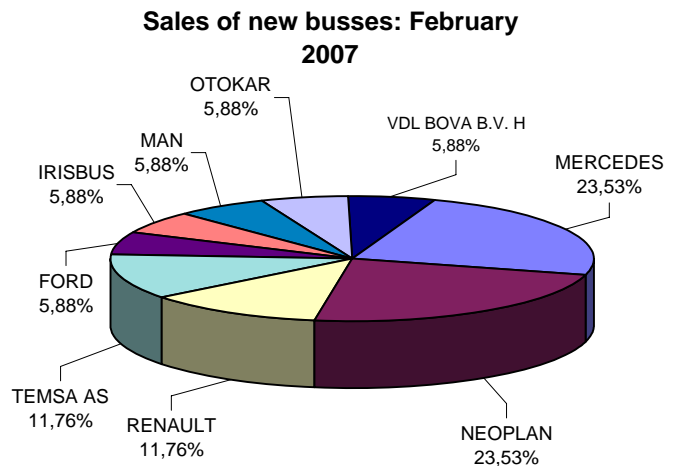


**Sales of new lorries: January - February 2007**



**Table 5. Sales of new and used busses per make:  
February and January - February 2007**

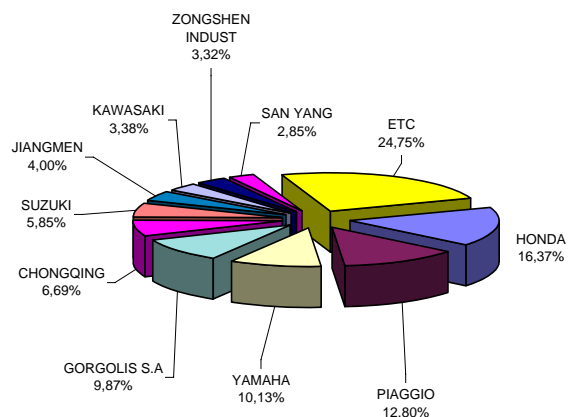
Makes	Busses			
	February		Jan - Feb.	
	new	used	new	used
ANADOLU ISUZU	-	-	1	-
BOVA	-	1	-	3
EVOBUS	-	4	4	10
FIAT	-	1	-	3
FORD	1	3	2	5
IRISBUS	1	-	1	-
KASSBOHRER	-	7	-	10
MAN	1	1	1	8
MERCEDES	4	7	17	39
NEOPLAN	4	1	17	4
OPEL	-	1	-	1
OTOKAR	1	-	1	-
RENAULT	2	-	3	-
SETRA	-	4	-	5
TEMSA AS	2	-	3	-
VDL BOVA B.V. H	1	-	1	-
<b>TOTAL</b>	<b>17</b>	<b>30</b>	<b>51</b>	<b>88</b>



**Table 6. Sales of new and used motorcycles per make:  
February and January - February 2007**

Makes	Motorcycles			
	February		Jan - Feb.	
	new	used	new	used
ACE TRADE	1	-	1	-
AEON MOTOR	9	-	21	-
AIE MOTOR	1	-	3	-
AIXAM	1	-	1	-
AMSTRONG	1	-	1	-
APRILIA	44	1	92	2
B.M.W.	94	32	189	90
BELGARDA	-	2	-	2
BENZHO VEHICLE	7	-	16	1
BETAMOTOR SPA	1	1	1	1
BOMBARDIER INC.	1	-	5	-
BUELL MOTORCYCL	-	-	3	-
C.P.I. MOTOR CO	1	-	5	-
CARAL FACTORY S	-	-	2	-
CHANGZHOU	51	1	121	1
CHINA JIALING	43	-	76	-
CHONGQING	328	-	672	-
CHUNFENG	9	-	19	-
CIXI KINGRING	4	-	7	-
CPI MOTOR CO	2	-	4	-
D.K.W.	0	2	-	2
DAELIM	15	-	42	-
DALL'ARA SRL	-	-	5	-
DAZON	1	-	2	-
DINLI METAL	2	-	11	1
DUCATI	20	1	39	3
EGIMOTORS	3	-	10	-
GAS GAS	3	-	4	-
GEELY GROUP	4	-	7	-
GILERA	-	-	-	1
GORGOLIS S.A	484	-	1.033	-
GUANGZHOU	49	-	93	-
HARLEY DAVIDSON	10	3	27	6
HONDA	803	50	1.739	153
HYOSUNG MOTORS	5	-	11	-
JIANGMEN	196	1	684	3
JIANGSU	51	-	112	-
JINAN QINGQI	9	-	10	1
JINCHENG	3	-	6	-
K.L. S.P.A	26	1	48	1
K.L. S.R.L.	-	-	1	-
K.T.M	59	6	107	9
KAWASAKI	166	23	365	51
KEEWAY	50	-	104	1
KWANG YANG	100	-	184	8
LONCIN GROUP	40	-	64	-
MALAGUTI SPA	15	-	30	1
MBK INDUSTRIE	88	3	172	6
MODENAS	-	1	-	2
MOTIVE POWER	3	-	9	-
MOTO GUZZI	7	1	10	1
MOTO LAVERDA	-	-	3	-
MOTO SPA	7	-	16	-
MOTO ZETA SRL	9	-	20	-
MV AGUSTA	12	-	24	-
MZ MOTORRAD	1	-	1	-
NACIONAL MOTOR	33	-	69	-
NANCHANG KE CHI	2	-	2	-
NANJING JINCHEN	1	-	2	-
NINGBO LONGJIA	2	-	5	-
PAOLETTI RACING	1	-	1	-
PEUGEOT	39	3	79	3
PIAGGIO	628	13	1.245	25
POLARIS	2	-	2	-
QINGQI GROUP NI	1	-	2	-
R.G.P. SRL	9	-	9	-
REINMECH CORPOR	2	-	2	-
ROYAL ENFIELD	1	-	1	-
SACHS	2	-	2	-
SAN YANG	140	-	256	-
SHANGHAI JIALIN	10	-	38	-
SHANGHAI JMSTAR	9	-	15	-
SKY TEAM	1	-	4	-
STANDARD MOTOR	1	-	1	1
SUZUKI	287	30	639	86
TAIWAN GOLDEN B	7	-	12	-
TAIWAN JET POWE	2	-	2	-
TAIZHO	30	-	118	-
TM RACING S.R.L	1	-	1	-
TRIUMPH	23	-	42	-
UNIVERSAL MOTOR	2	-	3	-
XINGYUE GROUP C	19	1	22	1
YAMAHA	497	52	1.043	119
ZENGCHENG HAILI	58	-	117	-
ZHEJIANG	36	-	85	1
ZHONGSHAN GUOCH	58	1	135	1
ZONGSHEN INDUST	163	-	287	-
<b>TOTAL</b>	<b>4.906</b>	<b>229</b>	<b>10.473</b>	<b>584</b>

**Sales of new motorcycles : February 2007**



**Sales of new motorcycles : January - February 2007**

