



ΕΛΛΗΝΙΚΗ ΔΗΜΟΚΡΑΤΙΑ

ΥΠΟΥΡΓΕΙΟ ΟΙΚΟΝΟΜΙΑΣ & ΟΙΚΟΝΟΜΙΚΩΝ

MINISTRY OF ECONOMY AND FINANCE



**General Secretariat of  
National Statistical  
Service of Greece**

Piraeus, 5 - 2 - 2007

# PRESS RELEASE

## Vehicle Circulation Licences

(Provisional data)

**JANUARY 2007**

The General Secretariat of National Statistical Service of Greece announces that on January 2007, 42.087 road motor cars (both new and used abroad) were put into circulation for the first time, representing an increase of 6,5% compared to the corresponding month of 2006, while a 3,0% decrease had been observed on January 2006 compared to the one of 2005.

Respectively, the circulation of new motorcycles (above 50cc) amounted in 5.992 against 4.474 in 2006 representing an 32,4% increase, while a 6,9% decrease had been observed on January 2006 compared to the corresponding month of 2005.

Responsible: Konstantinos Menexes

Phone : (0030) 210 4852500

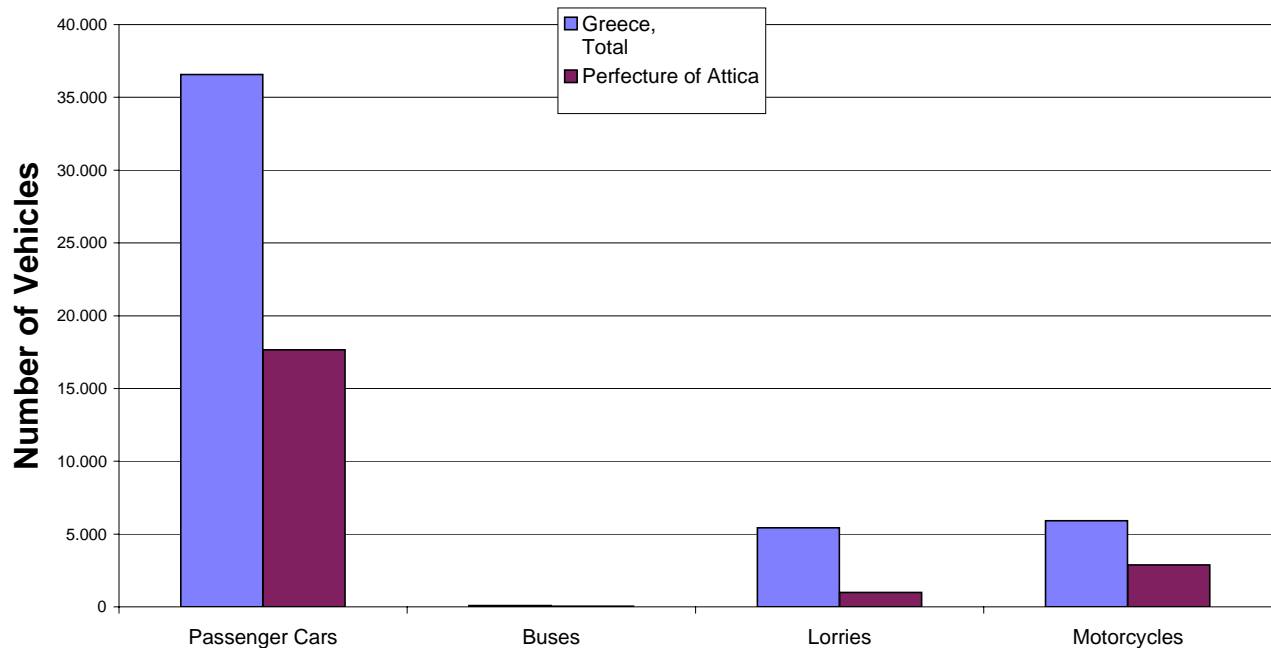
FAX : (0030) 210 4852496

e-mail : menexesk@statistics.gr

**Table 1: Road motor vehicles, both new and used, put into circulation for the first time in Greece :  
2005 - 2007**

Category of Road Motor Vehicles	January						Change (%)			
	2007		2006		2005		2007/2006		Total	Used
	Total	Used	Total	Used	Total	Used	Total	Used		
<b>Greece, total</b>										
<b>Road Motor Vehicles, total</b>	<b>48.009</b>	<b>8.161</b>	<b>43.997</b>	<b>7.263</b>	<b>45.555</b>	<b>6.927</b>	<b>9,1</b>	<b>12,4</b>	<b>-3,4</b>	<b>4,9</b>
<b>1. Road motor cars</b>	<b>42.087</b>	<b>7.806</b>	<b>39.523</b>	<b>6.999</b>	<b>40.747</b>	<b>6.612</b>	<b>6,5</b>	<b>11,5</b>	<b>-3,0</b>	<b>5,9</b>
Passenger Cars	36.563	4.886	34.102	4.316	35.514	3.784	7,2	13,2	-4,0	14,1
Busses	92	58	89	34	99	51	3,4	70,6	-10,1	-33,3
Lorries	5.432	2.862	5.332	2.649	5.134	2.777	1,9	8,0	3,9	-4,6
<b>2. Motorcycles &gt; 50 cc</b>	<b>5.922</b>	<b>355</b>	<b>4.474</b>	<b>264</b>	<b>4.808</b>	<b>315</b>	<b>32,4</b>	<b>34,5</b>	<b>-6,9</b>	<b>-16,2</b>
<b>Prefecture of Attica</b>										
<b>Road Motor Vehicles, total</b>	<b>21.564</b>	<b>2.251</b>	<b>18.932</b>	<b>2.038</b>	<b>20.322</b>	<b>1.951</b>	<b>13,9</b>	<b>10,5</b>	<b>-6,8</b>	<b>4,5</b>
<b>1. Road motor cars</b>	<b>18.679</b>	<b>2.142</b>	<b>16.778</b>	<b>1.935</b>	<b>17.918</b>	<b>1.827</b>	<b>11,3</b>	<b>10,7</b>	<b>-6,4</b>	<b>5,9</b>
Passenger Cars	17.648	1.721	15.832	1.573	17.023	1.443	11,5	9,4	-7,0	9,0
Busses	39	15	36	9	37	8	8,3	66,7	-2,7	
Lorries	992	406	910	353	858	376	9,0	15,0	6,1	-6,1
<b>2. Motorcycles &gt; 50 cc</b>	<b>2.885</b>	<b>109</b>	<b>2.154</b>	<b>103</b>	<b>2.404</b>	<b>124</b>	<b>33,9</b>	<b>5,8</b>	<b>-10,4</b>	<b>-16,9</b>

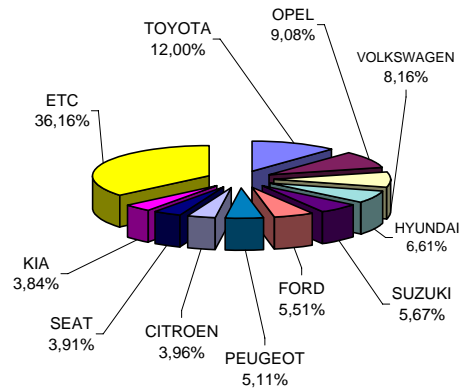
**New Registrations of Vehicles : January 2007**



**Table 2. Sales of new and used passenger cars per make:  
January 2007**

Makes	Passenger cars	
	January	
	New	Used
ADRIA	1	-
ALFA ROMEO	171	8
AUDI	411	368
AUTOCARAVANS RI	-	1
B.M.W	957	855
CHEVROLET	599	6
CHRYSLER	349	84
CITROEN	1.255	21
DAEWOO	1	3
DODGE	71	-
DAIHATSU	671	42
FERRARI	1	1
FIAT	1.007	55
FORD	1.746	60
GENERAL MOTORS	5	1
HONDA	720	221
HYMER AG	2	-
HYUNDAI	2.095	18
I.V.R.S.R.L	1	-
ISUZU	-	3
JAGUAR	30	27
JEEP	1	7
JIANGLING LANDW	8	-
KIA	1.216	4
LADA	113	-
LANCIA	130	27
LAND ROVER	31	22
LOTUS	-	1
MASERATI	1	4
MAZDA	515	39
MERCEDES	890	1.396
MG	1	1
MITSUBISHI	721	38
MORGAN MOTOR CO	1	-
NISSAN	1.063	52
OPEL	2.875	181
PEUGEOT	1.618	35
PORSCHE	49	68
RENAULT	786	36
ROLLS ROYCE	-	1
ROVER	-	22
SAAB	148	11
SEAT	1.239	17
SKODA	1.135	10
SMART	142	528
SSANGYONG MOTOR	29	-
SUBARU	274	15
SUZUKI	1.795	93
TOYOTA	3.801	177
TRIGANO SPA	4	-
VOLKSWAGEN	2.584	310
VOLVO	410	13
ETC	4	4
<b>TOTAL</b>	<b>31.677</b>	<b>4.886</b>

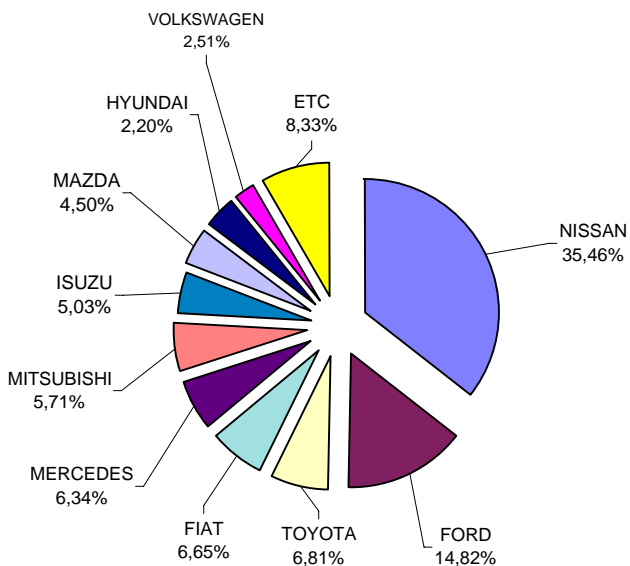
**Sales of new passenger cars :  
January 2007**



**Table 3. Sales of new and used lorries per make:  
January 2007**

Makes	Lorries	
	January	
	New	Used
CADILLAC	-	1
CHEVROLET	2	1
CHRYSLER	-	2
CITROEN	57	8
DAF	14	31
DAIHATSU	-	7
DODGE	1	1
FIAT	187	47
FORD	427	208
HYUNDAI	33	11
ISUZU	146	43
IVECO MAGIRUS	4	2
IVECO SPA	4	2
KIA	-	4
MAGIRUS	-	1
MAN	38	141
MAZDA	163	65
MERCEDES	187	921
MITSUBISHI	215	249
MMC SITTIPOL	2	87
NISSAN	435	263
OPEL	54	88
PEUGEOT	25	12
PIAGGIO	13	5
RENAULT	40	26
SCANIA	22	59
SEAT	-	9
SKODA	-	20
SOVAM	-	1
STEYER	-	1
SUBARU	-	1
SUZUKI	3	11
TOYOTA	397	159
VOLKSWAGEN	88	295
VOLVO	11	79
ZASTAVA KAMIONI	1	-
ETC	1	1
<b>TOTAL</b>	<b>2.570</b>	<b>2.862</b>

**Sales of new lorries : January 2007**





**Table 4. Sales of new and used busses per make:  
January 2007**

Makes	Busses	
	January	
	new	used
ANADOLOU ISUZU	1	-
BOVA	-	2
EVOBUS	4	6
FIAT	-	2
FORD	1	2
KASSBOHRER	-	3
MAN	-	7
MERCEDES	13	32
NEOPLAN	13	3
RENAULT	1	-
SETRA	-	1
TEMSA AS	1	-
<b>TOTAL</b>	<b>34</b>	<b>58</b>

**Sales of new busses: January  
2007**

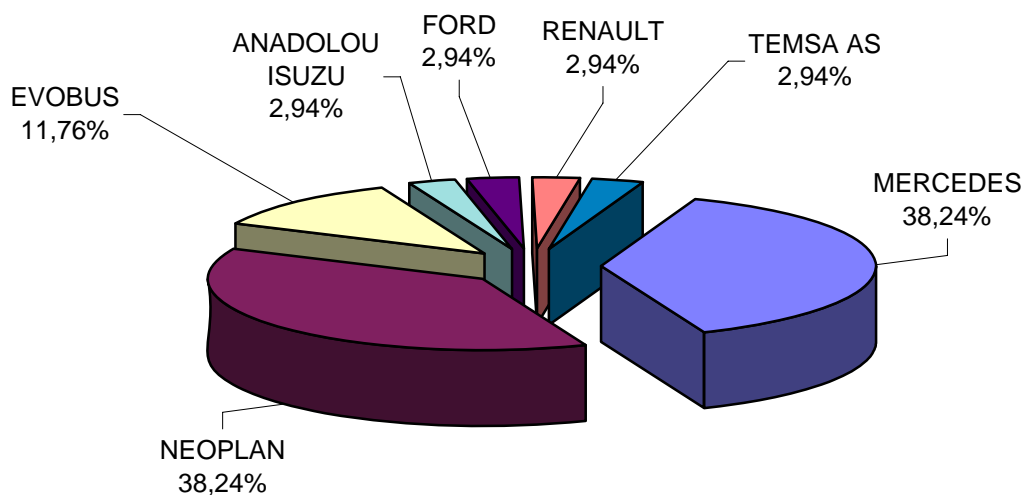


Table 5. Sales of new and used motorcycles per make:

January 2007

Makes	Motorcycles	
	January	
	new	used
AEON MOTOR	12	-
AIE MOTOR	2	-
APRILIA	48	1
B.M.W	95	58
BENZHO VEHICLE	9	1
BOMBARDIER ING.	4	-
BUELL MOTORCYCL	3	-
C.P.I. MOTOR CO	4	-
CARAL FACTORY S	2	-
CHANGZHOU	70	-
CHINA JIALING	33	-
CHONGQING	344	-
CHUNFENG	10	-
CIXI KINGRING	3	-
CPI MOTOR CO	2	-
DAELIM	27	-
DALL'ARA SRL	5	-
DAZON	1	-
DINLI METAL	9	1
DUCATI	19	2
EGIMOTORS	7	-
GAS GAS	1	-
GEELY GROUP	3	-
GILERA	-	1
GORGOLIS S.A	549	-
GUANGZHOU	44	-
HARLEY DAVIDSON	17	3
HONDA	936	103
HYOSUNG MOTORS	6	-
JIANGMEN	488	2
JIANGSU	61	-
JINAN QINGQI	1	1
JINCHENG	3	-
K.T.M.	48	3
KAWASAKI	199	28
KEEWAY	54	1
KL SRL	23	-
KWANG YANG	84	8
LONGCIN GROUP	24	-
MALAGUTI SPA	15	1
MBK INDUSTRIE	84	3
MOTIVE POWER	6	-
MOTO GUZZI	3	-
MOTO LAVERDA	3	-
MOTO ZETA SRL	11	-
MOTOR SPA	9	-
MV AGUSTA	12	-
NACIONAL MOTOR	36	-
NANJING JINCHEN	1	-
NINGBO LONGJIA	3	-
PEUGEOT	40	-
PIAGGIO	617	12
QINGQI GROUP NI	1	-
SANYANG	116	-
SHANGHAI JIALIN	28	-
SHANGHAI JMSTAR	6	-
SKY TEAM	3	-
SUZUKI	352	56
TAIWAN GOLDEN B	5	-
TAIZHOU	88	-
TRIUMPH	19	-
UNIVERSAL MOTOR	1	-
XINGYUE GROUP C	3	-
YAMAHA	546	67
ZENGCHENG HAILI	59	-
ZHEJIANG	49	1
ZHONGSHAN GUOCH	77	-
ZONGSHEN INDUST	124	-
ETC	-	2
<b>TOTAL</b>	<b>5.567</b>	<b>355</b>

Sales of new motorcycles : January 2007

