



HELLENIC REPUBLIC
HELLENIC STATISTICAL AUTHORITY

Piraeus, February 9, 2018

PRESS RELEASE

ISSUING OF MOTOR VEHICLE LICENSES: JANUARY 2018

The Hellenic Statistical Authority announces that in January 2018, 18,897 road motor cars (both new and used from abroad) were put into circulation for the first time, recording a 44.3% increase compared with the corresponding month of 2017 when the number of road motor cars was 13,096. In January 2017, a 22.8% increase had been observed in comparison with the corresponding month of 2016 (Table 1, Graphs 1,2,3,5). A total number of 9,546 new cars were put into circulation in January 2018 compared with 7,146 in January 2017, recording a 33.6% increase.

The new motorcycles (over 50cc) that were put into circulation for the first time in January 2018 amounted to 1,909, against 1,063 in 2017, thus recording a 79.6% increase. In January 2017, a 37.9% decrease had been observed in comparison with the corresponding month of 2016 (Table 1, Graph 4). Out of the above motorcycles 1,711 were new, while the corresponding figure in January 2017 was 915, recording a 87.0% increase.

Information:

*Trade and Services Statistics Division
Transport, Communications and Mass Media Section*
Konstantinos Menexes
Tel: +30 213 135 2500
FAX: +30 213 135 2496
E-mail : k.menexes@statistics.gr

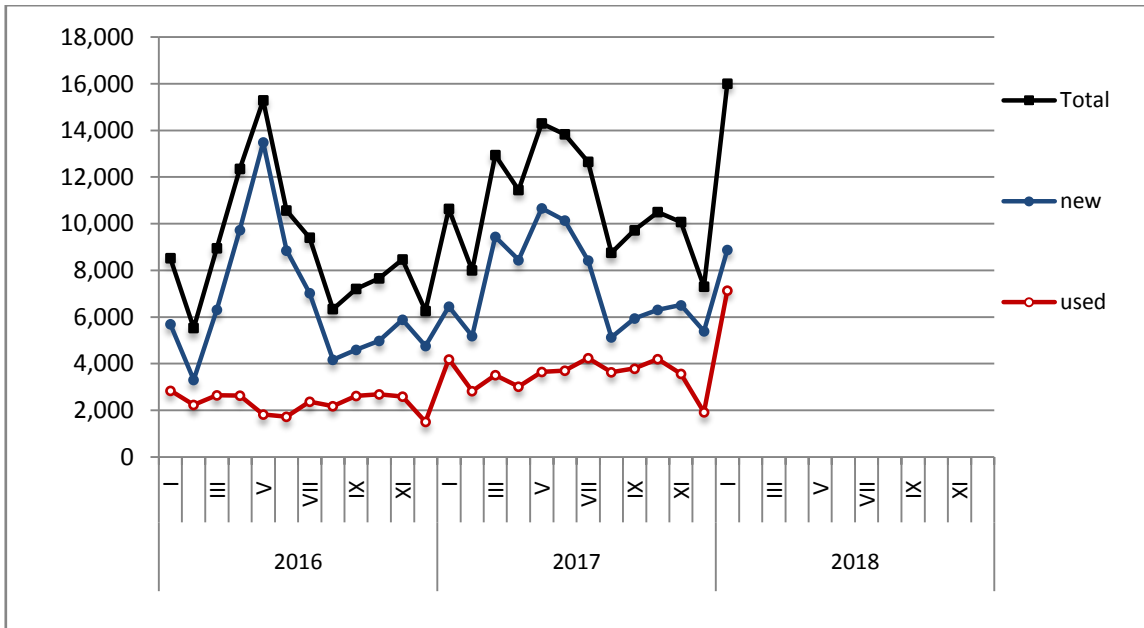
Table 1. Road motor vehicles, both new and used, put into circulation for the first time in Greece: January 2016 - 2018

Category of Road Motor Vehicles	January									Change (%)					
	2016			2017			2018			2017/2016			2018/2017		
	Total	New	Used	Total	New	Used	Total	New	Used	Total	New	Used	Total	New	Used
Greece, total															
Road Motor Vehicles, total	12,378	7,821	4,557	14,159	8,061	6,098	20,806	11,257	9,549	14.4%	3.1%	33.8%	46.9%	39.6%	56.6%
1. Road motor cars	10,665	6,248	4,417	13,096	7,146	5,950	18,897	9,546	9,351	22.8%	14.4%	34.7%	44.3%	33.6%	57.2%
Passenger Cars	8,533	5,689	2,844	10,640	6,451	4,189	16,007	8,876	7,131	24.7%	13.4%	47.3%	50.4%	37.6%	70.2%
Buses	80	8	72	96	6	90	96	15	81	20.0%	-25.0%	25.0%	0.0%	150.0%	-10.0%
Lorries	2,052	551	1,501	2,360	689	1,671	2,794	655	2,139	15.0%	25.0%	11.3%	18.4%	-4.9%	28.0%
2. Motorcycles > 50 cc	1,713	1,573	140	1,063	915	148	1,909	1,711	198	-37.9%	-41.8%	5.7%	79.6%	87.0%	33.8%
Prefecture of Attica															
Road Motor Vehicles, total	5,902	4,674	1,228	7,008	5,235	1,773	10,091	7,285	2,806	18.7%	12.0%	44.4%	44.0%	39.2%	58.3%
1. Road motor cars	4,975	3,775	1,200	6,422	4,679	1,743	9,025	6,266	2,759	29.1%	23.9%	45.3%	40.5%	33.9%	58.3%
Passenger Cars	4,478	3,535	943	5,721	4,296	1,425	8,277	5,956	2,321	27.8%	21.5%	51.1%	44.7%	38.6%	62.9%
Buses	25	2	23	23	2	21	29	10	19	-8.0%	0.0%	-8.7%	26.1%	400.0%	-9.5%
Lorries	472	238	234	678	381	297	719	300	419	43.6%	60.1%	26.9%	6.0%	-21.3%	41.1%
2. Motorcycles > 50 cc	927	899	28	586	556	30	1,066	1,019	47	-36.8%	-38.2%	7.1%	81.9%	83.3%	56.7%

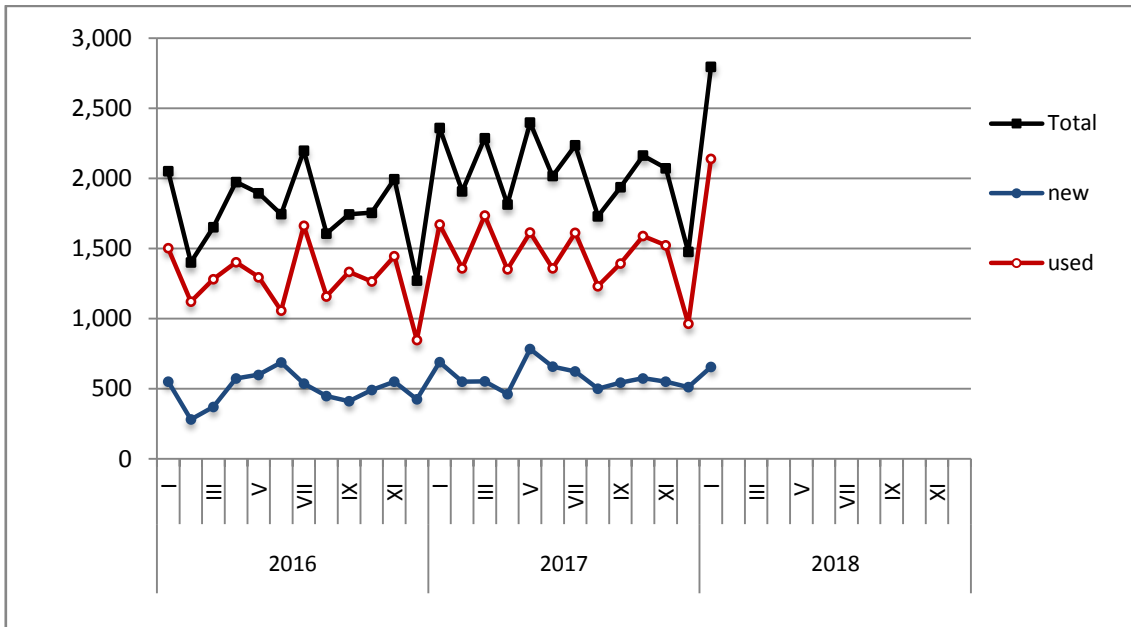
Table 2. Road motor vehicles, both new and used, put into circulation for the first time in Greece: February 2016 - January 2018

Category of Road Motor Vehicles	Average Feb. 2016 - Jan 2017						Average Feb. 2017 - Jan 2018			Change (%)		
										Average Feb. 2017 - Jan 2018 / Average Feb. 2016 - Jan 2017		
	Total	New	Used	Total	New	Used	Total	New	Used	Total	New	Used
Greece, total												
Road Motor Vehicles, total	14,566	10,551	4,015	16,168	10,602	5,566	11.0%	0.5%	38.6%			
1. Road motor cars	10,945	7,149	3,796	13,459	8,132	5,327	23.0%	13.8%	40.3%			
Passenger Cars	9,060	6,629	2,431	11,300	7,536	3,764	24.7%	13.7%	54.8%			
Buses	86	16	70	90	16	74	4.7%	0.0%	5.7%			
Lorries	1,799	504	1,295	2,069	580	1,489	15.0%	15.1%	15.0%			
2. Motorcycles > 50 cc	3,621	3,402	219	2,709	2,470	239	-25.2%	-27.4%	9.1%			

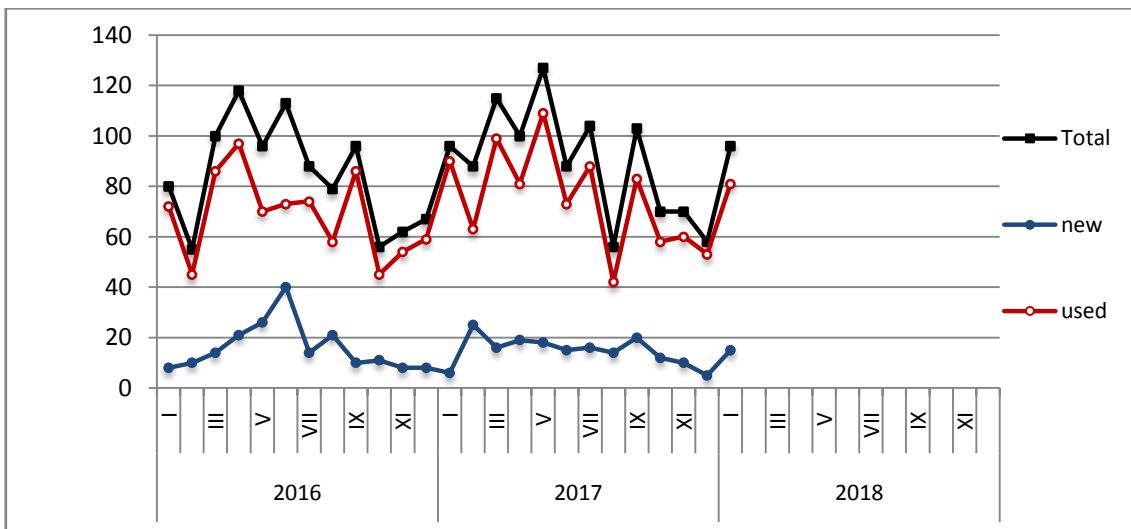
Graph 1: Passenger Cars (January 2016 - January 2018)



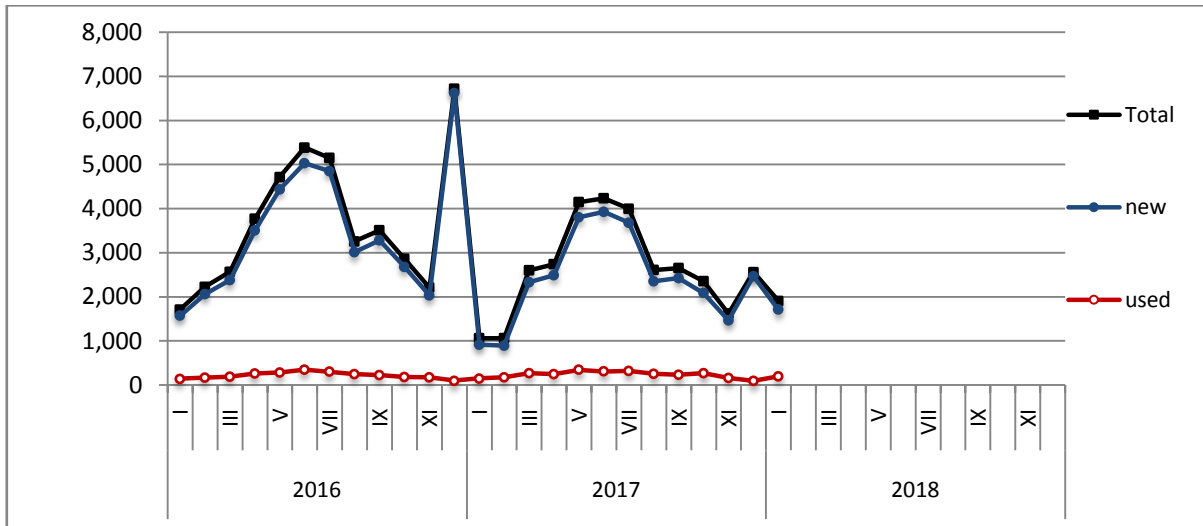
Graph 2: Lorries (January 2016 - January 2018)



Graph 3: Buses (January 2016 - January 2018)



Graph 4: Motorcycles (January 2016 - January 2018)



Graph 5: New Registrations of Motor Vehicles (January 2018)

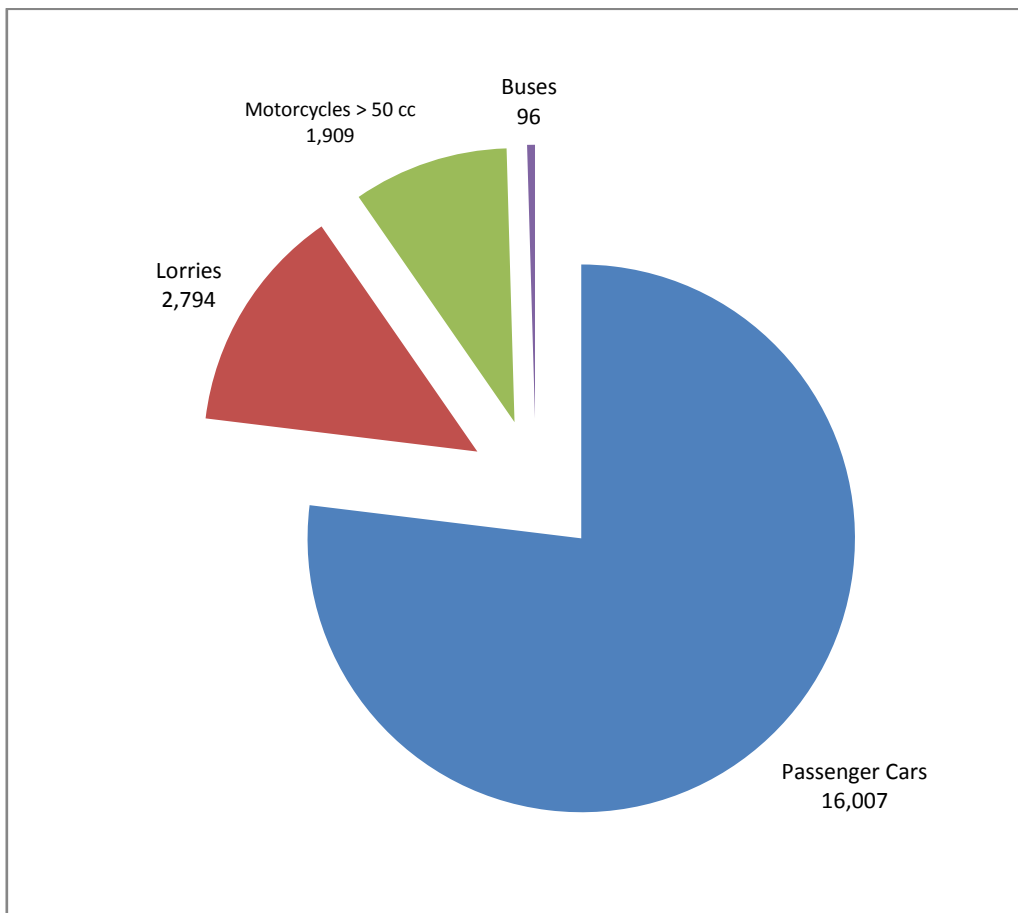


Table 3
Sales of new and used passenger cars by make: January 2018

Make	Passenger cars	
	January	
	new	used
ALFA LANCIA	-	1
ALFA ROMEO	29	36
AUDI	313	87
BENTLEY	1	-
BMW	124	82
CADILLAC	-	2
CHEVROLET	-	120
CHRYSLER	-	2
CITROEN	351	300
DACIA	101	28
DAIHATSU	-	80
DETHLEFFS	-	5
DODGE	-	1
FIAT	367	451
FORD	398	516
HONDA	80	111
HYUNDAI	521	283
JAGUAR	5	4
JEEP	116	5
KIA	238	76
LADA	-	1
LANCIA	-	27
LAND ROVER	19	18
LEXUS	5	3
MAZDA	1	65
MERCEDES	306	237
MERCEDES Z.MANTOS	15	-
MINI	77	59
MITSUBISHI	36	104
NISSAN	614	422
OPEL	756	951
PEUGEOT	879	281
PEUGEOT AUTO RIBEIRO	42	-
PORSCHE	5	13
RANGE ROVER	-	1
RENAULT	298	312
ROVER	-	1
SAAB	-	2
SCODA	4	-
SEA / MOBILVETT	-	2
SEAT	222	56
SKODA	295	78
SMART	34	267
SSANGYONG	4	2
SUBARU	7	9
SUZUKI	542	274
TATA	-	1
TOYOTA	1,214	1,466

Table 3 (cont)
Sales of new and used passenger cars by make: January 2018

Make	Passenger cars	
	January	
	new	used
VOLKSWAGEN	718	273
VOLVO	139	16
ΣΥΝΟΛΟ	8,876	7,131

Graph 6. Sales of new passenger cars by make (January 2018)

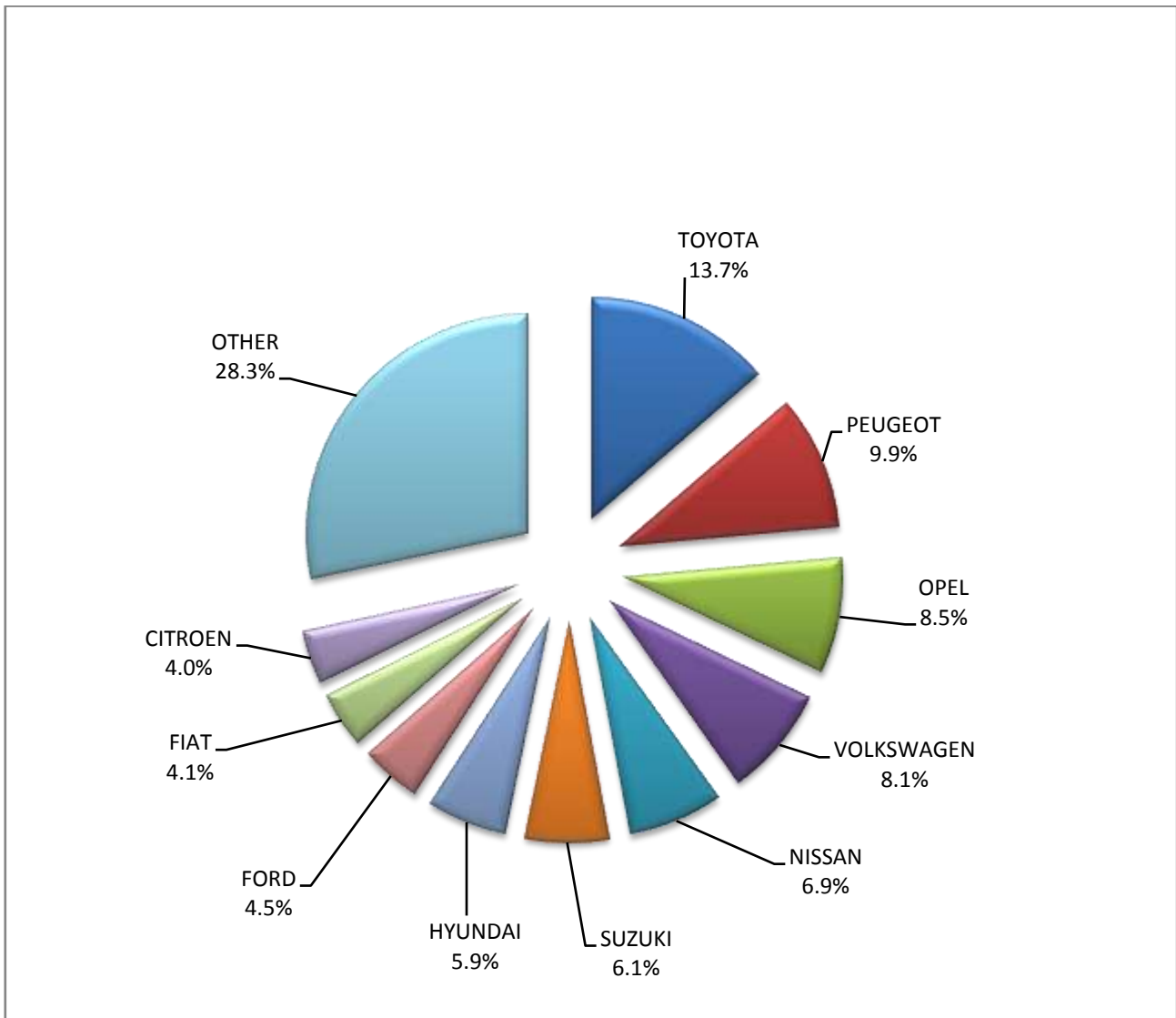


Table 4
Sales of new and used lorries by make: January 2018

Make	Lorries	
	January	
	new	used
CADILLAC	-	1
CHEVROLET	-	1
CHRYSLER	-	1
CITROEN	32	51
DACIA	7	2
DAF	2	47
DAF TECMEC A.E.B.E.	1	-
DAF A. & I. ΔΕΡΒΙΣΗ Ο.Ε	1	-
DODGE	-	2
FIAT	75	272
FIAT-IVECO	-	4
FORD	121	211
FORD STATHIS	-	1
HYUNDAI	1	7
ISUZU	22	24
IVECO	1	18
IVECO MAGIRUS	-	5
LAND ROVER	-	1
MAN	1	65
MAN ΕΥΓΕΝΕΙΑΔΟΥ ΜΑΡΙΑ & ΣΙΑ Ο.Ε.	1	-
MAZDA	-	44
MERCEDES	38	449
MERCEDES A. KAOUSSIS SA	5	-
MERCEDES DYNA TRAILERS S.A.	4	-
MERCEDES RAUSCH GMBH & CO KG	-	1
MERCEDES ΘΕΟΧΑΡΗΣ ΝΤΟΥΝΑΣ	1	-
MERCEDES ΤΑΞΙΑΡΧΟΥ	1	-
MITSUBISHI	19	79
MITSUBISHI DYNA TRAILERS S.A.	1	-
MITSUBISHI A. KAOUSSIS SA	1	-
NISSAN	44	143
OPEL	18	106
PEUGEOT	82	58
PIAGGIO	4	5
RENAULT	13	126
RENAULT ΑΡΜΑ ΠΑΝΤΕΛΙΔΗΣ	-	1
SCANIA	2	58
SEAT	-	1
SKODA	-	6
SSANGYONG	-	1
STEYER	-	1
SUZUKI	-	1
TOYOTA	86	99
VOLKSWAGEN	65	150

Table 4 (cont)
Sales of new and used lorries by make: January 2018

Make	Lorries	
	January	
	new	used
VOLVO	6	97
ΣΥΝΟΛΟ	655	2,139

Graph 7. Sales of new lorries by make (January 2018)

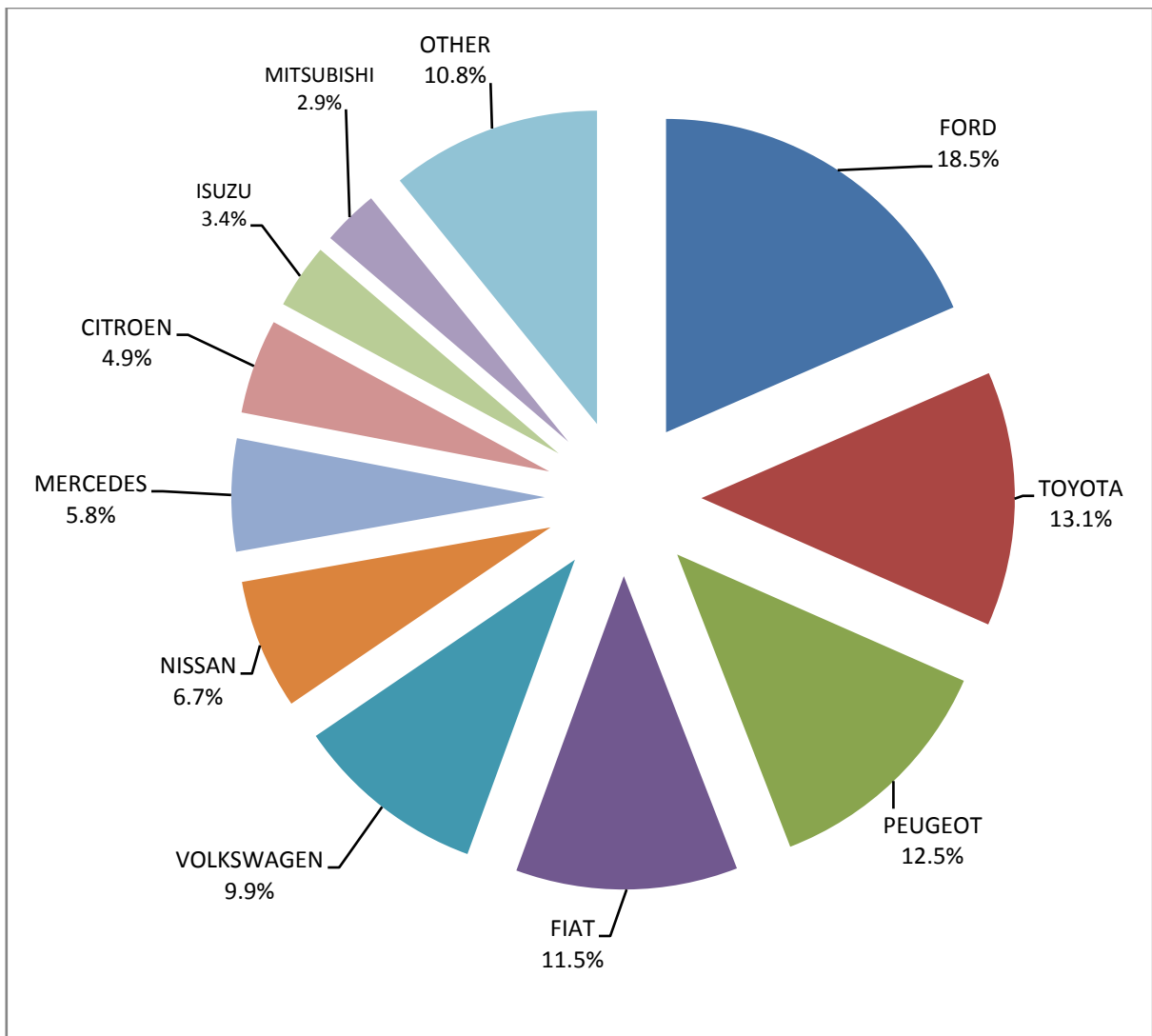


Table 5
Sales of new and used buses by make: January 2018

Make	Buses	
	January	
	new	used
BOVA	-	4
EVOBUS	-	1
FIAT IVECO	-	1
FORD	-	3
IRIZAR	-	1
ISUZU	-	1
IVECO	1	1
MAN	-	7
MERCEDES	2	35
MERCEDES NIKAS	2	-
MERCEDES PAPADAKIS	1	-
NEOPLAN	-	3
OPEL	1	-
RENAULT	-	3
SCANIA	-	3
SCANIA HIGER	2	-
SETRA	5	8
TEMSA	1	3
VAN HOOL	-	4
VOLKSWAGEN	-	1
VOLVO	-	1
XIAMEN KING LONG	-	1
ΣΥΝΟΛΟ	15	81

Table 6
Sales of new and used motorcycles by make or manufacturer: January 2018

Make	Motorcycles	
	January	
	new	used
APRILIA	1	5
ARCTIC CAT, MASSEY FERGUSON	-	2
BENELLI	10	1
BETA	3	-
BMW	51	12
BRIXTON	5	-
CG	1	-
DAELIM	4	-
DAYANG, DAYTONA MOTORS, NIPPONIA	1	-
DAYANG, DAYTONA MOTORS, NIPPONIA, KUBA	22	-
DAYANG, DAYTONA MOTORS, NIPPONIA, SALCANO	142	-
DAYTONA	1	-
DERBI	3	-
DUCATI	5	1
GILERA	-	2

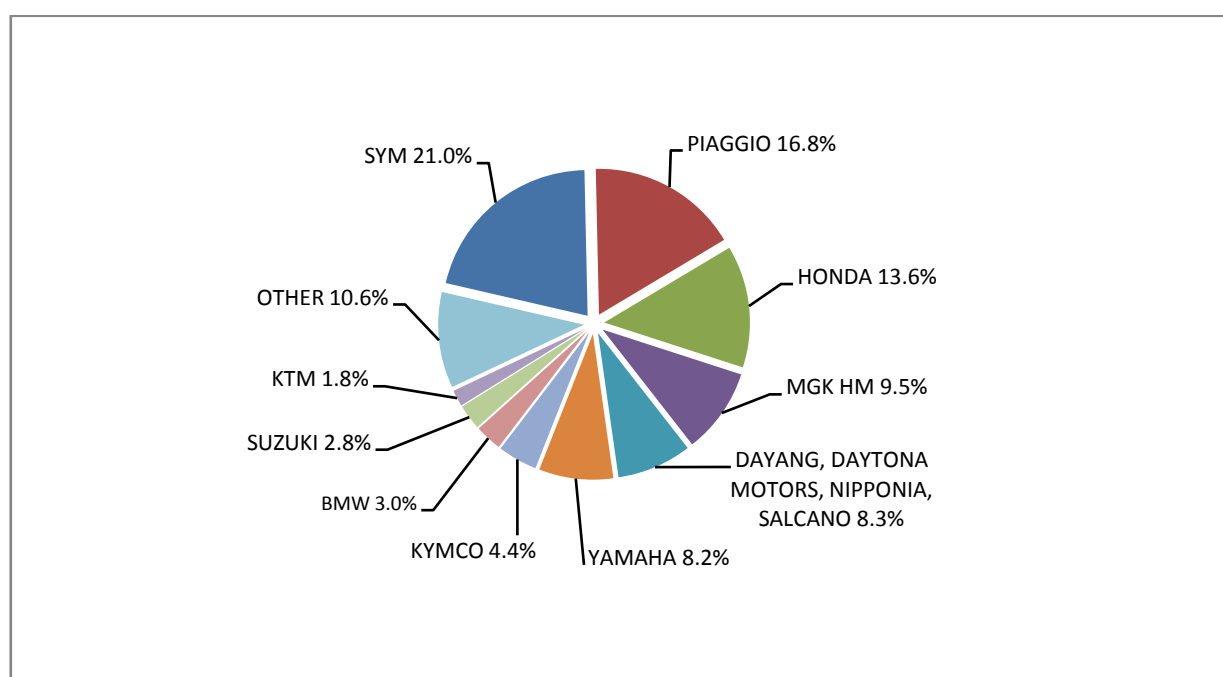
Table 6 (cont.)
Sales of new and used motorcycles by make or manufacturer: January 2018

Make	Motorcycles	
	January	
	new	used
HAOJIAN, ZONTES, TAYO, Sharpon, IFINO, KIDEN, ZHONGYU, CUBTOM, DIYUN, NAMIN, TIM DERVI, VUKA, THUMP, RIPPER	4	-
HAOJIANG, SENKE, ZONTES, TAYO, YINGZHI	1	-
HAOJIANG, SENKE, ZONTES, TAYO, YINGZHI, KIDEN, TANNY, ZHONGYU, RIPPER, REVATTO, ZIPP, RAFINZ	1	-
HARLEY DAVIDSON	6	5
HONDA	232	42
INDIAN MOTORCYCLE	3	-
JIALING, MOTORAN, TRAXX, SPADA, SKYWING, SPD, ASUS, RACING	2	-
JIANSHE	1	-
JIAYUAN	2	-
JINCHENG	1	-
JLAJI, HUATIAN, FEILING, TUTU, EPM, Mondid, KINGWAY, ROMET MOTORS	1	-
KAWASAKI	10	2
KL	1	-
KTM	31	2
KWANG YANG	-	5
KYMCO	75	25
LIFAN, SKYGO, HONLEI, BISAN-LIFAN, TRUVA, SALCANO, YUKI, RAMZEY, BRANSON, SUMCO, NEMO, XPLOER, LEVO, ACONDA	4	-
LONGJIA, ORCAL, TNT MOTOR, BEELINE, VGA, ITALJET, GEMINI, lexmoto, Jahanro, italo, NECO	1	-
MBK	-	4
MG MOTO	3	-
MGK HM	162	-
MOTO GUZZI	2	-
MOTO S.P.A	2	-
MV AGUSTA	3	-
PEUGEOT	10	-
PIAGGIO	287	19
PIAGGIO, APRILIA	1	-
POLARIS	3	-
QINGQI, CLEVELAND CYCLEWERKS ACE, CLEVELAND ACE, CLEVELAND CYCLEWERKS ACE DELUXE	1	-
QINGQI, PIONEER, i-moto, SUPERBYKE, KENROD, QLINK, YUKI, SACHS-Bikes, DAYTONA	1	-
QJ, QJIANG, KEEWAY, LEONE, KUBA, RKS, GENERIC, EXPLORER, RIDE, VENGO	1	-
QJ, QJIANG, KEEWAY, LEONE, KUBA, RKS, TELL, EMPIRE KEEWAY, BENELLI, VENGO	3	-
QJ, QJIANG, KEEWAY, LEONE, TELL, KUBA, RKS, BENELLI, VENGO	4	-
RIYA, HONLING, YAMAKOYO, TIANYING, GOES, SANYOU, BM, FUN BIKE, WOTTA	1	-
SANYANG	-	1
SHANYANG, ATLAS PANTHER, YAMAZUKI MOTO, MOTORRING, Hirlee, XB	5	-
SHINERAY, MONDIAL, DAYTONA MOTORS, WK, ROMET MOTORS, MASH, M1NSK, WK BIKES	1	-
SKYTEAM, SACIN, METALCO, SOKUDO, BAZUKA, MINICO, MOTOS BORDOY, SUMCO	1	-
SKYTEAM, SASIN, CSR, METALCO, SOKUDO, BAZUKA, MINICO, MOTOSBASI	4	-
SUZUKI	48	14

Table 6 (cont.)
Sales of new and used motorcycles by make or manufacturer: January 2018

Make	Motorcycles	
	January	
	new	used
SYM	360	5
TAYO, HAOJIANG, ZHONGYU, THUMP, THUMPSTAR, KIDEN, ZONTES, Junak, SENKE, TANNY, TYAN, ROMET	2	-
TIANYING, RIYA, HONGYUNDA, TYM, HONLING, TAMCO, ALISON, DMK MOTORS, WLIE, LEEWAY, WLXQ, AP Gmoto, ALFA	1	-
TIANYING, RIYA, QISHENG, YAMAKOYO, HONGLING, ZIPP, TOROS, ROMET, ROMET MOTORS, ROUTER, VENTO, ASYA, BENYCO, BARA	3	-
TRIUMPH	12	2
WANGYE, SANBEN, UM, KENOS, SUPERBYKE, MDC, MISTRAL, STREET ELEGANCE, 4WMOTO, RIVERO, VIKERS, ZIPP, SANLI, GOWINN	5	-
WANGYE, SANBEN, UM, MONDIAL, KENOS, SUPERBYKE, RIALLI, MDC, STREET ELEGANCE, 4WMOTO, MISTRAL, RIVERO, VIKERS	1	-
XGJAO	1	-
YAMAHA	141	46
YINGANG, BENYI, ROMET MOTORS, YUKI, ROUTER, MOTORAN, DAYTONA MOTORS, M1NSK, KUBA, MONDIAL	1	-
YINXIANG, KENBO	2	-
YIYING, BENZHOU, EAGLE-GING, AIYUMO, RAZZO	-	1
ZHONGNENG, ASYA, daDo, ZNEN, Baron	-	1
ZHONGNENG, ZNEN, AGM, AJS, YUKI, COLIBRI, EUROCKA, BTC, NOVA MOTORS, LEXMOTO, Actionbikes Motors	9	-
ZHONGNENG, ZNEN, DADO, DIRECT BIKES, GOWINN, VIVACOX, NECO, AGM, LEE, ASYA	1	1
ZONGSHEN, ZIP STAR, ZEALSUN, KENTOYA, MOTOROMA, PRONAR, KEEWAY, MOTOVELO, ASYA	2	-
ZONGSHEN, ZIPSTAR, ZEALSUN, KENTO	2	-
ΣΥΝΟΛΟ	1,711	198

Graph 8. Sales of new motorcycles (January 2018)



EXPLANATORY NOTES

Survey on the issuing of new road motor vehicle circulation licenses	The survey on the issuing of new motor vehicle circulation licenses is a census survey. The released data give information, at country level, on the brand and type of the motor vehicle, as well as whether it is new or used. The survey does not include vehicles that move on rails, trolley busses, agricultural tractors and machinery. In addition, the following are excluded: all motor vehicles of the Armed Forces, Police, Fire Brigade, State Services, Diplomatic Corps, Foreign Missions, and Invalids of Wars, as well as motorcycles with a cylinder capacity less than 50 cc.
Legal basis	Law 3832/2010
Reference Period	January 2018
Coverage	The production of monthly data is based on the registers held by the Ministry of Infrastructure, Transport and Networks, which records all the monthly changes observed in the vehicle registration licenses at country level.
Definitions	<p>Road motor vehicle is any vehicle that, irrespective of the number of wheels, is moved by an engine and is designed to transport persons or cargo or both of them, either they are on the same single vehicle or on a trailer carried by the main motor vehicle.</p> <p>New road motor vehicle is any motor vehicle that is registered for the first time in Greece during the reference month and has not been put into circulation in any other country.</p> <p>Used motor vehicle is any motor vehicle that is registered for the first time in Greece and has been imported as a used one from abroad</p> <p>Passenger motor vehicle: it is a motor vehicle designed to carry mostly people, having no more than 9 seats, including the driver's seat.</p> <p>Bus: it is a motor vehicle, which is designed to carry mostly people, having more than 10 seats, including the driver's seat. (In the corresponding tables of this Press Release, this category also includes articulated buses.)</p> <p>Lorry: it is motor vehicle designed to carry mostly cargo. (In the corresponding tables of this Press Release, this category also includes tractors, tow trucks, articulated tractors, and trucks with trailers).</p> <p>Motorcycle: any two-wheeled motor vehicle, with or without sidecar, with maximum authorized design speed over 45 km/h, or in case it is powered by a combustion engine, with a cylinder capacity of 50 cc or over (In the corresponding tables of this Press Release, this category also includes the three-wheeled motor vehicles – motor tricycles).</p> <p>Tricycle motor vehicle: it is a motor vehicle with three symmetrical wheels with maximum authorized design speed over 45 km/h, or in case it is powered by a combustion engine, with a cylinder capacity over the 50 cc. This category also includes four-wheel vehicles, except the light four-wheel motorcycles, whose empty vehicle tare (excluding the weight of the fuel or mixture of fuel-oil or the weight of the batteries for electric cars) is up to 400 kg in the case the vehicle is designed for passenger use or up to 550 kg in case the vehicle is designed to carry cargo and whose engine is up to 15KW.</p>
Methodology	Exhaustive Survey. The primary data derive from the Ministry of Infrastructure, Transport and Networks and are based on the issuing of new circulation licenses as they are registered by the Regional Offices for Transport and Communications.
References	More information (graphs, tables) concerning the survey on the issuing of new motor vehicle circulation licenses are available on the webpage of ELSTAT, www.statistics.gr , under the link http://www.statistics.gr/en/statistics/-/publication/SME24/