



HELLENIC REPUBLIC
HELLENIC STATISTICAL AUTHORITY

Piraeus, 27 May 2021

PRESS RELEASE

DEMOGRAPHIC EVENTS OF ENTERPRISES

REGISTRATIONS AND BANKRUPTCIES

1st QUARTER 2021

The Hellenic Statistical Authority (ELSTAT) is launching with the present Press Release, the regular publication, on a quarterly basis, of official statistics on business demography in Greece and specifically on registrations and bankruptcies.

Business demography statistics constitute, at European and international level, one of the most rapidly developing statistical domains and attract the interest of policy makers, institutional users and society, in general, as they are widely relevant through the information they provide.

In particular, the monitoring of registrations and bankruptcies on a quarterly basis provides up-to-date information on the evolution of business activity and subsequently of the economic climate - expectations, which are particularly important, especially in the current context of the coronavirus pandemic 19 (Covid-19).

More specifically, ELSTAT announces:

- Quarterly data on registrations, by section of economic activity of the Statistical Classification of Economic Activities (NACE Rev. 2) for the 1st quarter of 2020 and 2021.
- Quarterly data on registrations, by section of economic activity of the Statistical Classification of Economic Activities (NACE Rev. 2) and by Large Geographical Area (NUTS 1) / category of Legal form of enterprise, for the 1st quarter 2021.
- Graphical representation of registrations per week, for the 1st quarter of 2020 and 2021.
- Quarterly data on bankruptcies, for the 1st quarter of 2020 and 2021.

Information on methodological issues:

*Business Statistics Division
Registers and Big Enterprises Section
Head of Section: Adamantia Georgostathi
Tel.: +30 213 135 2043
E-mail: a.georgostathi@statistics.gr*

Information on data provision:

*Tel.: +30 213 135 2022, 2308, 2310
E-mail: data.dissem@statistics.gr*

Change in the number of registrations and bankruptcies, 1st quarter 2020 / 1st quarter 2021 (Table 1)

- The number of registrations in all economic sections in the **1st quarter 2021** amounted to 26,441, recording an increase of 14.8% in comparison with the 1st quarter 2020, when the respective number of registrations was 23,033.

Among the sections of economic activity with the largest contribution to the total turnover, according to the data of the Statistical Business Register, for the reference year 2018, the biggest increase in the number of registrations in the 1st quarter 2021 in comparison with the 1st quarter 2020, was recorded in section Information and Communication (61.6%) and in section Construction (39.8%), while the respective largest decrease was recorded in section Accommodation and Food Service Activities (30.5%) and in section Manufacturing (14.5%)

- The number of bankruptcies in all economic sections in the **1st quarter 2021** amounted to 7. The respective number in the 1st quarter 2020 was 6.

Sections of Economic Activity per Large Geographical Area of Greece, in which the biggest number of registrations is observed (Table 2)

The sections of economic activity with the biggest number of registrations by Large Geographical Area of Greece are:

- **Voreia Ellada:** Economic activity section Wholesale and Retail Trade; Repair of Motor Vehicles and Motorcycles with 1,042 registrations out of 5,709 in total.
- **Kentriki Ellada:** Economic activity section Agriculture, Forestry and Fishing, with 1,671 registrations out of 5,696 in total.
- **Attiki:** Economic activity section Professional, Scientific and Technical Activities, with 2,224 registrations out of 10,455 in total.
- **Nissia Aigaiou – Kriti:** Economic activity section Agriculture, Forestry and Fishing, with 2,319 registrations out of 4,581 in total.

Sections of Economic Activity per category of Legal Form of enterprise, in which the biggest number of registrations is observed (Table 3)

The sections of economic activity with the biggest number of registrations by category of Legal Form of enterprise are:

- **Sole Proprietorships:** Economic activity section Agriculture, Forestry and Fishing, with 5,396 registrations out of 18,294 in total.
- **Partnerships:** Economic activity section Wholesale and Retail Trade; Repair of Motor Vehicles and Motorcycles, with 740 registration out of 2,576 in total.
- **Capital Enterprises:** Economic activity section Real Estate Activities, with 68 registrations out of 349 in total.
- **Other Legal Forms:** Economic activity section Real Estate Activities with 1,239 out of 5,222 in total.

Table 1: Number of registrations by Section of Economic Activity (NACE Rev. 2), 1st quarter 2020 and 2021

ECONOMIC ACTIVITY		STATISTICAL BUSINESS REGISTER (SBR) OF REFERENCE YEAR 2018		Registrations 1 st quarter 2021 / Number of enterprises SBR 2018 (%)	REGISTRATIONS		
Code NACE Rev.2	Description	Number of enterprises	Turnover (in thousand €)		1 st quarter 2020	1 st quarter 2021	Annual rate of change (%) 2021/2020
A	Agriculture, Forestry and Fishing	549,362	7,979,918	1.0	3,240	5,495	69.6
B	Mining and Quarrying	601	818,022	1.3	10	8	-20.0
C	Manufacturing	56,971	60,079,613	1.4	925	791	-14.5
D	Electricity, Gas, Steam and Air Conditioning Supply	7,446	15,218,076	6.6	519	493	-5.0
E	Water Supply, Sewerage, Waste Management and Remediation Activities	1,940	1,589,009	2.1	35	40	14.3
F	Construction	58,771	10,501,404	3.7	1,573	2,199	39.8
G	Wholesale and Retail Trade; Repair of Motor Vehicles and Motorcycles	227,461	119,120,916	1.7	3,793	3,815	0.6
H	Transportation and Storage	60,059	16,407,258	1.4	771	836	8.4
I	Accommodation and Food Service Activities	106,819	12,861,226	1.5	2,339	1,626	-30.5
J	Information and Communication	16,372	10,780,423	6.8	690	1,115	61.6
K	Financial and Insurance Activities	16,856	16,714,150	2.2	391	379	-3.1
L	Real Estate Activities	9,153	1,808,453	17.6	658	1,613	145.1
M	Professional, Scientific and Technical Activities	134,286	9,338,828	3.1	3,647	4,195	15.0
N	Administrative and Support Service Activities	20,284	6,913,180	3.5	887	720	-18.8
O	Public Administration and Defense; Compulsory Social Security	1,033	435,792	2.7	52	28	-46.2
P	Education	20,901	1,094,627	2.3	452	472	4.4
Q	Human Health and Social Work Activities	58,066	4,082,316	2.1	1,161	1,243	7.1
R	Arts, Entertainment and Recreation	21,138	3,744,983	2.3	550	476	-13.5
S	Other Service Activities	38,736	1,282,250	1.7	1,081	643	-40.5
W	Unknown Activity	13,600	14,775	1.9	259	254	-1.9
Total		1,419,855	300,785,219	1.9	23,033	26,441	14.8

Table 2: Number of Registrations by Section of Economic Activity (NACE Rev.2) and Large Geographical Area (NUTS 1 Region), 1st quarter 2021

ECONOMIC ACTIVITY		TOTAL	LARGE GEOGRAPHICAL AREA			
Code NACE Rev.2	Description		VOREIA ELLADA	KENTRIKI ELLADA	ATTIKI	NISSIA AIGAIΟΥ - KRITI
TOTAL		26,441	5,709	5,696	10,455	4,581
A	Agriculture, Forestry and Fishing	5,495	994	1,671	511	2,319
B	Mining and Quarrying	8	*	*	*	-
C	Manufacturing	791	213	187	311	80
D	Electricity, Gas, Steam and Air Conditioning Supply	493	174	108	177	34
E	Water Supply, Sewerage, Waste Management and Remediation Activities	40	8	14	*	*
F	Construction	2,199	524	521	816	338
G	Wholesale and Retail Trade; Repair of Motor Vehicles and Motorcycles	3,815	1,042	751	1,659	363
H	Transportation and Storage	836	165	157	432	82
I	Accommodation and Food Service Activities	1,626	343	417	537	329
J	Information and Communication	1,115	216	168	662	69
K	Financial and Insurance Activities	379	70	43	241	25
L	Real Estate Activities	1,613	306	309	841	157
M	Professional, Scientific and Technical Activities	4,195	919	689	2,224	363
N	Administrative and Support Service Activities	720	121	155	330	114
O	Public Administration and Defense; Compulsory Social Security	28	*	*	22	*
P	Education	472	121	94	227	30
Q	Human Health and Social Work Activities	1,243	239	192	720	92
R	Arts, Entertainment and Recreation	476	64	75	284	53
S	Other Service Activities	643	150	115	313	65
W	Unknown Activity	254	34	25	134	61

* The data are not disclosed due to statistical confidentiality regarding the protection of the identity of the reporting enterprises.
«-» There are no registrations.

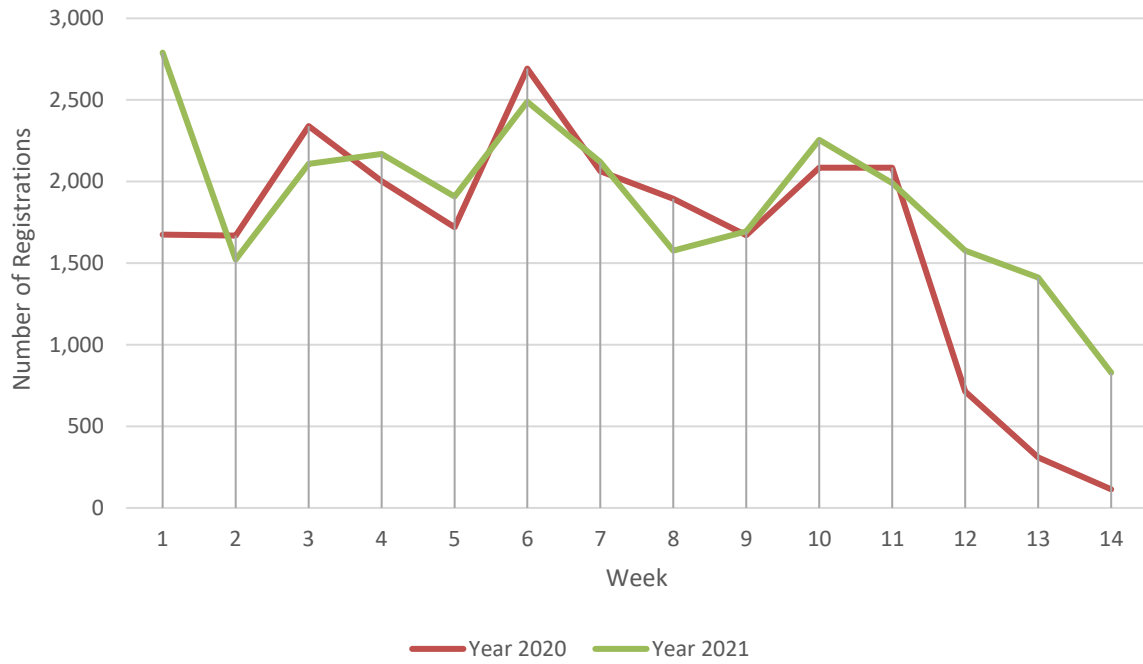
Table 3: Number of Registrations by Section of Economic Activity (NACE Rev.2) and category of Legal Form, 1st quarter 2021

ECONOMIC ACTIVITY		TOTAL	LEGAL FORM CATEGORY			
Code NACE Rev.2	Description		SOLE PROPRIETORSHIP	PARTNERSHIPS (General partnerships, Limited partnerships)	CAPITAL ENTERPRISES (Limited Liability Company, Société Anonyme (S.A.))	OTHER LEGAL FORMS (Private Capital Companies (IKE), Joint ventures etc)
TOTAL		26,441	18,294	2,576	349	5,222
A	Agriculture, Forestry and Fishing	5,495	5,396	24	6	69
B	Mining and Quarrying	8	*	*	-	*
C	Manufacturing	791	519	104	14	154
D	Electricity, Gas, Steam and Air Conditioning Supply	493	59	54	23	357
E	Water Supply, Sewerage, Waste Management and Remediation Activities	40	*	11	*	20
F	Construction	2,199	1,531	247	36	385
G	Wholesale and Retail Trade; Repair of Motor Vehicles and Motorcycles	3,815	2,296	740	56	723
H	Transportation and Storage	836	574	96	15	151
I	Accommodation and Food Service Activities	1,626	722	497	29	378
J	Information and Communication	1,115	753	108	18	236
K	Financial and Insurance Activities	379	162	37	19	161
L	Real Estate Activities	1,613	215	91	68	1,239
M	Professional, Scientific and Technical Activities	4,195	3,322	303	43	527
N	Administrative and Support Service Activities	720	440	75	13	192
O	Public Administration and Defense; Compulsory Social Security	28	20	*	-	*
P	Education	472	411	*	*	43
Q	Human Health and Social Work Activities	1,243	1,056	*	*	110
R	Arts, Entertainment and Recreation	476	297	*	*	138
S	Other Service Activities	643	428	*	*	160
W	Unknown Activity	254	*	*	-	170

* The data are not disclosed due to statistical confidentiality regarding the protection of the identity of the reporting enterprises.

«-» There are no registrations.

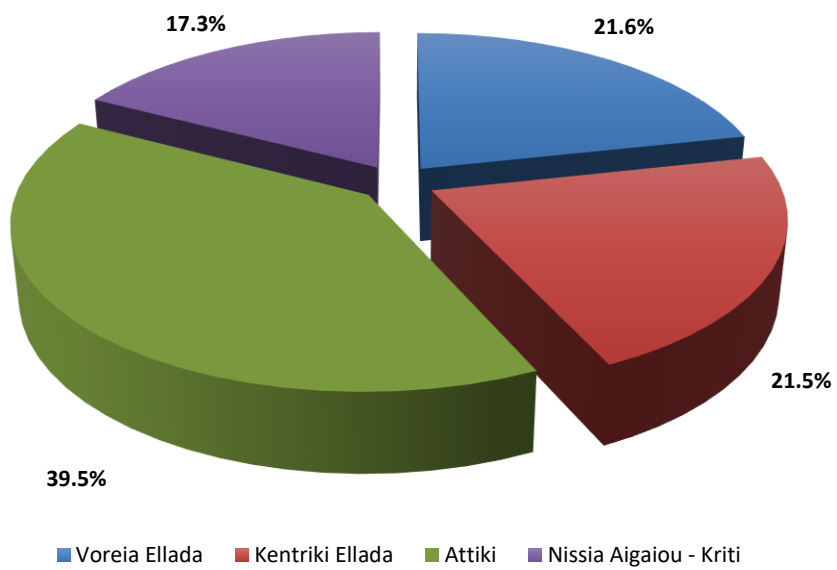
Graph 1: Number of Registrations per week, 1st quarter of 2020 and 2021



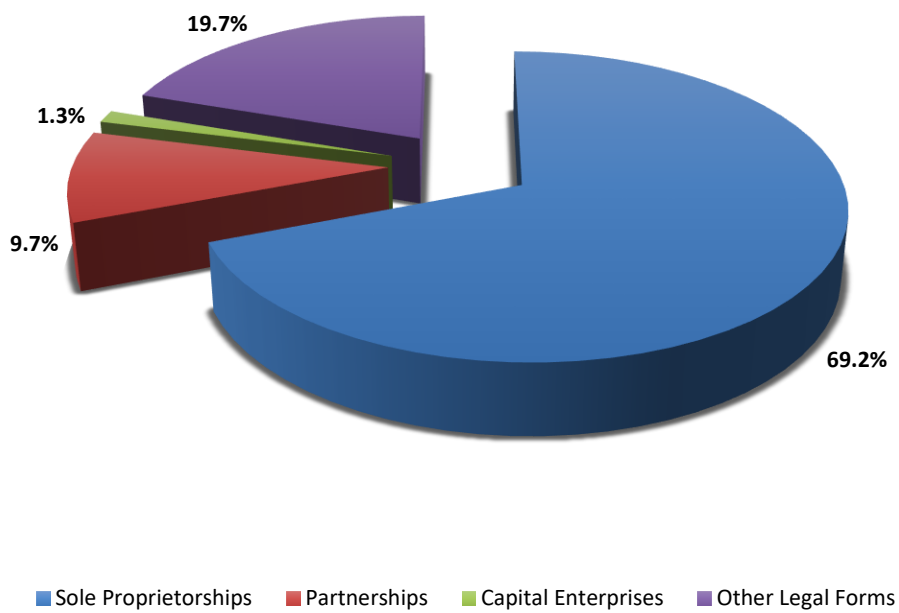
Note:

Information for the determination of the week is available under section "[Methodological Notes](#)", p. 9.

Graph 2: Percentage distribution of registrations by Large Geographical Area (NUTS 1 Region), 1st quarter 2021



Graph 3: Percentage distribution (%) of registrations by category of Legal Form, 1st quarter 2021



METHODOLOGICAL NOTES

General Information The compilation of the statistical data is made in accordance with the new European Regulation on Business Statistics, which entered into force on the 1st of January 2021 ([Regulation \(EU\) 2019/2152 of the European Parliament and of the Council of 27 November 2019](#)) and are among the key changes introduced by this Regulation for new and high-frequency official business statistics at European level.

The statistical data presented in this Press Release refer to business demography and more specifically to the registrations and bankruptcies of enterprises, which are defined as follows:

Registrations: The number of entered legal units in the registration register at any time during the reference quarter, according to the respective administrative or legal procedure.

Bankruptcies: The number of legal units that have started the procedure of being declared bankrupt, by issuing a court declaration, at any time during the reference quarter (which is often provisional and does not always mean cessation of an activity).

Purpose The purpose of the short-term business statistics, is to provide up-to-date and high frequency information on the evolution of business activity and, subsequently, of the economic climate - expectations.

Legal framework Short-term business statistics are compiled in accordance with [Regulation \(EU\) 2019/2152 of the European Parliament and of the Council of 27th November 2019](#), on European business statistics and [Commission Implementing Regulation \(EU\) 2020/1197 of 30th July 2020](#), laying down technical specifications and arrangements pursuant to Regulation (EU) 2019/2152.

Compilation methodology The statistical data have been compiled after processing quarterly data from administrative registers of enterprises. Specifically, information has been used for the date of registration in the register of legal units (VAT number), economic activity, geographical code, legal form and business status of the enterprise.

Statistical classifications As regards the economic activities, the European statistical classification of economic activities [NACE Rev.2](#) is used. As regards the geographical representation, the European Nomenclature of territorial units for statistics, NUTS, is used.

Map of the 4 Large Geographical Areas (NUTS 1 Regions) of Greece



Definition of weeks The weeks for the 1st quarter 2020 and 2021 are defined as follows:

WEEK	2020	2021
1 st	01/01/2020 - 05/01/2020	01/01/2021 - 03/01/2021
2 nd	06/01/2020 - 12/01/2020	04/01/2021 - 10/01/2021
3 rd	13/01/2020 - 19/01/2020	11/01/2021 - 17/01/2021
4 th	20/01/2020 - 26/01/2020	18/01/2021 - 24/01/2021
5 th	27/01/2020 - 02/02/2020	25/01/2021 - 31/01/2021
6 th	03/02/2020 - 09/02/2020	01/02/2021 - 07/02/2021
7 th	10/02/2020 - 16/02/2020	08/02/2021 - 14/02/2021
8 th	17/02/2020 - 23/02/2020	15/02/2021 - 21/02/2021
9 th	24/02/2020 - 01/03/2020	22/02/2021 - 28/02/2021
10 th	02/03/2020 - 08/03/2020	01/03/2021 - 07/03/2021
11 th	09/03/2020 - 15/03/2020	08/03/2021 - 14/03/2021
12 th	16/03/2020 - 22/03/2020	15/03/2021 - 21/03/2021
13 th	23/03/2020 - 29/03/2020	22/03/2021 - 28/03/2021
14 th	30/01/2020 - 31/01/2020	29/03/2021 - 31/03/2021

Reference period 1st quarter 2021.

Statistical unit The statistical unit is the legal unit (distinct VAT numbers).

References Analytical tables are available on ELSTAT's website (www.statistics.gr), at the following link:
<https://www.statistics.gr/en/statistics/-/publication/SBR05/> .