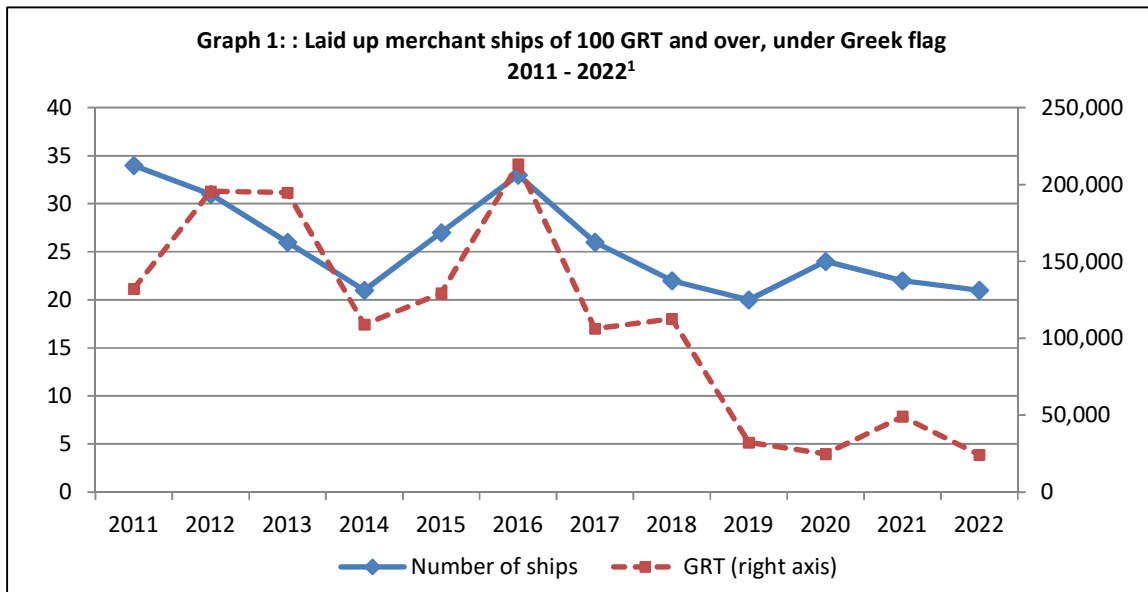




Laid-Up Merchant Ships: 2022

The Hellenic Statistical Authority (ELSTAT) announces data on laid-up merchant ships of 100 GRT (Gross Register Tonnage) and over in Greek ports. More specifically:

- In December 2022, the number of laid-up ships in Greek ports amounted to 52; 21 out of these ships were under the Greek flag and 31 ships were under foreign flag.
- In December 2022 compared with December 2021, the total number of laid-up ships decreased by 10.3% and the total tonnage decreased by 24.9%. When comparing the corresponding data of the year 2021 with the year 2020, it is observed that the total number of laid-up ships decreased by 21.6% and the total tonnage decreased by 20.4% (Table 1).
- In December 2022 compared with December 2021, the number of laid-up ships of 100 GRT and over, under Greek flag, in Greek ports decreased by 4.5% and their total tonnage decreased by 50.8%, respectively. When comparing the corresponding data of the year 2021 with the year 2020, a decrease of 8,3% is observed in the number of laid-up ships of 100 GRT and over, under Greek flag, and an increase of 98.3% in their total tonnage (Table 1).



¹ The number of ships refer to the ships which are laid up in December of each year.

Information on methodological issues:

Division of Sectoral Statistics
Section of Transport Statistics
P. Tzortzi, G. Argyris
Tel : +30 213 135 2187 , +30 213 135 3085
E mail: p.tzortzi@statistics.gr
g.argyris@statistics.gr

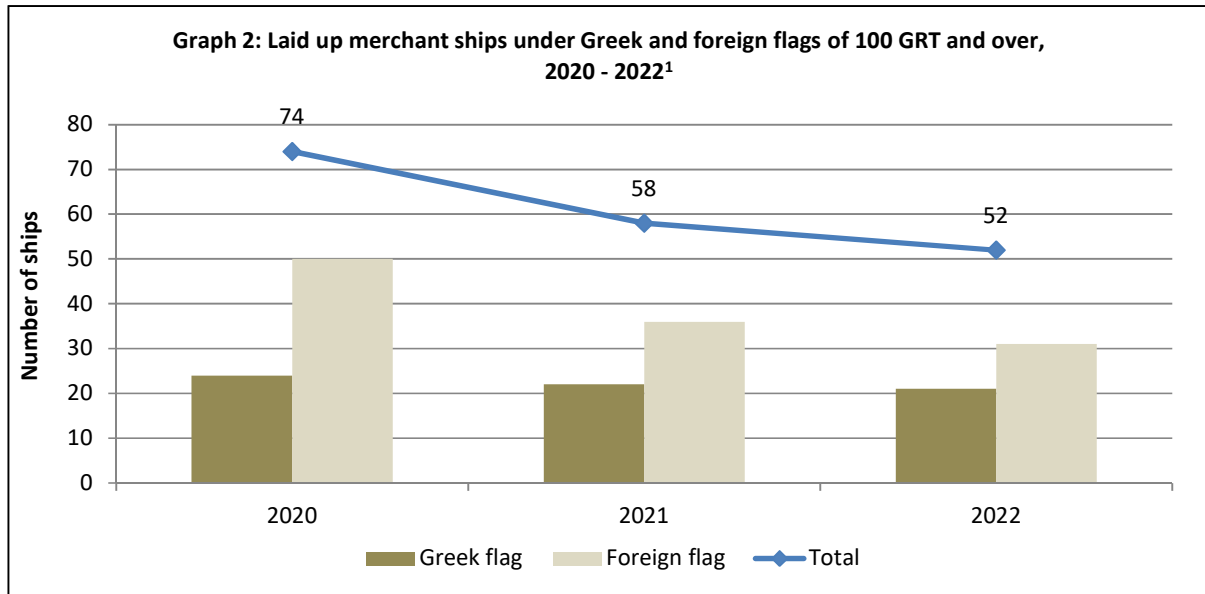
Information for data provision:

Tel. +30 213 135 2022
E mail. data.dissem@statistics.gr

**Table 1. Laid up merchant ships under Greek and foreign flags of 100 GRT and over
2020 - 2022¹**

Flag	2020		2021		2022		Change %			
	Number of ships	GRT	Number of ships	GRT	Number of ships	GRT	2021/2020		2022/2021	
							Number of ships	GRT	Number of ships	GRT
Total	74	1,387,827	58	1,104,543	52	829,882	-21.6	-20.4	-10.3	-24.9
Greek flag	24	24,765	22	49,116	21	24,179	-8.3	98.3	-4.5	-50.8
Foreign flags	50	1,363,062	36	1,055,427	31	805,703	-28.0	-22.6	-13.9	-23.7

¹ The number of ships refer to the ships which are laid up in December of each year.

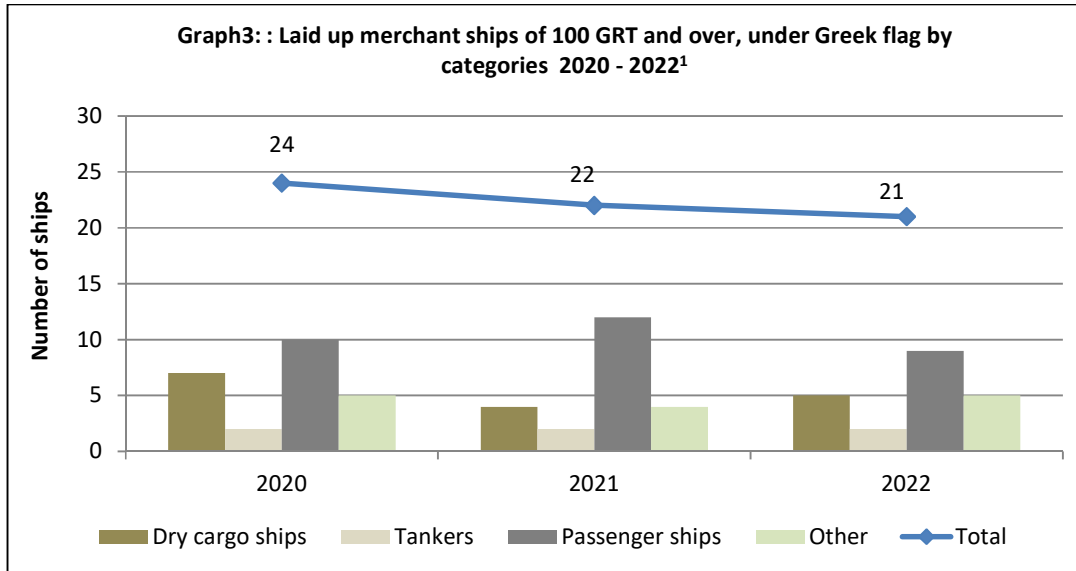


¹ The number of ships refer to the ships which are laid up in December of each year.

Table 2. Laid up merchant ships of 100 GRT and over, under Greek flag by categories 2020 – 2022¹

Type of ship	2020		2021		2022		Change %			
	Number of ships	GRT	Number of ships	GRT	Number of ships	GRT	2021/2020		2022/2021	
							Number of ships	GRT	Number of ships	GRT
Total	24	24,765	22	49,116	21	24,179	-8.3	98.3	-4.5	-50.8
Dry cargo ships	7	6,242	4	4,218	5	3,471	-42.9	-32.4	25.0	-17.7
Tankers	2	2,152	2	29,183	2	4,270	0.0	1,256.1	0.0	-85.4
Passenger ships	10	15,202	12	14,717	9	7,982	20.0	-3.2	-25.0	-45.8
Other	5	1,169	4	998	5	8,456	-20.0	-14.6	25.0	747.3

¹The number of ships refer to the ships which are laid up in December of each year.



¹The number of ships refer to the ships which are laid up in December of each year.

EXPLANATORY NOTES

- Survey on laid up merchant ships** The Survey on Laid up Merchant Ships of 100 GRT and over, under Greek and foreign flags at home ports is conducted since 1998 on annual basis. The purpose of the survey is to fully record statistical data on the number and basic characteristics of the laid-up merchant ships in Greek ports.
- Legal Framework** The survey is conducted pursuant to the provisions of the Permanent Joint Circular of the Ministry of Mercantile Marine dated 16/1/1975, which was replaced by the Permanent Joint Circular dated 15/4/1998, with retroactive effect since 1-1-1998.
- Reference Period** The results of the survey refer to the last month of the reference year.
- Coverage** The survey covers all domestic Port Authorities, which send a report on a monthly basis to the Hellenic Statistical Authority (ELSTAT) pertaining to the laid up merchant ships under Greek and foreign flag.
- Definitions**
- Laid up ship:** A ship is laid up when it is retired from active service for various reasons, such as lack of freight, repair, inspection, putting out of commission, etc, for a period of more than one day.
- Merchant ship:** Seagoing self-propelled vessel, at least of 10 GRT, designed for the carriage of goods, transport of passengers, for fishing, towing or specially fitted out for other commercial maritime activities.
- Gross Register Tonnage (GRT):** Unit of measurement of the total volume in cubic feet of the spaces within the hull and of the enclosed spaces above the deck which are available for carrying goods, food, passengers and crew. It equals to the volume of 100 cubic feet or 2.83 m³.
- Net Register Tonnage (NRT):** unit of measurement derived from the gross tonnage by deducting allowances in respect of spaces used for the crew, navigating and propelling machinery, fuel and water ballasts, and other spaces not used for passengers or cargo.
- Age of ship:** Indicated by the year of original construction of the hull or that of the hull containing the engine room.
- Methodology** It is an exhaustive survey conducted by all domestic Port Authorities, which report to ELSTAT, on a monthly basis, information about the laid up merchant ships (such as category, GRT, etc.) beginning and ending dates of their laying-up, the reason for being laid up, etc.
- References** Further information (tables, charts) concerning the Survey on Laid up Merchant Ships Fleet can be found on the webpage of ELSTAT (www.statistics.gr), under the link: <https://www.statistics.gr/el/statistics/-/publication/SMA15>