

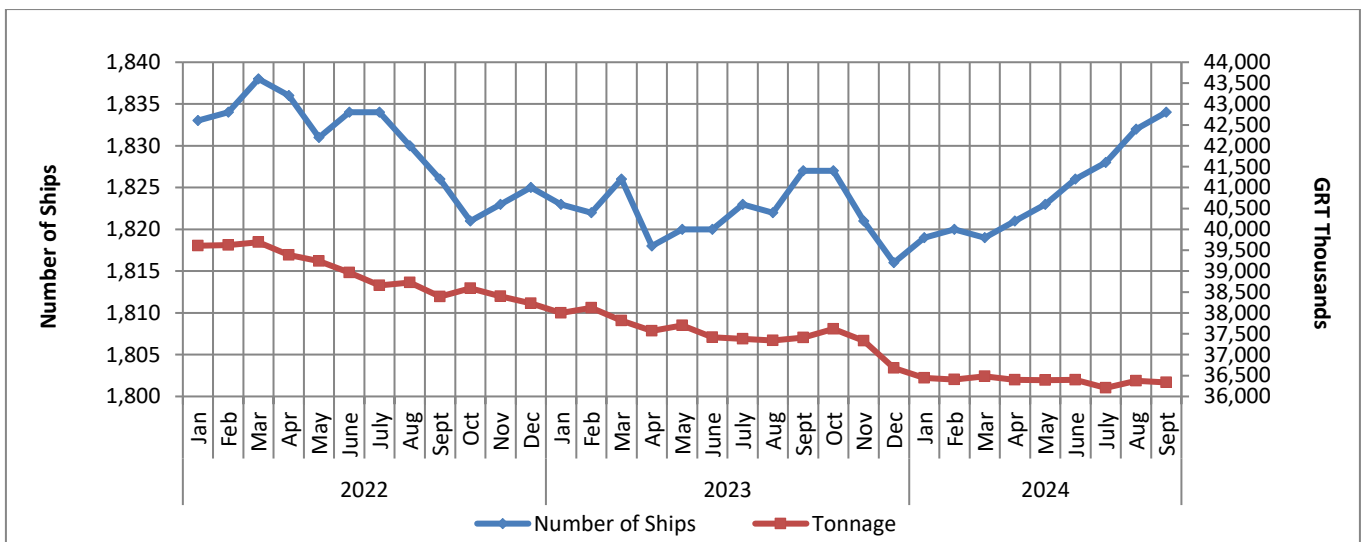


**GREEK MERCHANT FLEET:**  
**September 2024 (Provisional data)**

The Hellenic Statistical Authority (ELSTAT) announces data on the Greek Merchant Fleet (for vessels of 100 GRT<sup>1</sup>) for September 2024. Particularly:

- The Greek Merchant Fleet increased by 0.4% in September 2024 compared with September 2023. An increase of 0.1% was recorded in September 2023 compared with September 2022 (Table 1).
- The gross tonnage of the Greek Merchant Fleet, for vessels of 100 GRT and over, recorded a decrease of 2.9% in September 2024 compared with September 2023. A decrease of 2.6% was recorded in September 2023 compared with September 2022 (Table 1).

**Graph 1: Greek Merchant ships of 100 GRT and over: January 2022– September 2024**



**Information on methodological issues:**

Division of Sectoral Statistics  
Section of Transport Statistics  
E. Kleftogianni  
Tel : +30 213 135 3087  
E mail: [e.kleftogianni@statistics.gr](mailto:e.kleftogianni@statistics.gr)

**Information for data provision:**

Tel. +30 213 135 2022  
E mail: [data.dissem@statistics.gr](mailto:data.dissem@statistics.gr)

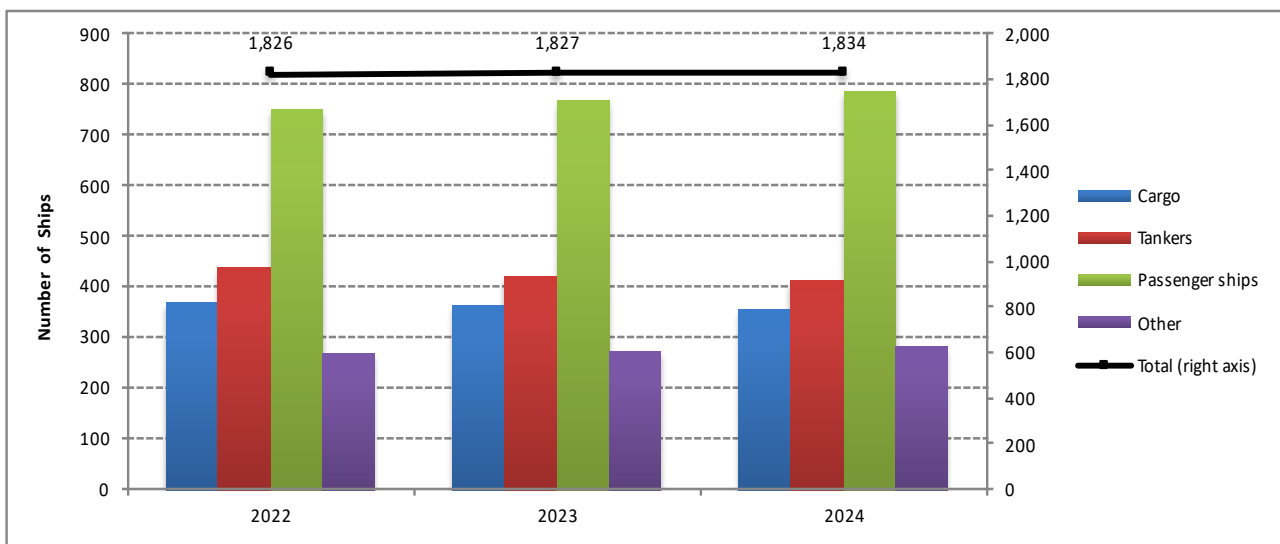
<sup>1</sup>GRT: Gross Tonnage

**Table 1: Number and tonnage of Greek Merchant ships of 100 GRT and over, by types of ships, September 2022 – 2024**

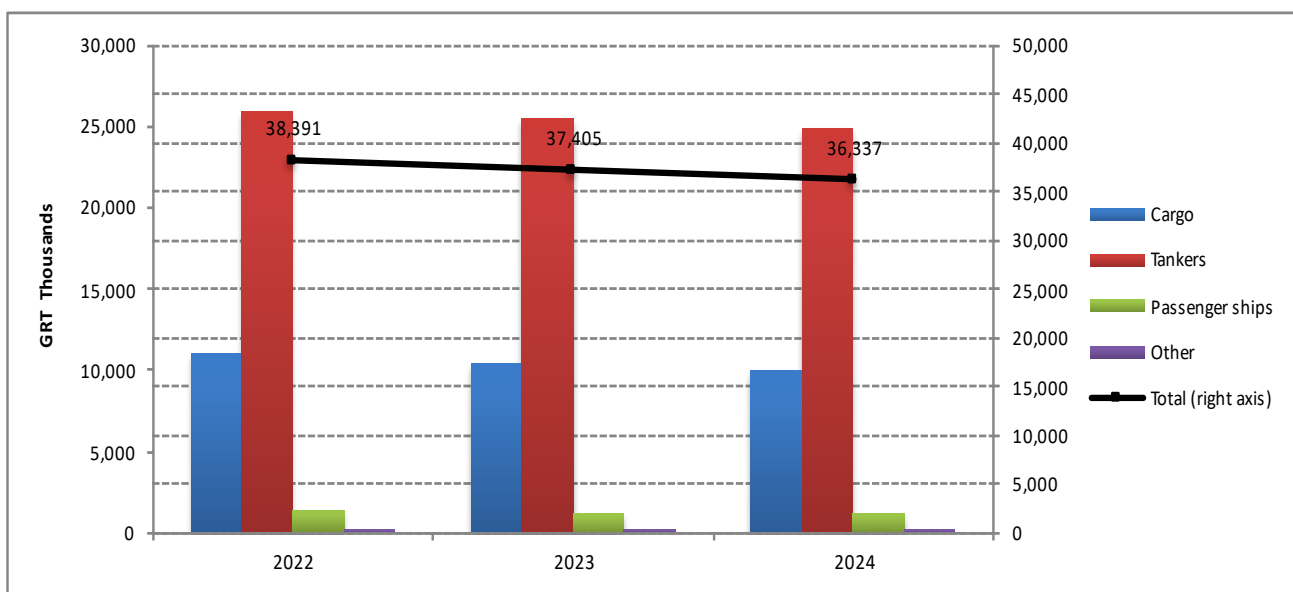
September										
Types of ships	2022*		2023		Change % 2023/2022		2024		Change % 2024/2023	
	Number of Ships	Tonnage (GRT)	Number of Ships	Tonnage (GRT)	Number of Ships	Tonnage (GRT)	Number of Ships	Tonnage (GRT)	Number of Ships	Tonnage (GRT)
<b>Total:</b>	<b>1,826</b>	<b>38,390,891</b>	<b>1,827</b>	<b>37,404,848</b>	<b>0.1</b>	<b>-2.6</b>	<b>1,834</b>	<b>36,336,537</b>	<b>0.4</b>	<b>-2.9</b>
<b>Cargo</b>	370	10,949,950	362	10,472,202	-2.2	-4.4	357	10,053,287	-1.4	-4.0
<b>Tankers</b>	437	26,040,267	422	25,532,451	-3.4	-2.0	410	24,917,249	-2.8	-2.4
<b>Passenger ships</b>	751	1,267,195	770	1,256,924	2.5	-0.8	788	1,223,675	2.3	-2.6
<b>Other</b>	268	133,479	273	143,271	1.9	7.3	279	142,326	2.2	-0.7

\*Revised data

**Graph 2a: Number of Greek Merchant ships of 100 GRT and over, by types of ships, September 2022 – 2024**



**Graph 2b: Tonnage of Greek Merchant Ships of 100 GRT and over, by types of ships, September 2022 – 2024**

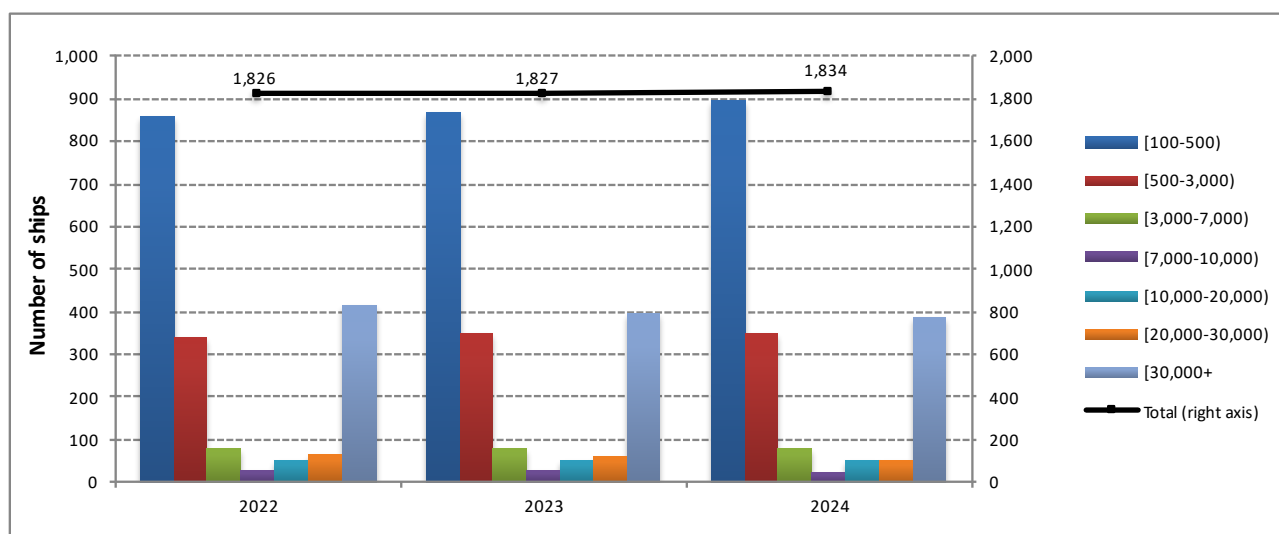


**Table 2: Distribution of the Greek Merchant ships of 100 GRT and over, by tonnage groups, September 2022 – 2024**

September										
Tonnage Groups	2022*		2023		Change % 2023/2022		2024		Change % 2024/2023	
	Number of Ships	Tonnage (GRT)	Number of Ships	Tonnage (GRT)	Number of Ships	Tonnage (GRT)	Number of Ships	Tonnage (GRT)	Number of Ships	Tonnage (GRT)
<b>Total:</b>	<b>1,826</b>	<b>38,390,891</b>	<b>1,827</b>	<b>37,404,848</b>	<b>0.1</b>	<b>-2.6</b>	<b>1,834</b>	<b>36,336,737</b>	<b>0.4</b>	<b>-2.9</b>
[100-500)	859	209,722	870	211,625	1.3	0.9	898	220,222	3.2	4.1
[500-3,000)	340	428,377	350	438,464	2.9	2.4	347	437,324	-0.9	-0.3
[3,000-7,000)	76	336,318	79	348,900	3.9	3.7	78	344,126	-1.3	-1.4
[7,000-10,000)	24	202,584	24	200,542	0.0	-1.0	23	190,134	-4.2	-5.2
[10,000-20,000)	50	721,927	48	688,045	-4.0	-4.7	51	727,859	6.3	5.8
[20,000-30,000)	63	1,669,686	58	1,539,480	-7.9	-7.8	51	1,337,953	-12.1	-13.1
[30,000+)	414	34,822,277	398	33,977,792	-3.9	-2.4	386	33,079,119	-3.0	-2.6

\*Revised data

**Graph 3: Distribution of Greek Merchant ships of 100 GRT and over, by tonnage groups, September 2022 – 2024**

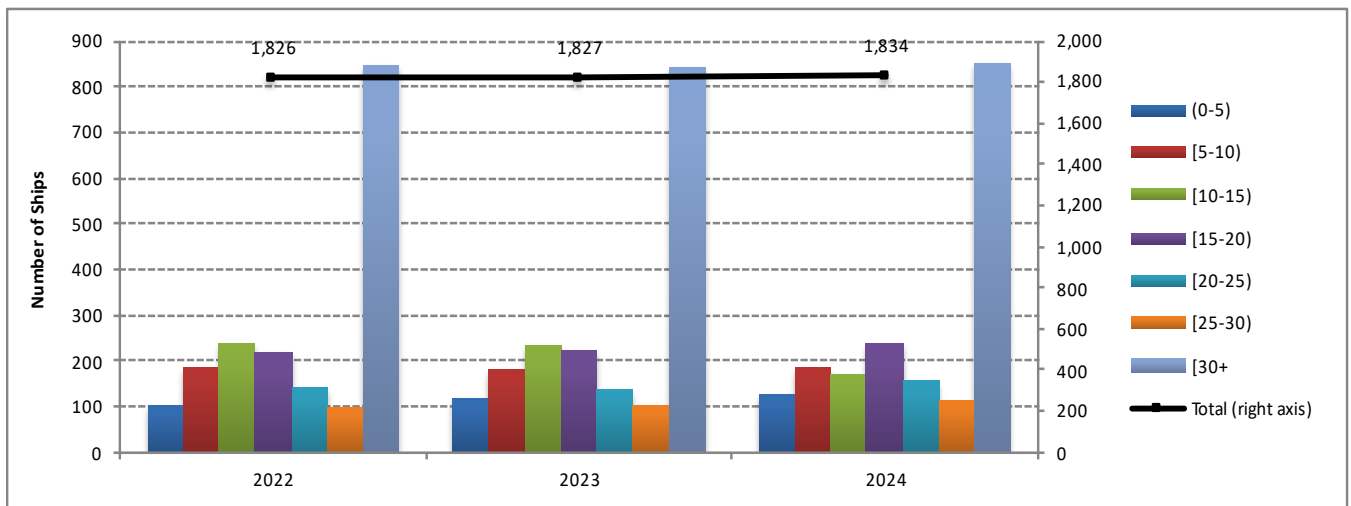


**Table 3: Distribution of Greek Merchant ships of 100 GRT and over, by age groups, September 2022 – 2024**

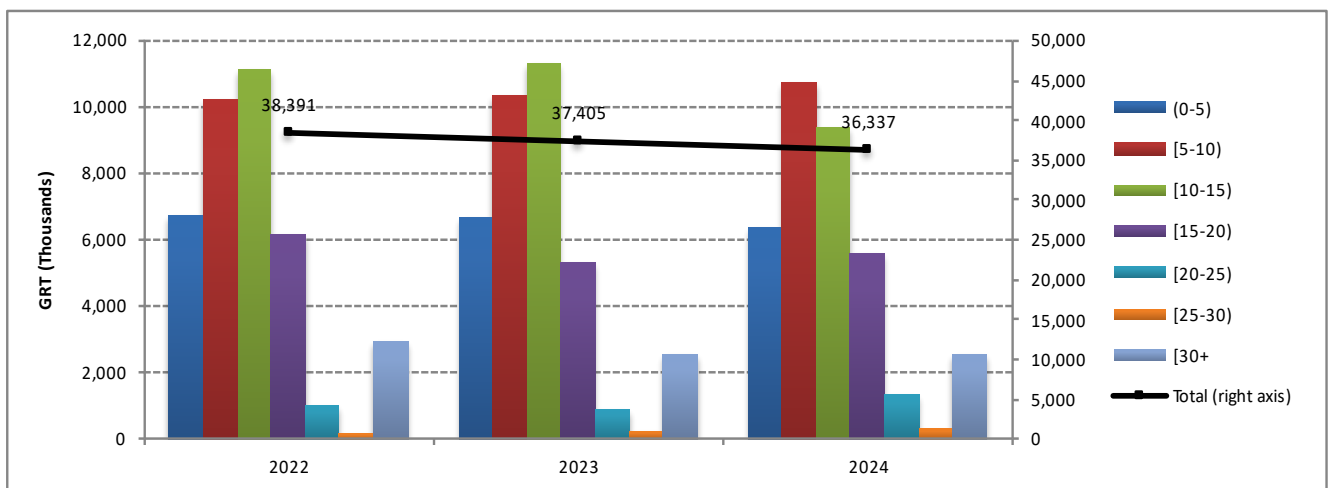
September										
2022*			2023		Change % 2023/2022		2024		Change % 2024/2023	
Age Groups	Number of Ships	Tonnage (GRT)	Number of Ships	Tonnage (GRT)	Number of Ships	Tonnage (GRT)	Number of Ships	Tonnage (GRT)	Number of Ships	Tonnage (GRT)
<b>Total:</b>	<b>1,826</b>	<b>38,390,891</b>	<b>1,827</b>	<b>37,404,848</b>	<b>0.1</b>	<b>-2.6</b>	<b>1,834</b>	<b>36,336,537</b>	<b>0.4</b>	<b>-2.9</b>
<b>(0-5)</b>	104	6,760,102	115	6,707,188	10.6	-0.8	125	6,379,996	8.7	-4.9
<b>[5-10)</b>	183	10,199,108	178	10,362,003	-2.7	1.6	184	10,764,593	3.4	3.9
<b>[10-15)</b>	238	11,131,923	231	11,333,257	-2.9	1.8	171	9,404,479	-26.0	-17.0
<b>[15-20)</b>	217	6,188,931	221	5,313,893	1.8	-14.1	236	5,589,450	6.8	5.2
<b>[20-25)</b>	139	1,013,027	136	875,890	-2.2	-13.5	156	1,326,984	14.7	51.5
<b>[25-30)</b>	97	187,317	102	242,006	5.2	29.2	111	321,185	8.8	32.7
<b>[30+)</b>	848	2,910,483	844	2,570,611	-0.5	-11.7	851	2,549,850	0.8	-0.8

\*Revised data

**Graph 4a: Distribution of Greek Merchant ships 100 GRT and over, by age groups, September 2022 – 2024**



**Graph 4b: Tonnage of Greek Merchant ships of 100 GRT and over, by age groups, September 2022–2024**



## METHODOLOGICAL NOTES

- Greek Merchant Fleet Survey** The Survey on the Greek Merchant Fleet is conducted on a monthly basis since 1964 without any major methodological changes ever since. The purpose of the survey is to fully record statistical data on the number and basic characteristics of the Greek merchant ships, thus depicting the evolution over the course of time of the Greek merchant fleet.
- Legal Framework** The survey is conducted in compliance with the joint Ministerial Decision (No 6792/G-81/11-4-97), signed by the Minister of National Economy and the Minister of Mercantile Marine.
- Reference Period** The results of the survey refer to the end of September 2024.
- Coverage** The survey covers all domestic Port Authorities, as well as Greek Consular Port Authorities abroad, which keep ship registers. These Authorities have to send a report on a monthly basis to the Hellenic Statistical Authority (ELSTAT), pertaining to the changes in the Greek merchant ships registered in their ship registers.
- Definitions**
- Merchant ship:** Seagoing self-propelled vessel, at least of 10 GRT, designed for the carriage of goods, transport of passengers, for fishing, towing or specially fitted out for other commercial maritime activities.
- Greek merchant fleet:** The total number of the merchant ships under Greek flag. The Greek flag carried by these ships means that all their maritime activities (subsidies for ship building, cargo limitations and other tax provisions) are governed by commercial and economic rules which are laid down by the respective Greek authorities.
- Gross Register Tonnage (GRT):** Refers to the spaces within the hull and of the enclosed spaces above the deck which are available for carrying goods, food, passengers and crew, GRT is equal to the volume of 100 cubic feet or 2.83 m<sup>3</sup>.
- Net Register Tonnage (NRT):** It is derived from the gross tonnage by deducting allowances in respect of spaces used for the crew, navigating and propelling machinery, fuel and water ballasts, and other spaces not used for passengers or cargo.
- Age of ship:** indicated by the year of original construction of the hull or that of the hull containing the engine room.
- Methodology** It is an exhaustive survey conducted by all domestic Port Authorities and Greek Consular Port Authorities abroad, which report to ELSTAT, on a monthly basis, on changes in the ships pertaining to: a) new registrations of ships in the ship registers, b) change in the name of a ship, c) change of ownership, d) transfers to or from a different port, e) deletion of a ship from a ship's register, f) final measurement – remeasurement of ships, g) replacement of the ship's engine.
- All these data, after being fully processed, are used to update, through a specially designed software application, the Official Register of Greek Merchant Ships. This Register is used for the production of monthly and annual statistical results.
- References** Further information (tables, charts) concerning the Survey on the Greek Merchant Fleet can be found on the webpage of ELSTAT ([www.statistics.gr](http://www.statistics.gr)), under the link: <https://www.statistics.gr/el/statistics/-/publication/SMA27>