



HELLENIC REPUBLIC
HELLENIC STATISTICAL AUTHORITY

Piraeus, 18 November 2020

PRESS RELEASE

EVOLUTION OF TURNOVER OF ENTERPRISES UNDER SUSPENSION OF OPERATION DUE TO THE PANDEMIC OF THE CORONA VIRUS DISEASE 2019 (COVID-19)

SEPTEMBER AND 3rd QUARTER 2020

The Hellenic Statistical Authority (ELSTAT) announces data on the evolution of turnover of the enterprises that were under suspension of operation in March 2020, on the basis of state order, due to the pandemic of the corona virus disease 2019 (COVID-19) (corresponding link, available only in Greek, [KAD of closed enterprises](#)).

The current publication is a sequel of the relevant Press Releases published by ELSTAT ([PR link](#)), incorporating the most recent data on turnover from Administrative Sources for September and 3rd quarter 2020. Similar publications have been planned to be issued on a monthly basis, during the whole period in which the recording of the impact of COVID-19 on the performance of Greek enterprises that were under suspension of operation in the framework of the confinement measures will remain relevant and warranted.

In addition, starting from the Press Release published in June 2020, tables and graphs presenting aggregated turnover data for all enterprises and sectors of the economy throughout the period under review have been incorporated, as a comparative basis for the assessment of the effects of COVID-19 pandemic, in terms of turnover rates of change, in total and by sector.

The purpose served by these publications is to both monitor and present the evolution of the basic economic concept of interest (turnover from Administrative Sources) for the enterprises under suspension of operation, in distinct periods ranging from the beginning of the current year, during the whole period of the implementation of the confinement measures and during the period of the gradual lifting of these measures, as well as in comparison with the corresponding months of 2019.

The published data can on the one hand highlight, which enterprises suffer more in terms of turnover decrease during the implementation period of the confinement measures and on the other hand the relative speed at which enterprises recovered upon the gradual lifting of these measures.

Moreover, on the basis of the published data, it can be concluded from the supply side, which enterprises responded – adapted faster to the lifting of the confinement measures and to the operation under the newly imposed conditions due to the pandemic. In parallel, from the demand side, useful conclusions can be drawn indirectly as regards the enterprises that were chosen in priority and more massively by the consumers (natural persons and enterprises) from the beginning of the lifting of the confinement measures, in order to satisfy their basic and other needs.

Information on methodological issues:

Business Statistics Division

Registers and Big Enterprises Section

Head of Section: Adamantia Georgostathi

Tel.: +30 213 135 2043

e-mail: a.georgostathi@statistics.gr

Information on data provision:

Tel.: +30 213 135 2022, 2308, 2310

E-mail: data.dissem@statistics.gr

More specifically,

Concerning **the enterprises and the activities of the economy as a whole**, the turnover in the third quarter 2020 amounted to 69,807,414 thousand euro, recording a decrease of 15.8% in comparison with the third quarter 2019, when the respective turnover was 82,914,982 thousand euro. The largest increase in turnover per 10.6% in the third quarter 2020 compared with the third quarter 2019 was recorded from the enterprises of the section Public Administration and Defense; Compulsory Social Security. The largest decrease in turnover per 50.4% in the third quarter 2020 compared with the third quarter 2019 was recorded from the enterprises of the section Accommodation and Food Service Activities, while the smallest decrease in turnover per 0.8% was recorded from the enterprises of Mining and Quarrying section (Table 1a).

For **the enterprises of the economy as a whole, obliged to double-entry accounting bookkeeping**, for which data are available on a monthly basis, the turnover in September 2020 amounted to 19,061,914 thousand euro, recording a decrease of 11.8% in comparison with September 2019, when the respective turnover was 21,612,901 thousand euro. The largest increase in turnover per 11.7% in September 2020 compared with September 2019 was recorded from the enterprises of the section Water Supply, Sewerage, Waste Management and Remediation Activities. The largest decrease in turnover per 46.8% in September 2020 compared with September 2019 was recorded from the enterprises of the section Accommodation and Food Service Activities, while the smallest decrease in turnover per 0.6% was recorded from the enterprises of Information and Communication section (Table 1b).

From **the 205,984 enterprises that were under suspension of operation in March 2020**, the turnover in the third quarter 2020 amounted to 7,102,002 thousand euro, recording a decrease of 33.1% in comparison with the third quarter 2019, when the respective turnover was 10,610,210 thousand euro. The largest increase in turnover per 2.2% in the third quarter 2020 compared with the third quarter 2019 was recorded from the enterprises of the activity class Education. The largest decrease in turnover per 61.6% in the third quarter 2020 compared with the third quarter 2019 was recorded from the enterprises of the activity classes Accommodation and Motion picture, video and television programme production, sound recording and music publishing activities, while the smallest decrease in turnover per 6.5% was recorded from the enterprises of the activity class Social work activities without accommodation (Table 2a).

For **the enterprises under suspension of operation in March 2020, obliged to double-entry accounting bookkeeping**, for which data are available on a monthly basis, the turnover in September 2020 amounted to 1,513,135 thousand euro, recording a decrease of 27.5% in comparison with September 2019, when the respective turnover was 2,087,571 thousand euro. The largest decrease in turnover per 76.4% in September 2020 compared with September 2019 was recorded from the enterprises in the activity class Activities of membership organisations, while the smallest decrease in turnover per 1.7% was recorded from the enterprises in the activity class Education (Table 2b).

Table 1a. Turnover (in thousand €), from Administrative Sources, for the Total of Enterprises in the Greek Economy (Statistical Business Register, year 2017), per section of Economic Activity (NACE Rev. 2)

ECONOMIC ACTIVITY	NUMBER OF ENTERPRISES		Turnover (in thousand €)				Rates of Change (%)	
	Total	Under suspension of operation	2 nd Quarter 2019	3 rd Quarter 2019	2 nd Quarter 2020	3 rd Quarter 2020	2 nd Quarter 2020/2019	3 rd Quarter 2020/2019
A: Agriculture, Forestry and Fishing	528,632		1,513,172	1,471,603	1,461,869	1,542,994	-3.4	4.9
B: Mining and Quarrying	625		233,731	205,880	183,854	204,191	-21.3	-0.8
C: Manufacturing	58,300		16,789,774	16,405,864	13,161,501	14,307,449	-21.6	-12.8
D: Electricity, Gas, Steam and Air Conditioning Supply	7,326		4,119,678	4,646,414	3,523,077	3,726,873	-14.5	-19.8
E: Water Supply, Sewerage, Waste Management and Remediation Activities	1,970		512,229	465,707	412,068	489,494	-19.6	5.1
F: Construction	62,749		2,429,755	2,365,705	1,896,706	2,293,024	-21.9	-3.1
G: Wholesale and Retail Trade; Repair of Motor Vehicles and Motorcycles	234,733	59,838	31,484,040	32,010,893	25,559,252	29,832,817	-18.8	-6.8
H: Transportation and Storage	61,152		4,301,832	4,913,025	2,581,621	3,374,799	-40.0	-31.3
I: Accommodation and Food Service Activities	111,780	92,272	3,293,218	6,332,920	697,411	3,138,805	-78.8	-50.4
J: Information and Communication	17,020	180	3,493,562	2,767,319	2,623,656	2,691,078	-24.9	-2.8
K: Financial and Insurance Activities	16,717		3,431,703	3,598,030	2,042,785	1,901,422	-40.5	-47.2
L: Real Estate Activities	9,673		484,552	539,050	353,813	413,103	-27.0	-23.4
M: Professional, Scientific and Technical Activities	138,195	250	2,450,671	2,269,169	2,082,209	2,189,447	-15.0	-3.5
N: Administrative and Support Service Activities	20,183	2,208	1,834,873	2,445,051	887,361	1,368,664	-51.6	-44.0
O: Public Administration and Defense; Compulsory Social Security	989		96,915	101,332	96,414	112,070	-0.5	10.6
P: Education	20,517	18,222	142,784	122,331	102,880	125,056	-27.9	2.2
Q: Human Health and Social Work Activities	57,629	1,311	511,085	469,112	463,039	472,698	-9.4	0.8
R: Arts, Entertainment and Recreation	20,857	12,976	1,305,141	1,381,220	611,370	1,303,727	-53.2	-5.6
S: Other Service Activities	37,574	18,727	326,769	363,811	232,286	300,010	-28.9	-17.5
W: Unknown Activity	8,749		44,772	40,546	14,759	19,693	-67.0	-51.4
Total	1,415,370	205,984	78,800,256	82,914,982	58,987,931	69,807,414	-25.1	-15.8

Note:

Enterprises with single-entry accounting bookkeeping are obliged to submit data to tax authorities on a quarterly basis, while enterprises with double-entry accounting bookkeeping are obliged to submit data on a monthly basis. Therefore, for the total of enterprises, data are available only on a quarterly basis.

In cases where data were not available for September 2020, estimation was made on the basis of August 2020 turnover.

Table 1b. Turnover (in thousand €), from Administrative Sources, for the Total of Enterprises in the Greek Economy (Statistical Business Register, year 2017), obliged to double-entry accounting bookkeeping, per section of Economic Activity (NACE Rev. 2)

ECONOMIC ACTIVITY		Turnover (in thousand €)				Rates of change (%)	
Code NACE Rev.2	Description	August 2019	September 2019	August 2020	September 2020	August 2020/2019	September 2020/2019
A	Agriculture, Forestry and Fishing	141,472	142,730	151,342	154,180	7.0	8.0
B	Mining and Quarrying	52,503	74,877	47,814	72,394	-8.9	-3.3
C	Manufacturing	4,422,682	5,316,250	3,897,005	4,571,663	-11.9	-14.0
D	Electricity, Gas, Steam and Air Conditioning Supply	1,511,107	1,528,780	1,235,974	1,286,864	-18.2	-15.8
E	Water Supply, Sewerage, Waste Management and Remediation Activities	133,027	145,801	128,710	162,895	-3.2	11.7
F	Construction	470,923	556,376	440,948	540,796	-6.4	-2.8
G	Wholesale and Retail Trade; Repair of Motor Vehicles and Motorcycles	7,618,676	7,795,298	6,773,317	7,562,397	-11.1	-3.0
H	Transportation and Storage	1,218,256	1,239,258	835,730	879,469	-31.4	-29.0
I	Accommodation and Food Service Activities	1,489,144	1,083,777	664,729	576,824	-55.4	-46.8
J	Information and Communication	768,715	893,733	733,939	888,242	-4.5	-0.6
K	Financial and Insurance Activities	1,520,013	770,299	559,854	655,715	-63.2	-14.9
L	Real Estate Activities	158,844	153,999	117,312	131,081	-26.1	-14.9
M	Professional, Scientific and Technical Activities	373,012	496,959	339,915	498,970	-8.9	0.4
N	Administrative and Support Service Activities	697,602	666,317	387,859	381,508	-44.4	-42.7
O	Public Administration and Defense; Compulsory Social Security	27,305	26,033	32,539	26,437	19.2	1.6
P	Education	20,441	40,355	11,586	39,573	-43.3	-1.9
Q	Human Health and Social Work Activities	111,523	149,911	121,116	161,527	8.6	7.7
R	Arts, Entertainment and Recreation	399,715	473,749	405,713	422,585	1.5	-10.8
S	Other Service Activities	49,993	50,862	38,929	43,008	-22.1	-15.4
W	Unknown Activity	10,012	7,536	4,434	5,786	-55.7	-23.2
Total		21,194,966	21,612,901	16,928,765	19,061,914	-20.1	-11.8

Note:

In cases where data were not available for September 2020, estimation was made on the basis of August 2020 turnover.

Table 2a. Turnover (in thousand €) from Administrative Sources for the Total of Enterprises under Suspension of Operation in March 2020, per Economic Activity Class (NACE Rev. 2)

ECONOMIC ACTIVITY		Turnover (in thousand €)				Rates of change (%)	
Code NACE Rev. 2	Description	2 nd Quarter 2019	3 rd Quarter 2019	2 nd Quarter 2020	3 rd Quarter 2020	2 nd Quarter 2020/2019	3 rd Quarter 2020/2019
47	Retail trade, except of motor vehicles and motorcycles	2,537,197	2,813,400	1,770,368	2,516,992	-30.2	-10.5
55	Accommodation	1,778,933	3,894,207	94,642	1,493,684	-94.7	-61.6
56	Food and beverage service activities	1,369,141	2,186,615	554,931	1,508,011	-59.5	-31.0
59	Motion picture, video and television programme production, sound recording and music publishing activities	15,752	16,921	1,835	6,491	-88.4	-61.6
71	Architectural and engineering activities; technical testing and analysis	28,426	29,145	24,491	26,696	-13.8	-8.4
77	Rental and leasing activities	22,948	34,236	9,381	22,031	-59.1	-35.6
82	Office administrative, office support and other business support activities	46,698	42,306	10,429	21,456	-77.7	-49.3
85	Education	141,253	119,913	100,008	122,537	-29.2	2.2
88	Social work activities without accommodation	11,399	12,012	10,849	11,229	-4.8	-6.5
90	Creative, arts and entertainment activities	58,885	44,074	27,313	24,195	-53.6	-45.1
91	Libraries, archives, museums and other cultural activities	27,757	26,728	14,765	24,774	-46.8	-7.3
92	Gambling and betting activities	1,058,726	1,101,384	506,950	1,115,131	-52.1	1.2
93	Sports activities and amusement and recreation activities	127,500	180,916	41,836	116,295	-67.2	-35.7
94	Activities of membership organisations	4,235	5,515	1,892	3,834	-55.3	-30.5
96	Other personal service activities	100,334	102,841	62,928	88,646	-37.3	-13.8
Total		7,329,184	10,610,210	3,232,618	7,102,002	-55.9	-33.1

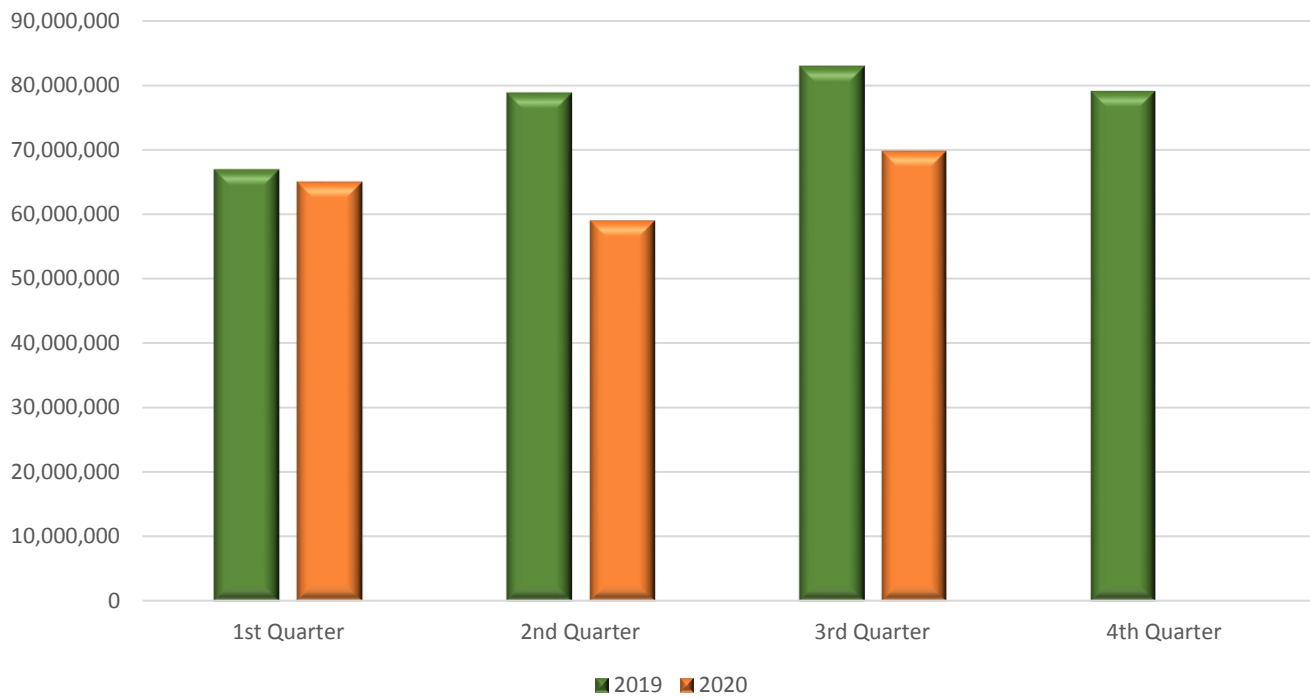
Note:

Enterprises with single-entry accounting bookkeeping are obliged to submit data to tax authorities on a quarterly basis, while enterprises with double-entry accounting bookkeeping are obliged to submit data on a monthly basis. Therefore, for the total of enterprises, data are available only on a quarterly basis.

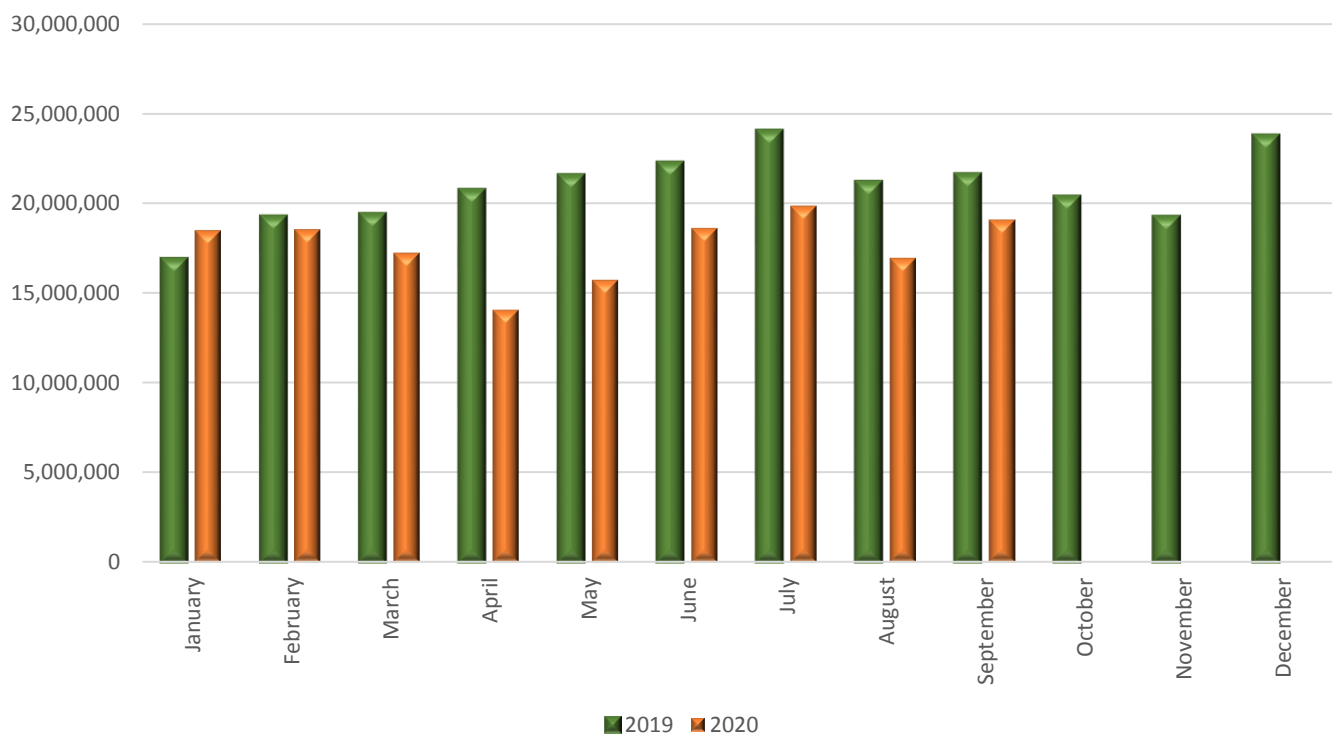
Table 2b. Turnover (in thousand €) from Administrative Sources for Enterprises under Suspension of Operation in March 2020, obliged to double-entry accounting bookkeeping, per Economic Activity Class (NACE Rev. 2)

ECONOMIC ACTIVITY		Turnover (in thousand €)				Rates of change (%)	
Code NACE Rev. 2	Description	August 2019	September 2019	August 2020	September 2020	August 2020/2019	September 2020/2019
47	Retail trade, except of motor vehicles and motorcycles	502,725	512,449	438,043	487,655	-12.9	-4.8
55	Accommodation	1,255,740	884,881	515,801	450,625	-58.9	-49.1
56	Food and beverage service activities	162,147	138,226	109,008	91,659	-32.8	-33.7
59	Motion picture, video and television programme production, sound recording and music publishing activities	3,371	5,243	1,141	1,586	-66.2	-69.8
71	Architectural and engineering activities; technical testing and analysis	7,011	7,467	6,059	6,790	-13.6	-9.1
77	Rental and leasing activities	3,958	3,696	2,318	2,615	-41.4	-29.2
82	Office administrative, office support and other business support activities	3,924	16,297	1,897	6,912	-51.7	-57.6
85	Education	20,336	39,950	11,386	39,284	-44.0	-1.7
88	Social work activities without accommodation	2,033	3,619	2,294	3,328	12.8	-8.0
90	Creative, arts and entertainment activities	3,857	8,680	2,503	7,431	-35.1	-14.4
91	Libraries, archives, museums and other cultural activities	4,028	4,158	3,199	1,948	-20.6	-53.2
92	Gambling and betting activities	362,297	393,048	360,276	380,239	-0.6	-3.3
93	Sports activities and amusement and recreation activities	27,129	63,989	37,177	29,351	37.0	-54.1
94	Activities of membership organisations	236	483	356	114	50.8	-76.4
96	Other personal service activities	4,811	5,385	3,215	3,598	-33.2	-33.2
Total		2,363,603	2,087,571	1,494,673	1,513,135	-36.8	-27.5

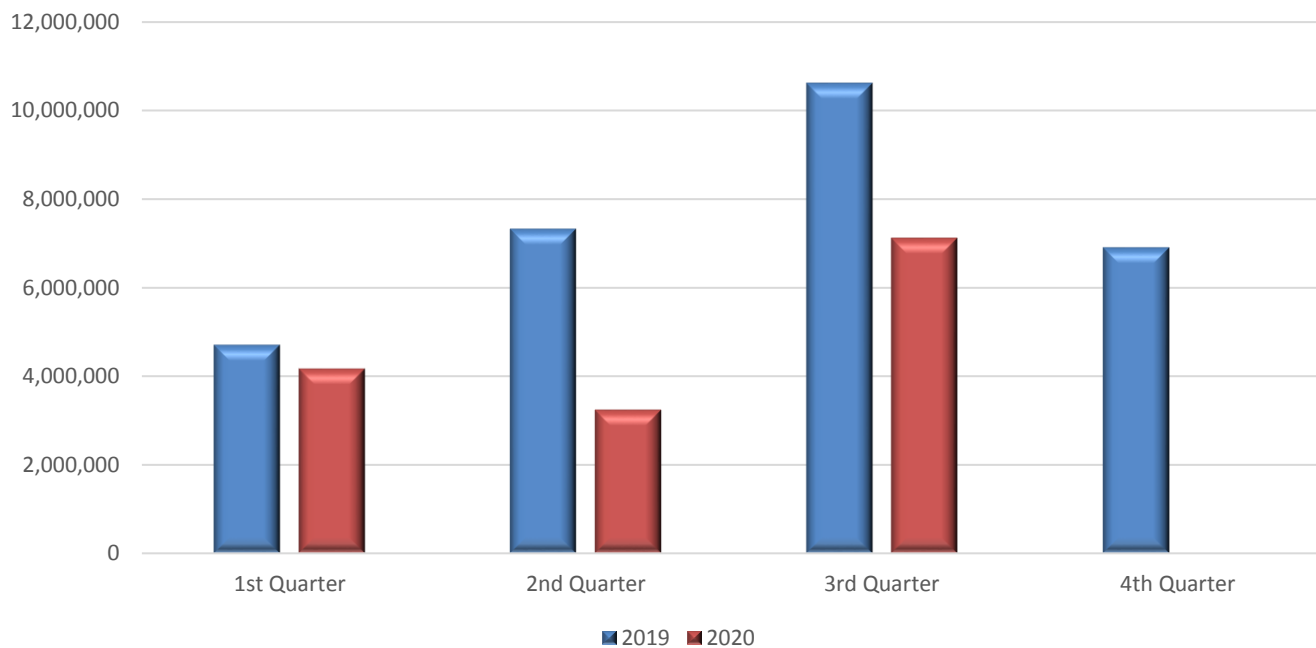
Graph 1. Turnover (in thousand €), for the Total of Enterprises in the Greek Economy



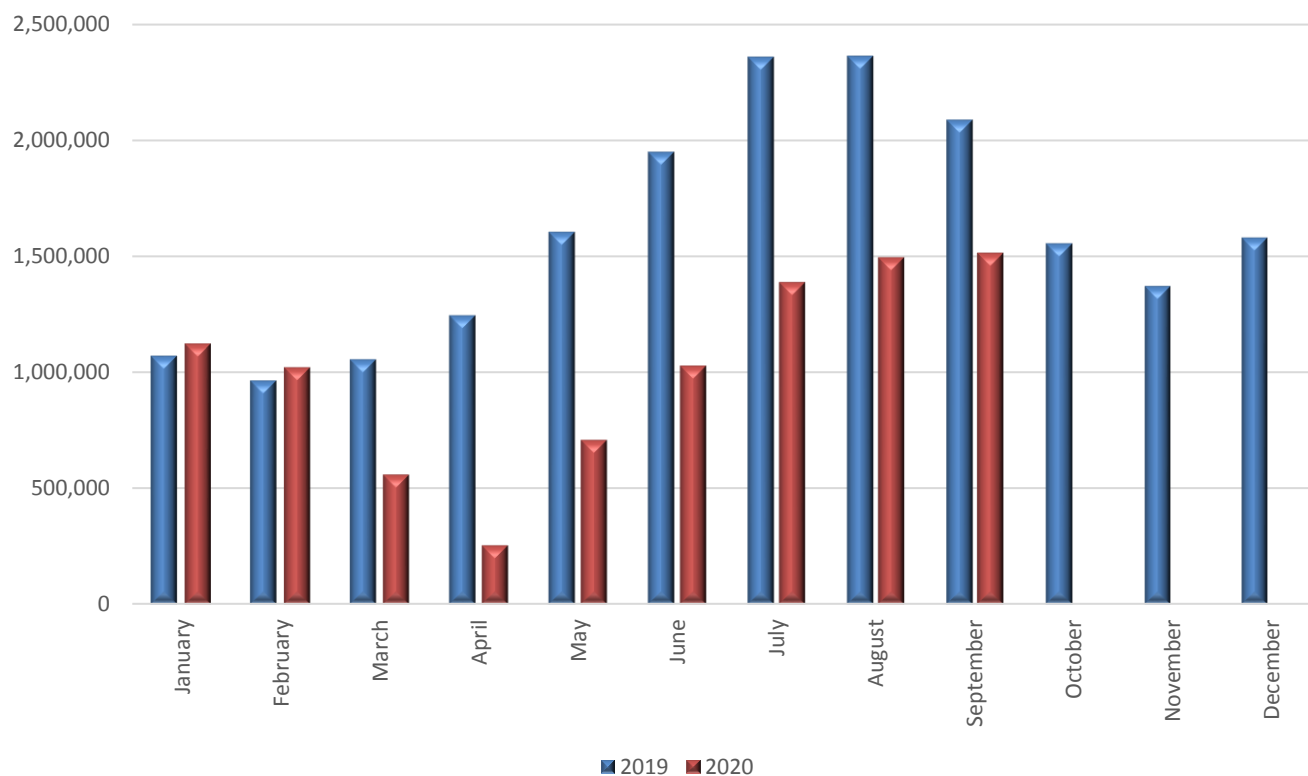
Graph 2. Turnover (in thousand €) only for the Total of Enterprises in the Greek Economy obliged to Double-entry Accounting Bookkeeping (monthly data submission)



Graph 3. Turnover (in thousand €), for the Total of Enterprises under Suspension of Operation



Graph 4. Turnover (in thousand €) only of Enterprises under Suspension of Operation obliged to Double-entry Accounting Bookkeeping (monthly data submission)



Generally The present Press Release provides statistical data on enterprises classified in the economic activity classes that were or are under suspension of operation on the basis of state order in March 2020, due to the pandemic of the corona virus disease 2019 (COVID-19), (relevant link from the Ministry of Finance webpage, available only in Greek, [KAD of closed enterprises](#)).

These statistical data have been compiled on the basis of the linking and processing of primary data from the following sources:

- The most recent published Statistical Business Register of ELSTAT, of the reference year 2017.
- Administrative registers of enterprises, of the reference year 2019.
- Administrative transactions files (tax, etc) of the reference years 2019 and 2020.

In particular, the following primary data have been used per source:

- Active enterprises and the economic activity class from the Statistical Business Register of the reference year 2017.
- The population of legal units (VAT number) classified in KAD (Codes of Activity) with temporary suspension of operation, from administrative registers of enterprises, of year 2019.
- Income data from administrative transaction files of the years 2019 and 2020.

It has to be noted, that after the process of matching the KAD codes to the classes of the Statistical Classification of Economic Activities (NACE Rev. 2), for which a total (referring to all the underlying activities) or a partial suspension of operation is applied for the enterprises that are classified to them on the basis of state order in March 2020, follows the linking with the data of the Statistical Business Register of the year 2017, which is the main reference framework for the current Press Release. This linking leads to different results as regards the share of enterprises under suspension of operation per economic activity class NACE Rev.2, (mainly, because there are enterprises that were operating during the whole or part of the year 2017 and they were closed from 2018 onwards).

Statistical classifications For the economic activities, the European statistical classification of economic activities NACE Rev. 2 is used. It is noted that an automatic transition from KAD to codes of NACE Rev. 2 classification was applied on the basis of valid correspondence rules.

Reference Period September and 3rd Quarter 2020.

Statistical unit The statistical unit is the legal unit (distinct VAT numbers).

Comparability The announced statistical data are comparable with the data of the most recent Statistical Business Register of ELSTAT, of the reference year 2017 (relevant link from the webpage of ELSTAT, where tables and information on the methodology applied are provided [Statistical Business Register](#)).

References Analytical tables are available under ELSTAT's website (www.statistics.gr) at the following link: <https://www.statistics.gr/en/statistics/-/publication/SBR02/>

ANNEX

List of Codes of National Activities (KAD), for which suspension of operation holds, which correspond to part of classes of specific divisions of the Statistical Classification of Economic Activities (NACE Rev. 2)

Statistical Classification of Economic Activities (NACE Rev. 2)		Codes of National Activities (KAD) for which suspension of operation holds		
Divisions	Classes	4dgt codes	6dgt, 8dgt codes	Exceptions from 4-digit KAD for which suspension of operation holds
47	4711			
47	4719	4719		47.19.10.01, 47.19.10.02
47	4721			
47	4722			
47	4723			
47	4724			
47	4725			
47	4726			
47	4729			
47	4730			
47	4741	4741		
47	4742	4742		
47	4743	4743		
47	4751	4751		
47	4752	4752		
47	4753	4753		
47	4754	4754		
47	4759	4759		
47	4761	4761		
47	4762		47.62.63	
47	4763	4763		
47	4764	4764		
47	4765	4765		
47	4771	4771		
47	4772	4772		
47	4773			
47	4774			
47	4775	4775		47.75.76.19
47	4776	4776		47.76.77.02, 47.76.77.04, 47.76.77.05, 47.76.77.06 47.76.77.07, 47.76.77.08, 47.76.77.09, 47.76.77.13 47.76.77.14, 47.76.77.15, 47.76.77.16, 47.76.77.17 47.76.77.18, 47.76.77.19, 47.76.77.20 47.76.78, 47.76.79
47	4777	4777		
47	4778	4778		47.78.84, 47.78.85 47.78.87, 47.78.88
47	4779	4779		
47	4781			
47	4782	4782		
47	4789	4789		
47	4791			
47	4799			
55	5510	5510		
55	5520	5520		
55	5530	5530		
55	5590			
56	5610	5610		
56	5621	5621		
56	5629		56.29.20.02	
56	5629		56.29.20.04	
56	5629		56.29.20.05	
56	5630	5630		
59	5911			
59	5912			
59	5913			
59	5914	5914		
59	5920			

Statistical Classification of Economic Activities (NACE Rev. 2)		Codes of National Activities (KAD) for which suspension of operation holds		
Divisions	Classes	4dgt codes	6dgt, 8dgt codes	Exceptions from 4-digit KAD for which suspension of operation holds
71	7111			
71	7112			
71	7120		71.20.14	
77	7711			
77	7712			
77	7721	7721		
77	7722	7722		
77	7729	7729		
77	7731			
77	7732			
77	7733			
77	7734			
77	7735			
77	7739			
77	7740			
82	8211			
82	8219			
82	8220			
82	8230	8230		
82	8291			
82	8292			
82	8299			
85	8510	8510		
85	8520	8520		
85	8531	8531		
85	8532	8532		
85	8541	8541		
85	8542	8542		
85	8551	8551		
85	8552	8552		
85	8553	8553		
85	8559	8559		
85	8560	8560		
88	8810	8810		
88	8891	8891		
88	8899			
90	9001			
90	9002	9002		
90	9003			
90	9004	9004		
91	9101	9101		
91	9102	9102		
91	9103	9103		
91	9104	9104		
92	9200	9200		92.00.14, 92.00.21
93	9311	9311		
93	9312	9312		
93	9313	9313		
93	9319	9319		
93	9321	9321		
93	9329	9329		

Statistical Classification of Economic Activities (NACE Rev. 2)		Codes of National Activities (KAD) for which suspension of operation holds		
Divisions	Classes	4dgt codes	6dgt, 8dgt codes	Exceptions from 4-digit KAD for which suspension of operation holds
94	9411			
94	9412			
94	9420			
94	9491			
94	9492			
94	9499		94.99.16.01	
94	9499		94.99.16.02	
96	9601			
96	9602	9602		
96	9603			
96	9604	9604		
96	9609		96.09.19.06	
96	9609		96.09.19.08	
96	9609		96.09.19.09	
96	9609		96.09.19.12	
96	9609		96.09.19.16	
96	9609		96.09.19.17	