



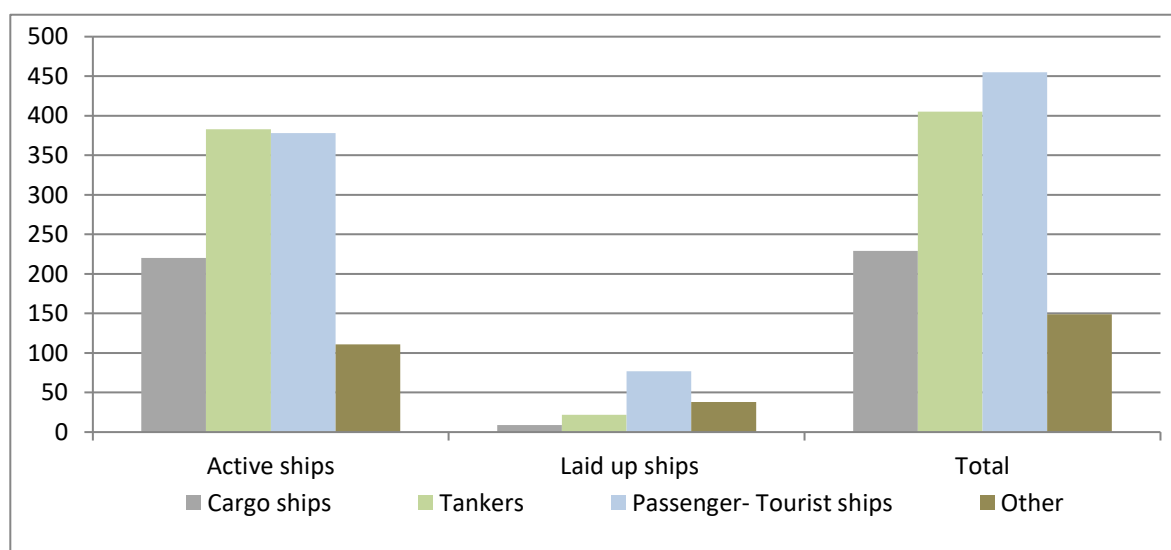
PRESS RELEASE

Census of merchant ships and crews on the 20th of September 2018

The Hellenic Statistical Authority (ELSTAT) announces the results of the census of merchant ships¹ and crews of the 20th of September 2018. According to the census data, out of a total of 1,355 merchant ships, 100 GRT and over, that are included in the Seamen's Pension Fund (NAT) register², 1,238 ships were enumerated from which 1,155 ships were under the Greek flag and 83 ships were Greek-owned under foreign flag contracted with the Seamen's Pension Fund. Out of these 1,155 Greek-flag ships, 1,021 were active, 134 were laid-up ships. Out of the 83 Greek-owned ships under foreign flag, contracted with the Seamen's Pension Fund, 71 ships were active and 12 ships were laid-up (Table 1, Graph 1).

Of the total of 1,238 vessels recorded on the day of the census, 20,691 Greek and foreign seamen were employed. More specifically, 19,648 seamen were employed on the enumerated ships under Greek flag; 57.5% of the crew was Greek seamen while 42.5% were seamen with foreign nationality. As regards the Greek-owned ships under foreign flag, contracted with the Seamen's Pension Fund, 1,043 seamen were employed on these ships and 70.5% of the crew was Greek seamen and 29.5% were seamen with foreign nationality (Table 1, Graph 2).

Graph 1: Merchant ships under Greek flag and Greek-owned under foreign flag contracted with the Seamen's Pension Fund, 100 GTR and over, on the census day (20-9-2018)



Information on methodological issues:

Division of Sectoral Statistics
Section of Transport Statistics
P. Tzortzi, F.Georgakopoulou
Tel : +30 213 135 2187 , +30 213 135 3090
Fax: +30 213 135 2757
E mail: p.tzortzi@statistics.gr
f.georgakopoulou@statistics.gr

Information for data provision:
Tel. +30 213 135 2022
mail. data.dissem@statistics.gr

¹ 100 GRT and over

² The census was conducted on the basis of the Ships Register provided by National Seamen Pension Fund

The comparison between the data of the 2018 census and the corresponding data of the 2016 census indicates a decrease of 4.9% in the total number of Greek and foreign seamen on ships under Greek flag (1,155 ships) and an increase 34.8% is recorded in the total number of Greek and foreign seamen employed on the Greek-owned ships under foreign flag, contracted with the Seamen’s Pension Fund (83 ships). Specifically, a decrease of 2.9% is observed in the Greek seamen employed on ships under Greek flag and an increase of 43% is observed in the number of Greek seamen employed on Greek-owned ships under foreign flag. Respectively, a decrease of 7.5% is observed in the seamen with foreign nationality employed on ships under Greek flag, as well as an increase of 18.5% is observed in the number of foreign seamen employed on Greek-owned ships under foreign flag, contracted with the Seamen’s Pension Fund (Table 1, 2, Graph 3).

The distribution of the seafaring labour force among the different categories of ships indicates that 4,397 (21.3%) Greek and foreign seamen were employed on cargo ships, 9,171 (44.3%) on tankers, 6,489 (31.4%) on passenger and tourist ships and 634 (3.1%) were employed on “other ships” (Table 1).

According to the census data of year 2018, it is observed that out of the total of 19,648 Greek and foreign seamen employed on Greek ships, the senior personnel accounts for 32.4% (6,367 people) of the crew, the lower personnel for 60% (11,794 people), the cadets and healthcare personnel for 7.4% (1,448 people) and the personnel with no specialty accounts for 0.2% (39 people). Respectively, out of the total of 1043 Greek and foreign seamen on Greek-owned ships, contracted with Seamen’s Pension Fund, the senior personnel accounts for 29.8% (311 seamen) of the crew, the lower personnel for 64.5% (673 seamen), cadets and healthcare personnel for 2.5% (26 seamen) and the personnel with no specialty accounts for 3.2% (33 seamen), (Table 3, Graph 4).

Graph 2: Greek and foreign seamen employed on merchant ships of 100 GRT and over, under Greek flag or Greek-owned under foreign flag, contracted with the Seamen’s Pension Fund in census day (20-9-2018)

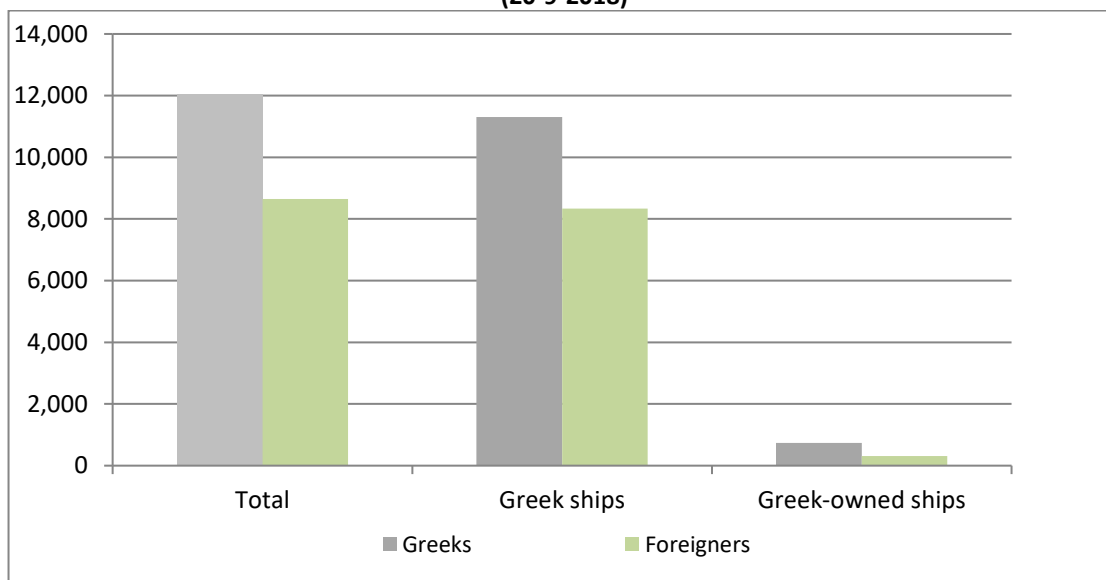


Table 1. Merchant ships of 100 GRT and over, under Greek flag or Greek-owned under foreign flag, contracted with the Seamen's Pension Fund and seamen employed on them on 20th September 2018, by category of ships

	Greek ships				Greek-owned ships				Total		Percentage of seamen (%)			
	Crew of ships				Crew of ships				Ships	Crew of ships	Greek ships		Greek-owned ships	
	Ships	Greek	Foreign	Total	Ships	Greek	Foreign	Total			Greek	Foreign	Greek	Foreign
<i>Ships enumerated at the census</i>	1,155	11,307	8,341	19,648	83	735	308	1,043	1,238	20,691	57.5	42.5	70.5	29.5
Cargo ships	225	1,821	2,506	4,327	4	56	14	70	229	4,397	42.1	57.9	80.0	20.0
Tankers	401	3,564	5,523	9,087	4	34	50	84	405	9,171	39.2	60.8	40.5	59.5
Passenger-Tourist ships	382	5,325	296	5,621	73	624	244	868	455	6,489	94.7	5.3	71.9	28.1
Other	147	597	16	613	2	21	0	21	149	634	97.4	2.6	100.0	0.0
Active ships	1,021	10,945	8,313	19,258	71	681	305	986	1,092	20,244	56.8	43.2	69.1	30.9
Cargo ships	216	1,781	2,500	4,281	4	56	14	70	220	4,351	41.6	58.4	80	20
Tankers	379	3,501	5,507	9,008	4	34	50	84	383	9,092	38.9	61.1	40.5	59.5
Passenger-Tourist ships	317	5,103	290	5,393	61	570	241	811	378	6,204	94.6	5.4	70.3	29.7
Other	109	560	16	576	2	21	0	21	111	597	97.2	2.8	100	0
Laid up ships	134	362	28	390	12	54	3	57	146	447	92.8	7.2	94.7	5.3
Cargo ships	9	40	6	46	0	0	0	0	9	46	87	13	0	0
Tankers	22	63	16	79	0	0	0	0	22	79	79.7	20.3	0	0
Passenger-Tourist ships	65	222	6	228	12	54	3	57	77	285	97.4	2.6	94.7	5.3
Other	38	37	0	37	0	0	0	0	38	37	100	0	0	0
<i>Ships not enumerated at the census for various reasons</i>	109				8				117					

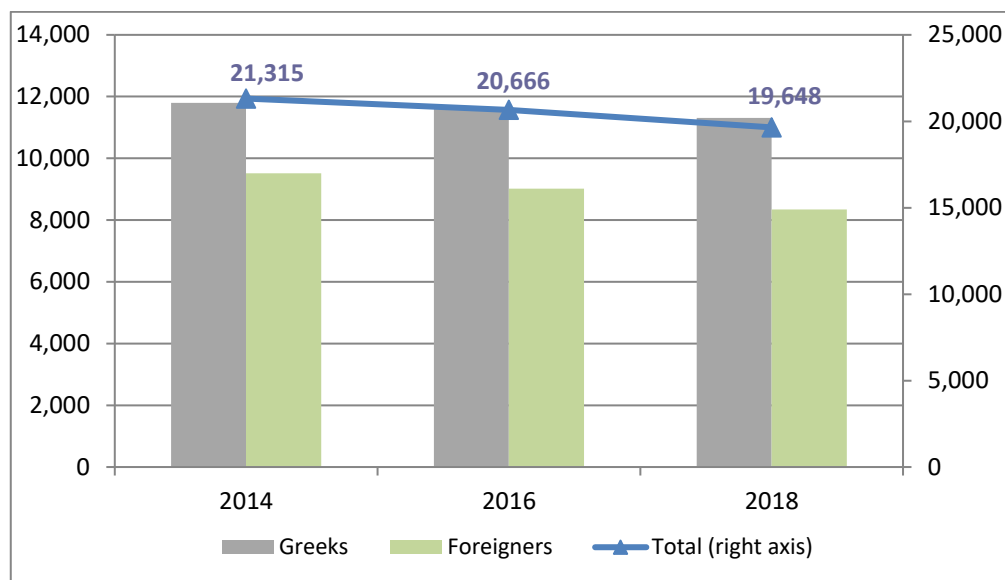
Table 2. Greek and foreign seamen employed on merchant ships of 100 GRT and over, under Greek flag or Greek-owned under foreign flag, contracted with the Seamen's Pension Fund: 2014, 2016 and 2018

	Number of seamen			Change (%)		Percentage (%)		
	20/9/2014	20/9/2016	20/9/2018	2016/2014	2018/2016	20/9/2014	20/9/2016	20/9/2018
Seamen employed on Greek and Greek-owned merchant ships	22,925	21,440	20,691	-6.5	-3.5	100	100	100
Greeks	12,663	12,163	12,042	-3.9	-1,0	55.2	56.7	58.2
Foreigners	10,262	9,277	8,649	-9.6	-6.8	44.8	43.3	41.8
Seamen employed on Greek merchant ships	21,315	20,666	19,648	-3,0	-4.9	100	100	100
Greeks	11,801	11,649	11,307	-1.3	-2.9	55.4	56.4	57.5
Foreigners	9,514	9,017	8,341	-5.2	-7.5	44.6	43.6	42.5
Seamen employed on Greek-owned merchant ships	1,610	774	1,043	-51.9	34.8	100	100	100
Greeks	862	514	735	-40.4	43,0	53.5	66.4	70.5
Foreigners	748	260	308	-65.2	18.5	46.5	33.6	29.5

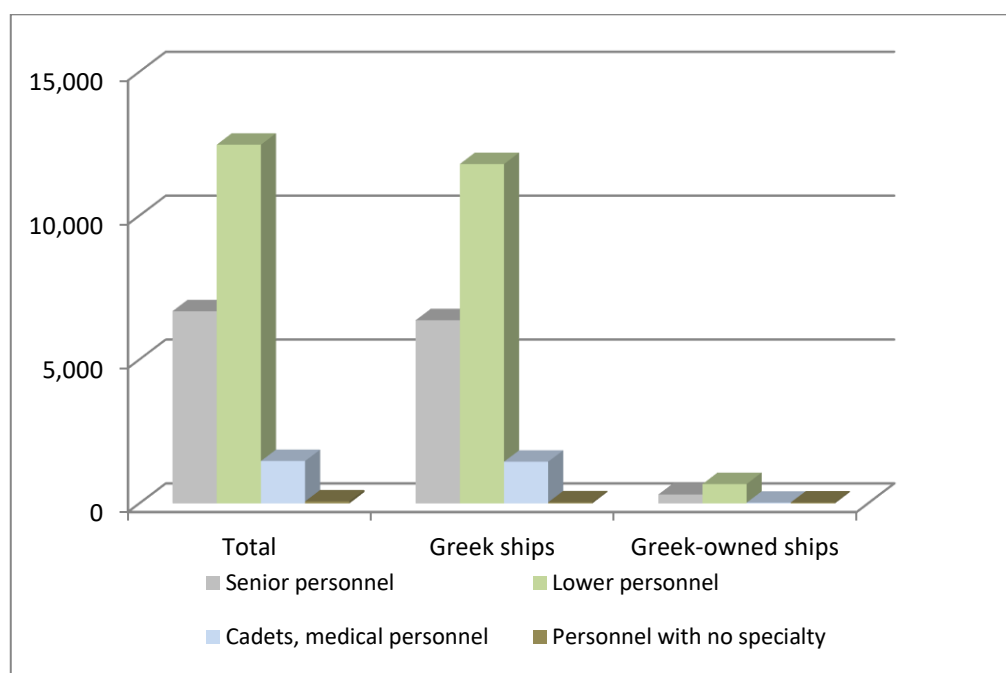
Table 3. Seamen employed on merchant ships of 100 GRT and over, under Greek flag or Greek-owned under foreign flag, contracted with the Seamen's Pension Fund, by major groups of specialties: 2014, 2016 and 2018

Major groups of specialties	Number of seamen			Change (%)		Percentage (%)		
	20/9/2014	20/9/2016	20/9/2018	2016/2014	2018/2016	20/9/2014	20/9/2016	20/9/2018
Seamen employed on Greek and Greek-owned merchant ships	22,925	21,440	20,691	-6.5	-3.5	100	100	100
Senior personnel	7,452	6,987	6,678	-6.2	-4.4	32.5	32.6	32.3
Lower personnel	13,700	12,855	12,467	-6.2	-3.0	59.8	60.0	60.3
Cadets, medical personnel	1,680	1,535	1,474	-8.6	-4.0	7.3	7.2	7.1
Personnel with no specialty	93	63	72	-32.3	14.3	0.4	0.3	0.3
Seamen employed on Greek merchant ships	21,315	20,666	19,648	-3.0	-4.9	100	100	100
Masters and senior personnel	6,933	6,766	6,367	-2.4	-5.9	32.5	32.7	32.4
Lower personnel	12,769	12,366	11,794	-3.2	-4.6	59.9	59.8	60.0
Cadets, medical personnel	1,585	1,507	1,448	-4.9	-3.9	7.4	7.3	7.4
Personnel with no specialty	28	27	39	-3.6	44.4	0.1	0.1	0.2
Seamen employed on Greek-owned merchant ships	1,610	774	1,043	-51.9	34.8	100	100	100
Masters and senior personnel	519	221	311	-57.4	40.7	32.2	28.6	29.8
Lower personnel	931	489	673	-47.5	37.6	57.8	63.2	64.5
Cadets, medical personnel	95	28	26	-70.5	-7.1	5.9	3.6	2.5
Personnel with no specialty	65	36	33	-44.6	-8.3	4.0	4.7	3.2

Graph 3: Greek and foreign seamen employed on Greek merchant ships of 100 GRT and over, in census day (20-9-2018)



Graph 4: Seamen employed on merchant ships of 100 GRT and over, under Greek flag or Greek-owned under foreign flag, contracted with the Seamen's Pension Fund, by major groups of specialties, in census day (20-9-2018)



EXPLANATORY NOTES

Ships and Crew Census	The Ships and Crew Census (Seafaring Labor Force), is conducted every 2 years on the 20 th of September of the reference year. The aim of the census is to measure the seafaring labour force of the Greek merchant fleet, as well as to collect data referring to the general characteristics of the employed seamen. Additionally, the Statistical Register of Greek Merchant Ships maintained by ELSTAT for statistical purposes is updated on the basis of the census data.
Legal framework	The census is conducted in the framework of the provisions laid down by the Joint Decision 6164/Γ4-606/19-7-2018 (ΦΕΚ 3218 Β'/06-08-2018) signed by the Minister of Maritime and Aegean Sea and the President of ELSTAT.
Reference Period	The results of the census refer to the <u>20th of September 2018</u> .
Coverage	The census is conducted on a) all the merchant ships 100 GRT and over, irrespective of their condition – active or laid up and b) all the seamen employed on ships at the day of the census even if some of them may not been employed anymore. On the contrary, the census doesn't cover the seamen that have been employed in the ships after the day of the census.
Definitions	<p>Merchant ship: Seagoing self-propelled vessel, of at least ten NRT, designed for the carriage of goods, transport of passengers, for fishing, towing or especially fitted out for other maritime activities.</p> <p>Greek merchant fleet: The total number of the merchant ships under Greek flag. The Greek flag carried by these ships means that all their maritime activities (subsidies for ship building, cargo limitations and other tax provisions) are governed by commercial and economic rules which are laid down by the respective Greek authorities.</p> <p>Gross Register Tonnage (GRT): unit of measurement of the total volume in cubic feet of the spaces within the hull and of the enclosed spaces above the deck which are available for carrying goods, food, passengers and crew. It equals to the volume of 100 cubic feet or 2.83 m³.</p> <p>Senior Personnel: (Masters A', B', C', Engineers A', B', C radio officers A-B', pay masters A-B' and chief caterers).</p> <p>Cadets Personnel: (cadet deck officers, engineers, paymasters).</p> <p>Health Care Personnel (doctors, medicines, nurses and other)</p> <p>Lower Personnel (assistant caterers, captains A', B', C', boatswains, pumpmen, sailors ship's boys, motor-drivers A', B', greasers, wipers and trimmers, motormen, chief stewards, stewards A', B', assistants, chief cooks, cooks A', B', C assistant cooks, electricians, tug captains trainers of apprentices for the deck, engines and other specialties.</p> <p>Personnel with no maritime specialty: Laid up ships keepers and other personnel with no specialty.</p>
Methodology	<p>For the census the statistical unit is the merchant ship of 100 GRT and over. The census was conducted on the basis of the Ships' Register provided by the National Seamen Pension Fund. The census data refer to the total of the merchant ships, of 100 GRT and over, including their crew, and they are under the Greek flag or they are Greek-owned ships under foreign flag contracted with the Seamen's Pension Fund. The census data will be used further for the update of the Statistical Register of Greek Merchant Ships.</p> <p>In the framework of the census, merchant ships are classified as follows: a) cargo ships, b) tankers, c) passengers and tourist ships, d) miscellaneous i.e. tug ships, lifeboats, fishing ships, etc.</p> <p>Data are collected on the basis of a special questionnaire compiled by ELSTAT with the collaboration of the Division of Maritime Labour, as well as with other competent Divisions of the Ministry of Shipping and Island Policy. The collected data refer to the information related to the legal ownership of the ship, as well as to the characteristics of the ship which are derived mainly either from the ships' official naval documents or from the official crew lists. The person responsible for the provision of the statistical</p>

information is: a) the Master of the ship in the case that the ship is active at the reference day, b) the Greek Port Authorities, as regards the ships that during the reference day are laid up within their competence region c) the Greek Consular Authorities at the foreign ports where the ship will be at the day of the census.

References

Further information (tables, graphs) concerning the Ship and Crew Census can be found on the webpage of ELSTAT (www.statistics.gr), under the link <https://www.statistics.gr/el/statistics/-/publication/SMA12>