



HELLENIC REPUBLIC

HELLENIC STATISTICAL AUTHORITY

Piraeus, 27 October 2020

PRESS RELEASE

SURVEY ON PHYSIOTHERAPISTS, 2019

The Hellenic Statistical Authority (ELSTAT) announces data on physiotherapists for the year 2019, on the basis of the annual survey on physiotherapists. The data derived from the Pan-Hellenic Association of Physiotherapists of Greece, on the basis of its registered members.

According to the aforementioned data, the number of physiotherapists during 2019 was 8,869 compared to 8,506 in 2018, presenting an increase of 4.3% (Table 1, Graph 1). The biggest increase, in absolute values, is observed in the region of Attiki from 3,820 to 3,961 and in the region of Kentriki Makedonia from 1,506 to 1,593. It should be noted that the number of physiotherapists in Greece during the previous years and more specifically from 2014 till 2019 has constantly been increasing, i.e. from 6,800 physiotherapists in 2014 to 8,869 in 2019, which corresponds to a relative increase of 30.4 %.

In addition, the indicator of physiotherapists per 10,000 residents in 2019 is 8.3 (Table 1). It presents the highest values in the regions of Attiki (10.6) and Kentriki Makedonia (8.5), while the lowest value appears in Notio Aigaio (4.3).

Table 1. Physiotherapists, by region (NUTS 2), 2014-2019

REGIONS	2014	2015	2016	2017	2018	2019	% Change 2019/2018	% Percentage Distribution 2019	Per 10000 Residents
An. Makedonia & Thraki	345	359	376	403	420	434	3.3	4.9	7.2
Kentriki Makedonia	1,168	1,249	1,313	1,400	1,506	1,593	5.8	18.0	8.5
Dytiki Makedonia	123	133	140	152	157	170	8.3	1.9	6.4
Thessalia	361	379	410	437	477	501	5.0	5.6	7.0
Ipeiros	147	151	154	174	182	191	4.9	2.2	5.7
Ionia Nisia	126	134	142	147	158	165	4.4	1.9	8.1
Dytiki Ellada	359	386	395	432	458	481	5.0	5.4	7.3
Stereia Ellada	264	278	289	296	319	325	1.9	3.7	5.8
Peloponnisos	283	300	319	327	343	350	2.0	3.9	6.1
Attiki	3,087	3,284	3,455	3,652	3,820	3,961	3.7	44.7	10.6
Voreio Aigaio	99	107	113	124	130	137	5.4	1.5	6.2
Notio Aigaio	124	126	132	140	146	148	1.4	1.7	4.3
Kriti	314	327	333	364	390	413	5.9	4.7	6.5
Total	6,800	7,213	7,571	8,048	8,506	8,869	4.3%	100.0	8.3

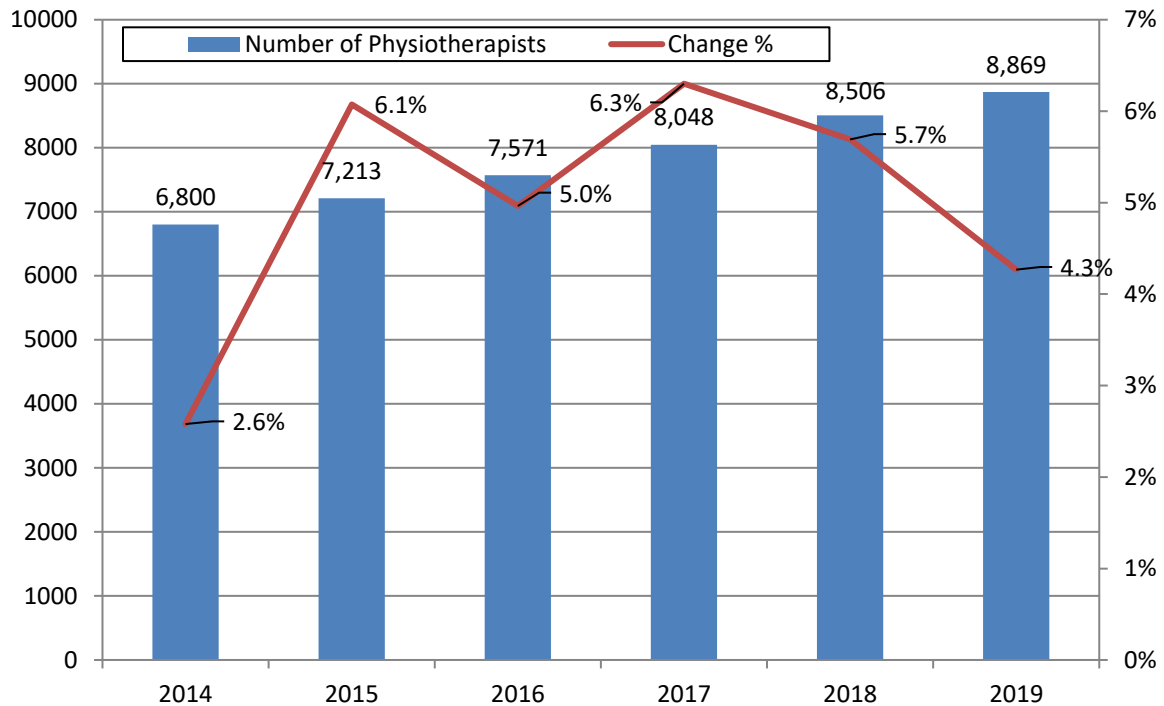
Information for methodological matters:

Division of Sectoral Statistics
Section of Health and Social Protection Statistics
Konstantinos Giasafakis, Alexandra Zografou
Tel: +30 213 135 2136, 2785
sectoral@statistics.gr

Information for data provision:

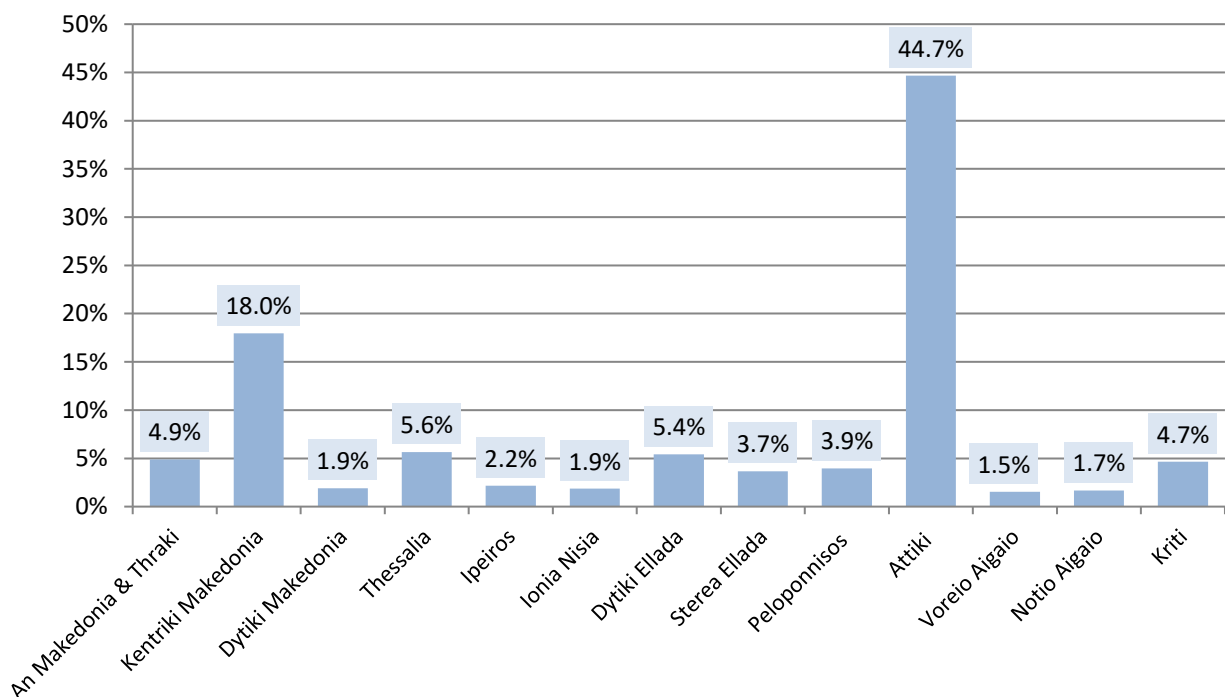
Τηλ. 2131352022, 2310, 2308
E-mail: data.dissem@statistics.gr

Graph 1. Number of physiotherapists, 2014-2019



The majority of physiotherapists in Greece are located in the Region of Attiki (44.7%), almost half of the country's total number of physiotherapists, followed by the Regions of Kentriki Makedonia (18.0%), Thessalia (5.6%) and Dytiki Ellada (5.4%). The percentage distribution of physiotherapists in all other Regions is lower than 5.0%, with lowest in island Greece (Voreio Aigaio, Notio Aigaio, Ionia Nisia) and Dytiki Makedonia (Table 1, Graph 2).

Graph 2. Percentage distribution of physiotherapists by region, 2019

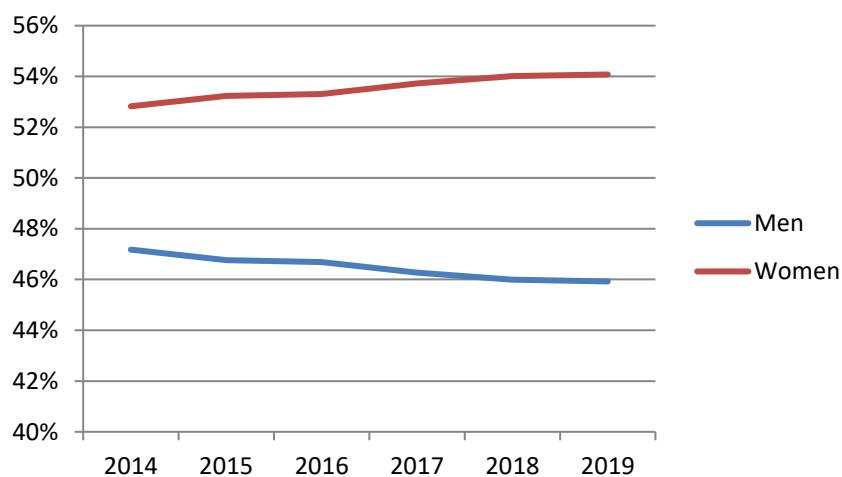


Finally, as far as the gender of physiotherapists is concerned, it is observed that the women prevail and even with an increasing percentage since 2014 and hereafter, having the opposite result for the men (Table 2, Graph 3).

Table 2. Physiotherapists by gender, 2014-2019

Year	Men		Women		Total
	Number	%	Number	%	
2014	3,208	47.2	3,592	52.8	6,800
2015	3,373	46.8	3,840	53.2	7,213
2016	3,535	46.7	4,036	53.3	7,571
2017	3,724	46.3	4,324	53.7	8,048
2018	3,912	46.0	4,594	54.0	8,506
2019	4,073	45.9	4,796	54.1	8,869

Graph 3. Percentage of physiotherapists by gender, 2014-2019



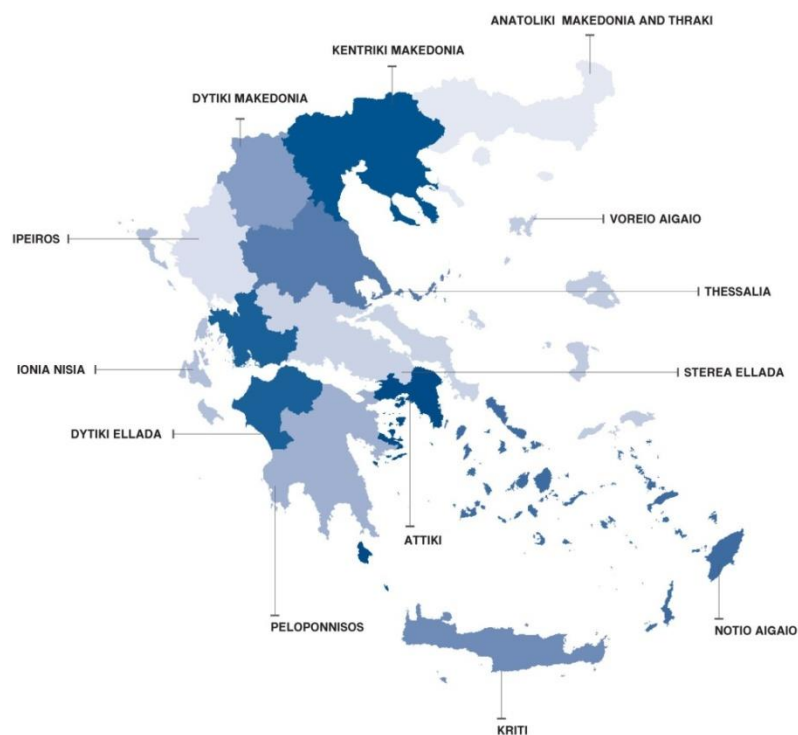
EXPLANATORY NOTES

Survey on physiotherapists The survey is conducted since 2004 and the data are collected from the Pan-Hellenic Association of Physiotherapists of Greece on the basis of its registered members with license to act on the 31st December of the reference year. The survey on physiotherapists is an exhaustive survey conducted on a yearly basis. The data are presented at country level and at regional level, with the aim to cover national needs in statistical information.

Reference period Year 2019

Coverage Country coverage, Region (NUTS 2).

Map of the 13 Regions (NUTS level 2) of Greece



References More information on the Survey on Physiotherapists can be found on the following link on the website of ELSTAT:
<http://www.statistics.gr/en/statistics/-/publication/SHE21/->