



## ISSUING OF MOTOR VEHICLE LICENSES: OCTOBER 2024

The Hellenic Statistical Authority announces that in October 2024, 19,155 road motor cars (both new and used from abroad) were put into circulation for the first time, recording a decrease 2.3% compared with the corresponding month of 2023 when the number of road motor cars was 19,607. In October 2023, a 33.0% increase had been observed in comparison with the corresponding month of 2022 (Table 1, Graphs 1,2,3,5). A total number of 10,700 new cars were put into circulation in October 2024 compared with 12,250 in October 2023, recording a decrease 12.7%.

The new motorcycles over 50cc (both new and used from abroad) that were put into circulation for the first time in October 2024 amounted to 7,408, against 6,418 in October 2023, thus recording a 15.4% increase. In October 2023, a 60.4% increase had been observed in comparison with the corresponding month of 2022 (Table 1, Graph 4). Out of the above motorcycles 7,027 were new, while the corresponding figure in October 2023 was 6,116, recording a 14.9% increase.

During the period January - October 2024, 209,847 road motor cars (both new and used from abroad) were put into circulation for the first time, representing an increase of 3.0% compared to the corresponding period of 2023 when the number of road motor cars was 203,745. During the period January - October 2023 an increase of 14.5% had been observed in comparison with the corresponding period of 2022 (Table 3, Graphs 6,7). Out of the above number of road motor cars that were put into circulation from January to October 2024 127,456 were new, while the corresponding number during the respective period of 2023 was 125,318, recording an increase of 1.7%.

During the period January - October 2024 the circulation of new motorcycles over 50cc (both new and used from abroad) amounted to 73,689 against 61,845 in the respective period of 2023, thus representing a 19.2% increase. An increase of 15.7% had been observed during the period January - October 2023 in comparison with the corresponding period of 2022 (Table 3, Graphs 6,7). A total number of 70,146 new motorcycles were put into circulation, from January to October 2024, compared with 58,627 during the corresponding period of 2023, recording a 19.6% increase.

*Information on methodological issues:*

*Sectoral Statistics Division*

*Transport Statistics Section*

Elpida Kleftogianni, Konstantinos Menexes

Tel: +30 213 135 3087, +30 213 135 3055

e-mail: [e.kleftogianni@statistics.gr](mailto:e.kleftogianni@statistics.gr), [k.menexes@statistics.gr](mailto:k.menexes@statistics.gr)

*Information for data provision:*

Tel: +30 213 135 2022

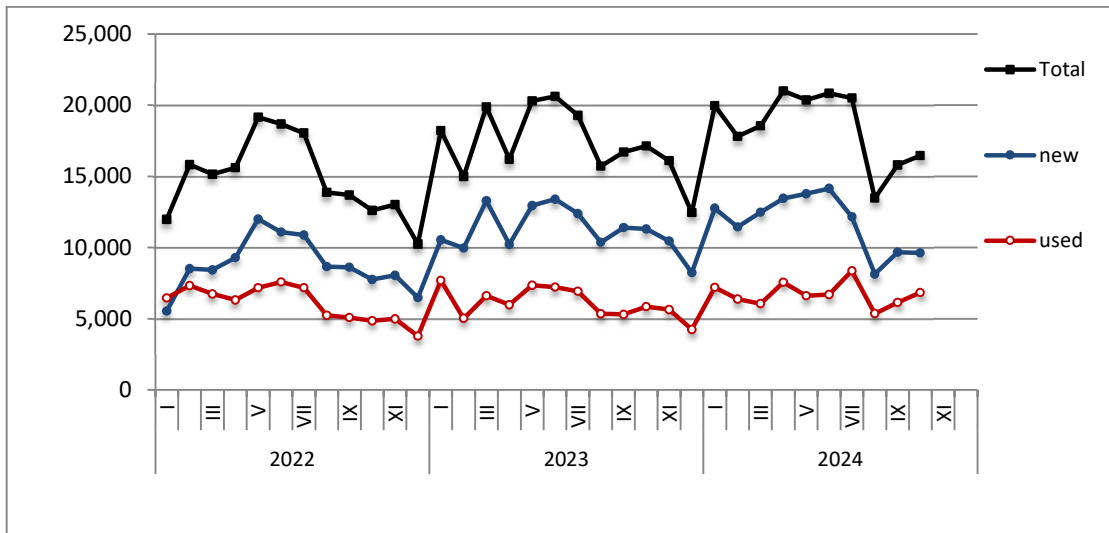
e-mail: [data.dissem@statistics.gr](mailto:data.dissem@statistics.gr)

Table 1. Road motor vehicles, both new and used, put into circulation for the first time in Greece: October 2022 - 2024															
Category of Road Motor Vehicles	October									Change (%)					
	2022			2023			2024			2023/2022			2024/2023		
	Total	New	Used	Total	New	Used	Total	New	Used	Total	New	Used	Total	New	Used
Greece, total															
Road Motor Vehicles,total	18,741	12,441	6,300	26,025	18,366	7,659	26,563	17,727	8,836	38.9%	47.6%	21.6%	2.1%	-3.5%	15.4%
1. Road motor cars	14,740	8,692	6,048	19,607	12,250	7,357	19,155	10,700	8,455	33.0%	40.9%	21.6%	-2.3%	-12.7%	14.9%
Passenger Cars	12,606	7,754	4,852	17,121	11,287	5,834	16,463	9,631	6,832	35.8%	45.6%	20.2%	-3.8%	-14.7%	17.1%
Buses	64	11	53	52	9	43	100	33	67	-18.8%	-18.2%	-18.9%	92.3%	266.7%	55.8%
Lorries	2,070	927	1,143	2,434	954	1,480	2,592	1,036	1,556	17.6%	2.9%	29.5%	6.5%	8.6%	5.1%
2. Motorcycles > 50 cc	4,001	3,749	252	6,418	6,116	302	7,408	7,027	381	60.4%	63.1%	19.8%	15.4%	14.9%	26.2%
Prefecture of Attica															
Road Motor Vehicles,total	10,927	8,222	2,705	14,738	11,614	3,124	14,454	11,115	3,339	34.9%	41.3%	15.5%	-1.9%	-4.3%	6.9%
1. Road motor cars	8,784	6,146	2,638	11,419	8,405	3,014	10,707	7,513	3,194	30.0%	36.8%	14.3%	-6.2%	-10.6%	6.0%
Passenger Cars	7,727	5,458	2,269	10,421	7,864	2,557	9,540	6,807	2,733	34.9%	44.1%	12.7%	-8.5%	-13.4%	6.9%
Buses	12	2	10	29	6	23	47	26	21	141.7%	200.0%	130.0%	62.1%	333.3%	-8.7%
Lorries	1,045	686	359	969	535	434	1,120	680	440	-7.3%	-22.0%	20.9%	15.6%	27.1%	1.4%
2. Motorcycles > 50 cc	2,143	2,076	67	3,319	3,209	110	3,747	3,602	145	54.9%	54.6%	64.2%	12.9%	12.2%	31.8%

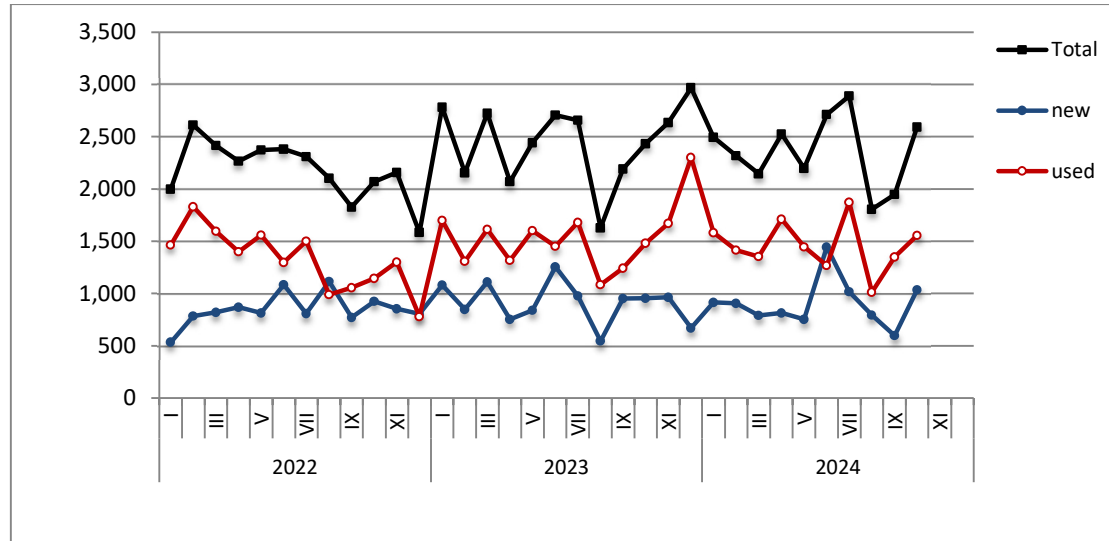
Table 2. Road motor vehicles, both new and used, put into circulation for the first time in Greece: October 2022 – October 2024

Category of Road Motor Vehicles	Average Nov. 2022 - Oct. 2023			Average Nov. 2023 - Oct. 2024			Change (%)		
							Average Nov. 2023 - Oct. 2024 / Average Nov. 2022 - Oct. 2023		
	Total	New	Used	Total	New	Used	Total	New	Used
Greece, total									
Road Motor Vehicles,total	24,940	17,192	7,748	27,124	18,761	8,363	8.8%	9.1%	7.9%
1. Road motor cars	19,248	11,798	7,450	20,352	12,317	8,035	5.7%	4.4%	7.9%
Passenger Cars	16,856	10,858	5,998	17,776	11,358	6,418	5.5%	4.6%	7.0%
Buses	98	26	72	140	68	72	42.9%	161.5%	0.0%
Lorries	2,294	914	1,380	2,436	891	1,545	6.2%	-2.5%	12.0%
2. Motorcycles > 50 cc	5,692	5,394	298	6,772	6,444	328	19.0%	19.5%	10.1%

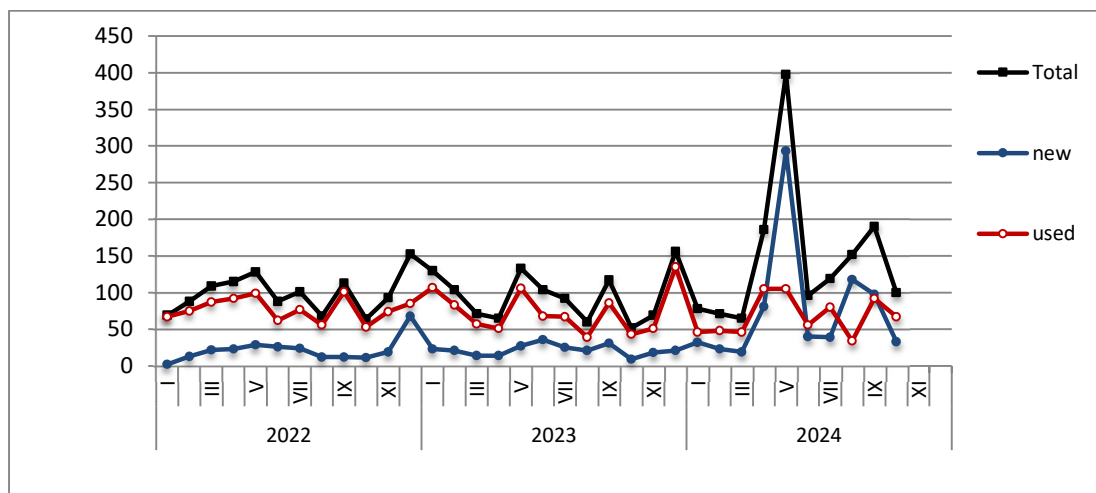
**Graph 1: Passenger Cars (January 2022 – October 2024)**



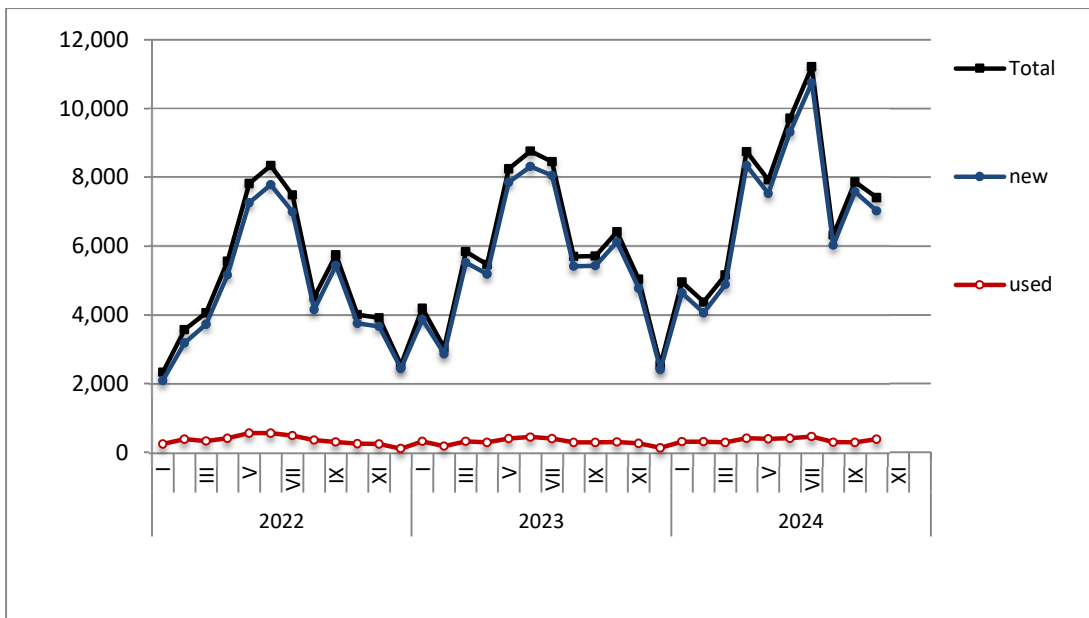
**Graph 2: Lorries (January 2022 – October 2024)**



**Graph 3: Buses (January 2022 – October 2024)**



**Graph 4: Motorcycles (January 2022 – October 2024)**



**Graph 5: New Registrations of Motor Vehicles (October 2024)**

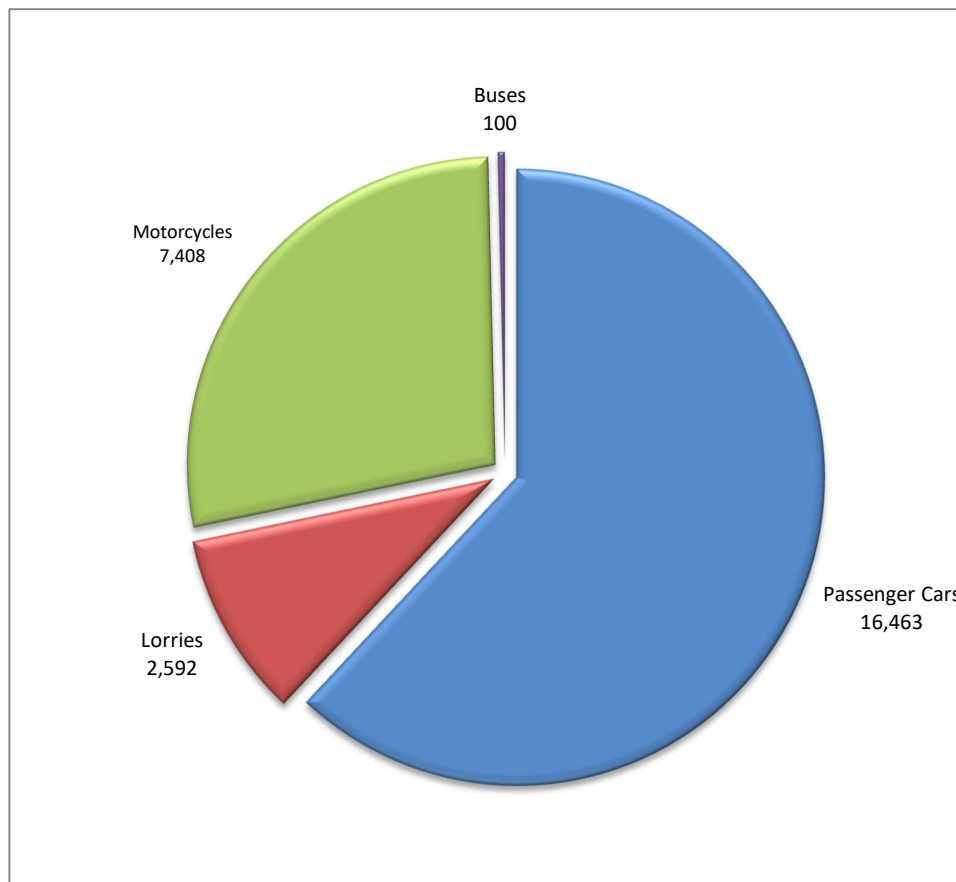
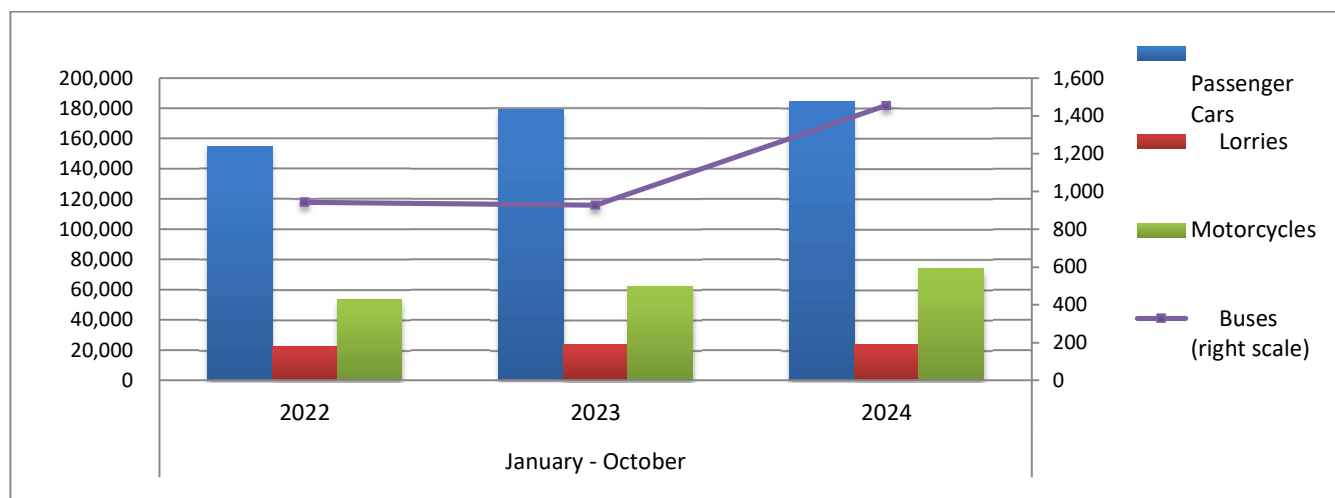
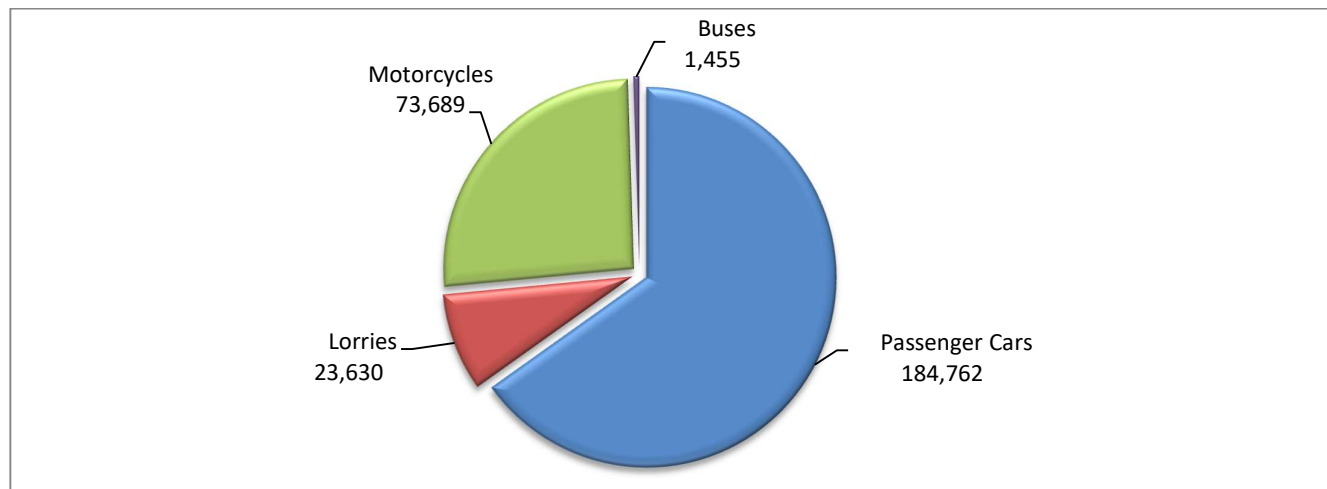


Table 3. Road motor vehicles, both new and used, put into circulation for the first time in Greece: January - October, years 2022 till 2024															
Category of Road Motor Vehicles	January - October									Change (%)					
	2022			2023			2024			2023/2022			2024/2023		
	Total	New	Used	Total	New	Used	Total	New	Used	Total	New	Used	Total	New	Used
Greece, total															
Road Motor Vehicles, total	231,338	148,963	82,375	265,590	183,945	81,645	283,536	197,602	85,934	14.8%	23.5%	-0.9%	6.8%	7.4%	5.3%
1. Road motor cars	177,900	99,406	78,494	203,745	125,318	78,427	209,847	127,456	82,391	14.5%	26.1%	-0.1%	3.0%	1.7%	5.1%
Passenger Cars	154,600	90,710	63,890	179,028	115,785	63,243	184,762	117,615	67,147	15.8%	27.6%	-1.0%	3.2%	1.6%	6.2%
Buses	943	174	769	928	221	707	1,455	776	679	-1.6%	27.0%	-8.1%	56.8%	251.1%	-4.0%
Lorries	22,357	8,522	13,835	23,789	9,312	14,477	23,630	9,065	14,565	6.4%	9.3%	4.6%	-0.7%	-2.7%	0.6%
2. Motorcycles > 50 cc	53,438	49,557	3,881	61,845	58,627	3,218	73,689	70,146	3,543	15.7%	18.3%	-17.1%	19.2%	19.6%	10.1%
Prefecture of Attica															
Road Motor Vehicles, total	124,324	91,305	33,019	148,127	115,274	32,853	152,048	119,758	32,290	19.1%	26.3%	-0.5%	2.6%	3.9%	-1.7%
1. Road motor cars	100,741	68,704	32,037	120,216	88,302	31,914	118,786	87,420	31,366	19.3%	28.5%	-0.4%	-1.2%	-1.0%	-1.7%
Passenger Cars	90,302	62,677	27,625	109,715	82,291	27,424	108,451	81,377	27,074	21.5%	31.3%	-0.7%	-1.2%	-1.1%	-1.3%
Buses	354	77	277	480	135	345	871	539	332	35.6%	75.3%	24.5%	81.5%	299.3%	-3.8%
Lorries	10,085	5,950	4,135	10,021	5,876	4,145	9,464	5,504	3,960	-0.6%	-1.2%	0.2%	-5.6%	-6.3%	-4.5%
2. Motorcycles > 0 cc	23,583	22,601	982	27,911	26,972	939	33,262	32,338	924	18.4%	19.3%	-4.4%	19.2%	19.9%	-1.6%

**Graph 6. New Motor Vehicles Circulation Licenses: January – October, years 2022 till 2024**



**Graph 7. New Registrations of Motor Vehicles: January – October 2024**



**Table 4**  
**Sales of new and used passenger cars by make: October 2024 and January - October 2024**

Make	Passenger cars			
	October		January - October	
	new	used	new	used
ABARTH	2	-	5	2
ADRIA	-	1	1	5
ADRIA, ELIOS, SUN LIVING	-	-	3	-
ALFA ROMEO	22	30	243	362
ALPINA	-	1	3	2
ALPINE	-	-	-	2
AMBULANZ MOBILE	-	-	-	1
ASTON MARTIN	-	-	-	6
AUDI	413	126	3,657	1,262
BENTLEY	-	1	7	9
BINZ	-	2	-	2
BMW	679	262	5,343	2,353
BURSTNER	-	-	-	10
BYD	336	-	810	-
CAPRON	-	1	17	10
CARTHAGO	-	-	1	-
CHAUSSON	-	-	-	1
CHEVROLET	-	9	1	122
CHEVROLET, GMC, HOLDEN, BUICK, PONTIAC	-	-	-	1
CHRYSLER	-	-	-	1
CITROEN	46	378	2,286	2,822
CITROEN / DS	11	61	4,509	603
CUPRA	155	3	861	36
DACIA	322	163	2,500	1,571
DACIA, RENAULT	1	-	1	-
DAIHATSU	-	-	-	6
DETHLEFFS	-	-	-	6
DFSK, SERES, SOKON, FENGON	4	-	25	-
DODGE	-	-	-	7
DS	34	20	488	116
E-GO	-	-	-	1
EURA MOBIL	-	-	1	1
FERRARI	-	1	2	15
FIAT	166	254	4,884	2,753
FORD	267	478	2,680	4,479
FORD <sup>2</sup>	-	-	1	-
HOBBY	-	-	1	2
HONDA	54	57	355	531
HUMMER	-	-	-	1
HYMER	-	1	3	8
HYUNDAI	539	580	7,871	5,807
INEOS	-	-	-	1
INFINITI	-	-	-	75
IVECO S.p.a/LAIKA CARAVANS SpA	-	-	-	1
JAGUAR	2	17	75	193
JEEP	144	58	1,686	492
JUNEYAO	1	-	1	-

**Table 4 (cont)**  
**Sales of new and used passenger cars by make: October 2024 and January - October 2024**

Make	Passenger cars			
	October		January - October	
	new	used	new	used
KABE	-	-	-	1
KERABOSS	-	-	3	-
KIA	349	112	4,283	1,299
KNAUS	-	1	-	7
KTM	-	-	-	1
LADA	-	-	-	3
LAMBORGHINI	1	1	2	13
LANCIA	-	4	-	21
LAND ROVER	51	68	479	595
LEAPMOTOR	15	-	15	-
LES DAUPHINS	-	-	-	1
LEXUS	52	2	355	50
LMC	-	-	-	1
LOTUS	-	-	5	2
LYNK&CO	4	1	24	9
MAN	-	-	-	1
MASERATI	2	1	16	22
MAXUS, LDV	-	-	4	-
MAZDA	159	29	1,658	279
MC LOUIS SPA	-	-	-	1
MCLAREN	-	-	-	2
MERCEDES	208	518	2,934	5,168
MERCEDES <sup>1</sup>	10	-	16	-
MG	10	2	160	8
MG, ROEWE	188	5	2,474	26
MINI	227	64	1,492	526
MITSUBISHI	48	80	411	898
MOBILVETTA DESIGN SpA	-	-	-	1
MORRIS	-	-	-	1
NISSAN	388	429	3,737	4,608
NISSAN <sup>1</sup>	1	-	12	-
OPEL	285	426	5,754	4,330
PEUGEOT	689	572	9,307	4,844
PEUGEOT <sup>1</sup>	-	-	1	-
PEUGEOT <sup>2</sup>	1	-	63	-
PORSCHE	37	46	221	458
PSA AUTOMOBILES	-	1	-	1
RANGE ROVER	3	6	53	49
RENAULT	244	639	2,556	6,599
RENAULT <sup>1</sup>	1	-	2	-
RIMOR	-	-	-	2
ROLLER TEAM	-	-	3	1
SAAB	-	-	-	2
SEA / MCLOUIS	-	1	-	1
SEA / MOBILVETTA	-	-	-	1
SEA, ELNAGH, SUNROLLER	-	1	-	1
SEAT	40	54	1,242	562

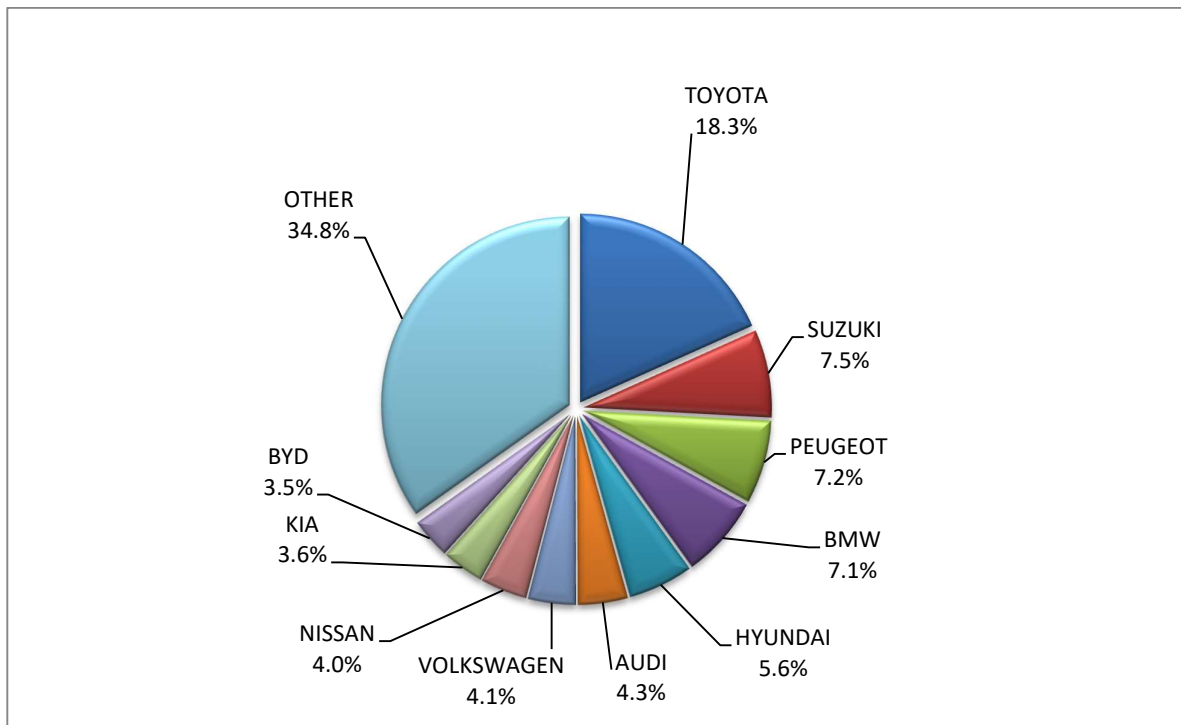
**Table 4 (cont)**  
**Sales of new and used passenger cars by make: October 2024 and January - October 2024**

Make	Passenger cars			
	October		January - October	
	new	used	new	used
SERES, DFSK, SOKON, AITO	-	-	24	-
SKODA	268	161	3,543	1,842
SMART	2	131	51	1,169
SSANGYONG	-	1	-	5
SUBARU	3	4	35	60
SUZUKI	724	122	9,506	1,340
TEC CARAVAN	-	-	-	1
TESLA	98	3	1,647	62
TOYOTA	1,766	561	20,722	5,485
TRIGANO	-	-	-	7
VOLKSWAGEN	395	253	4,897	2,830
VOLKSWAGEN <sup>1</sup>	-	-	1	-
VOLVO	162	29	1,561	272
VOYAH	-	-	1	-
WESTFALIA	1	-	4	-
WILLYS	-	-	-	1
YODO, YUN	1	-	18	-
Z.MANTOS	-	-	1	-
ZHIDOU, ZD, ELARIS	-	-	1	-
<b>TOTAL</b>	<b>9,631</b>	<b>6,832</b>	<b>117,615</b>	<b>67,147</b>

1 : With 2nd/3rd stage manufacturer in Greece.

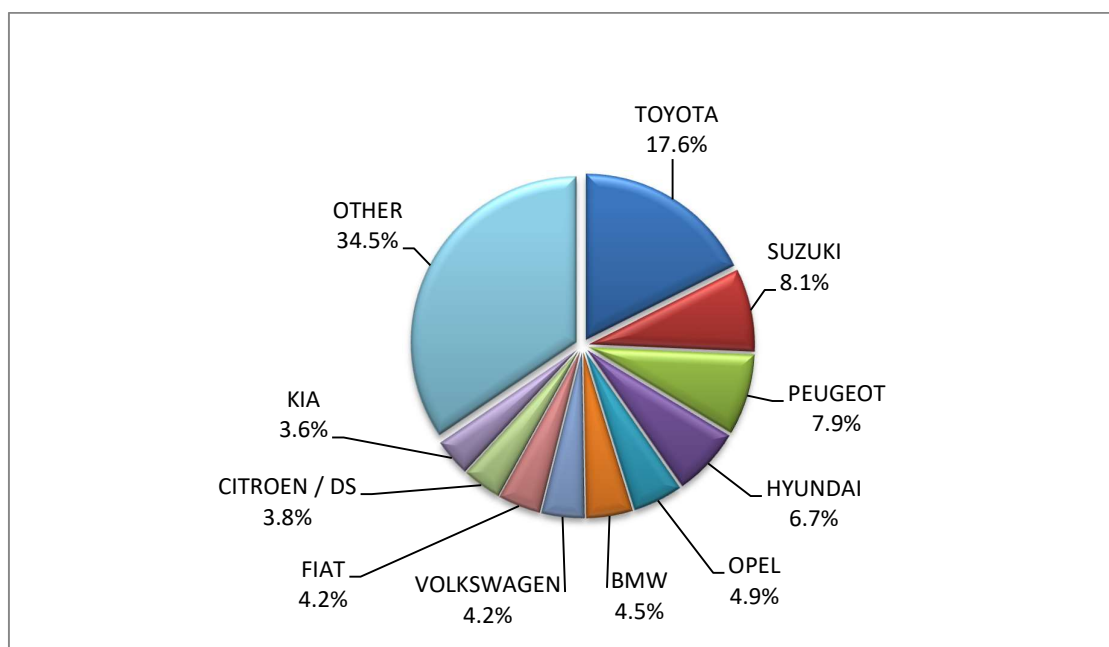
2 : With 2nd/3rd stage manufacturer abroad.

**Graph 8. Sales of new passenger cars by make (October 2024)**





**Graph 9. Sales of new passenger cars by make (January – October 2024)**



**Table 5**  
**Sales of new and used lorries by make: October 2024 and January - October 2024**

Make	Lorries			
	October		January - October	
	new	used	new	used
ADDAX MOTORS, ISEKI, STAMA	-	-	5	3
ASTRA	-	-	-	1
BMC Otomotiv Sanayi ve Ticaret A.Ş. <sup>1</sup>	-	-	1	-
BMW	-	-	-	1
BYD	2	-	26	-
CENNTRO	1	-	3	-
CHEVROLET	-	-	-	3
CHRYSLER	-	-	-	3
CIFA	-	-	2	-
CITROEN	52	42	671	419
DACIA	-	5	2	77
DACIA <sup>1</sup>	1	-	1	-
DAF	1	32	6	295
DAF <sup>1</sup>	4	-	18	-
DAIHATSU	-	-	-	6
DENNIS EAGLE	-	-	-	2
DODGE	-	-	-	8
ESAGONO ENERGIA S.R.L. <sup>2</sup>	1	-	1	-
FARIZON AUTO	-	-	2	-
FCA US LLC	-	-	-	4
FEIDI	1	-	3	-
FIAT	28	104	625	1,060
FIAT DUCATO <sup>1</sup>	-	-	2	-
FIAT-IVECO	-	2	-	11

**Table 5 (cont)**  
**Sales of new and used lorries by make: October 2024 and January - October 2024**

Make	Lorries			
	October		January - October	
	new	used	new	used
FORD	248	285	1,670	2,656
FORD <sup>1</sup>	4	-	29	-
FUSO	-	-	1	2
GARIA, CLUB CAR, MELEX	1	-	2	-
GOUPIL, MEGA, POLARIS, GEM	2	-	8	1
HYUNDAI	-	3	-	20
ISUZU	107	19	432	194
ISUZU <sup>1</sup>	-	-	1	-
IVECO	-	38	21	324
IVECO <sup>1</sup>	3	-	40	-
IVECO MAGIRUS	-	2	-	3
IVECO MAGIRUS <sup>1</sup>	-	-	1	-
JAC	-	-	1	-
JEEP	3	1	17	12
KERSTNER	-	-	-	1
KIA	-	-	-	4
LAND ROVER	-	1	-	15
LEVC	-	-	2	-
MAGIRUS	-	-	-	1
MAN	-	102	3	834
MAN <sup>1</sup>	7	-	30	1
MAN <sup>2</sup>	-	-	3	-
MAXUS , LDV	5	1	47	4
MAXUS <sup>2</sup>	1	-	1	-
MAZDA	-	-	-	4
MERCEDES	15	374	196	3,609
MERCEDES <sup>1</sup>	8	1	107	13
MERCEDES <sup>2</sup>	-	-	3	1
MITSUBISHI	-	33	6	305
MITSUBISHI <sup>1</sup>	4	1	49	2
MITSUBISHI <sup>2</sup>	-	-	4	5
MITSUBISHI FUSO	1	2	3	15
MITSUBISHI FUSO <sup>1</sup>	2	-	2	-
NISSAN	7	60	71	490
NISSAN <sup>1</sup>	-	-	7	-
NISSAN <sup>2</sup>	-	-	-	2
OAF	-	-	-	1
OPEL	260	66	1,128	527
PEUGEOT	23	44	574	481
PEUGEOT <sup>1</sup>	-	-	1	-
PFAU	-	-	-	5
PIAGGIO	-	3	13	34

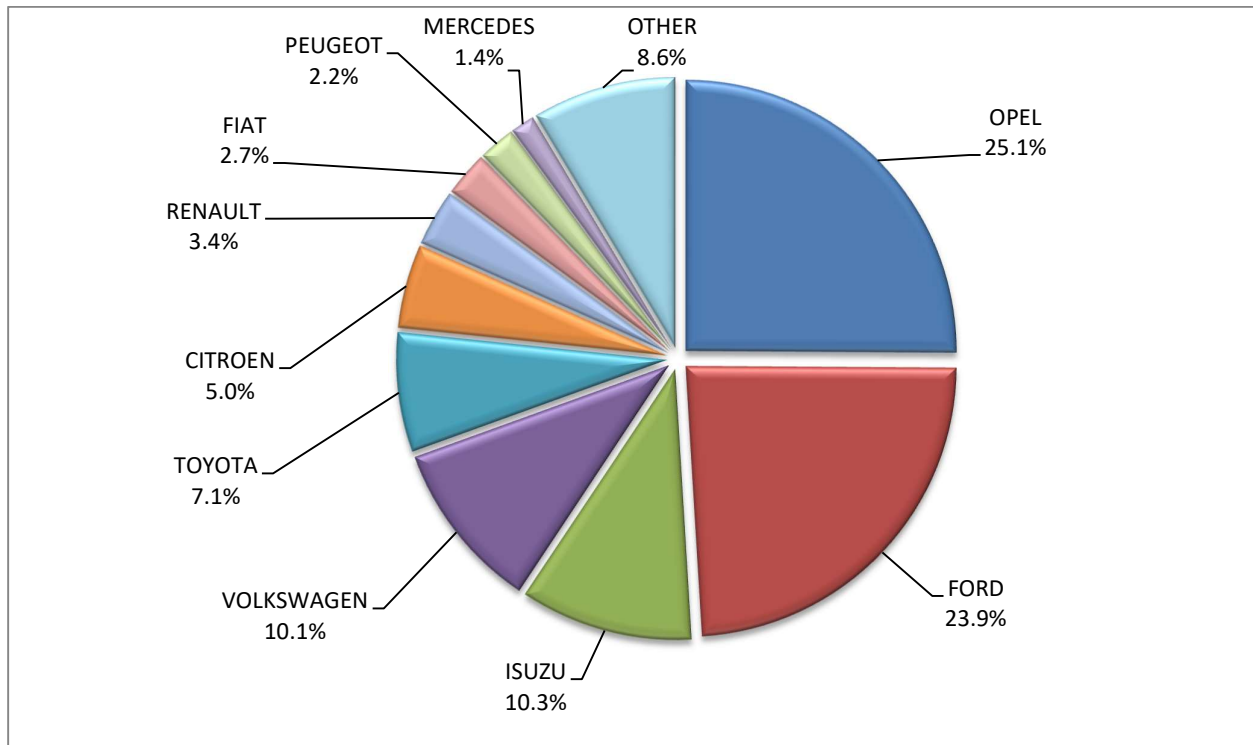
**Table 5 (cont)**  
**Sales of new and used lorries by make: October 2024 and January - October 2024**

Make	Lorries			
	October		January - October	
	new	used	new	used
PIAGGIO <sup>1</sup>	-	-	5	-
PIAGGIO <sup>2</sup>	-	-	7	2
PUTZMEISTER CONCRETE PUMPS GMBH	-	-	2	-
RELIANT	-	-	-	1
RENAULT	35	128	300	1,020
SAXAS	-	-	-	1
SCANIA	10	33	36	399
SCANIA <sup>1</sup>	1	-	6	-
SEAT	-	-	-	2
SKODA	-	1	1	17
SOMMER GMBH	-	-	-	1
SPIER	-	-	-	2
SSANGYONG	-	-	-	3
STEYER	-	1	-	3
STEYR	-	1	-	1
SUZUKI	1	-	128	1
TATA	-	1	-	1
TERBERG	-	-	-	1
TOYOTA	74	44	1,938	396
TOYOTA <sup>1</sup>	-	1	1	1
VICTORY	4	-	5	-
VOLKSWAGEN	105	56	610	573
VOLVO	6	69	119	676
VOLVO <sup>1</sup>	8	-	66	5
<b>TOTAL</b>	<b>1,036</b>	<b>1,556</b>	<b>9,065</b>	<b>14,565</b>

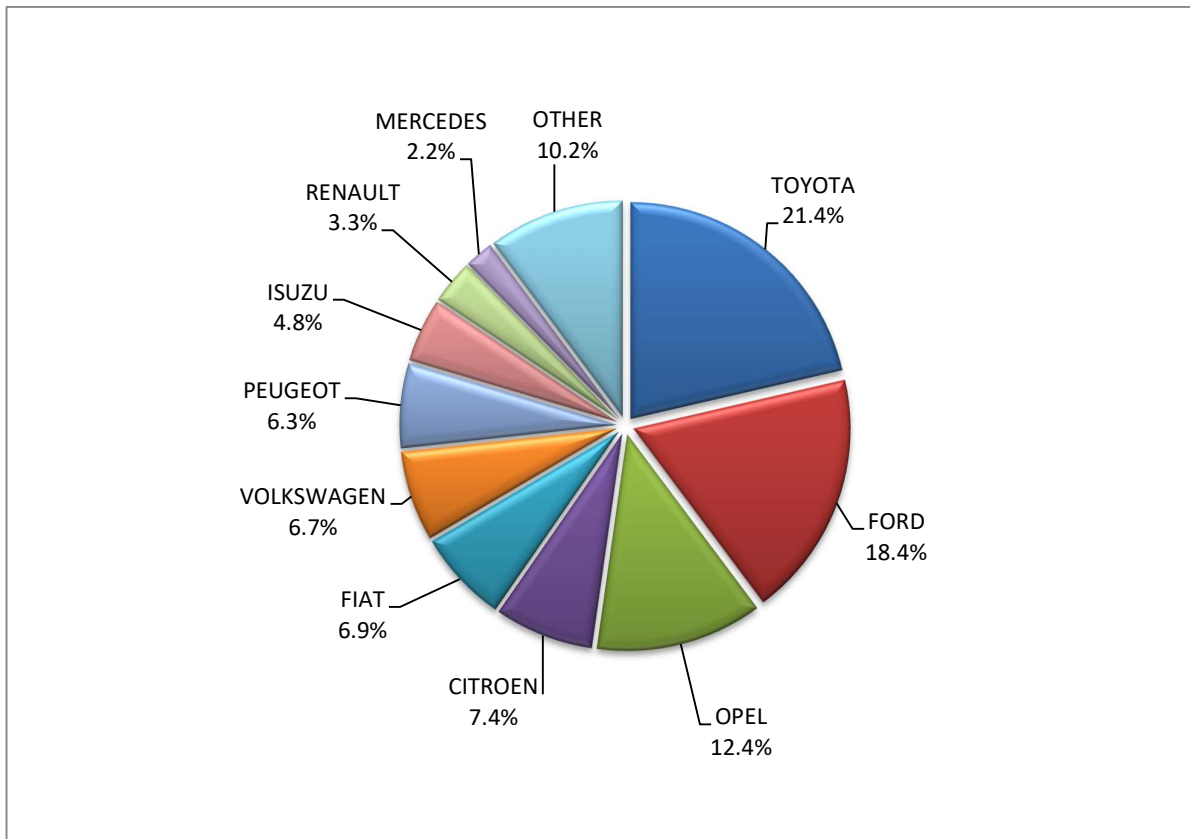
**1 : With 2nd/3rd stage manufacturer in Greece.**

**2 : With 2nd/3rd stage manufacturer abroad.**

**Graph 10. Sales of new lorries by make (October 2024)**



**Graph 11. Sales of new lorries by make (January – October 2024)**



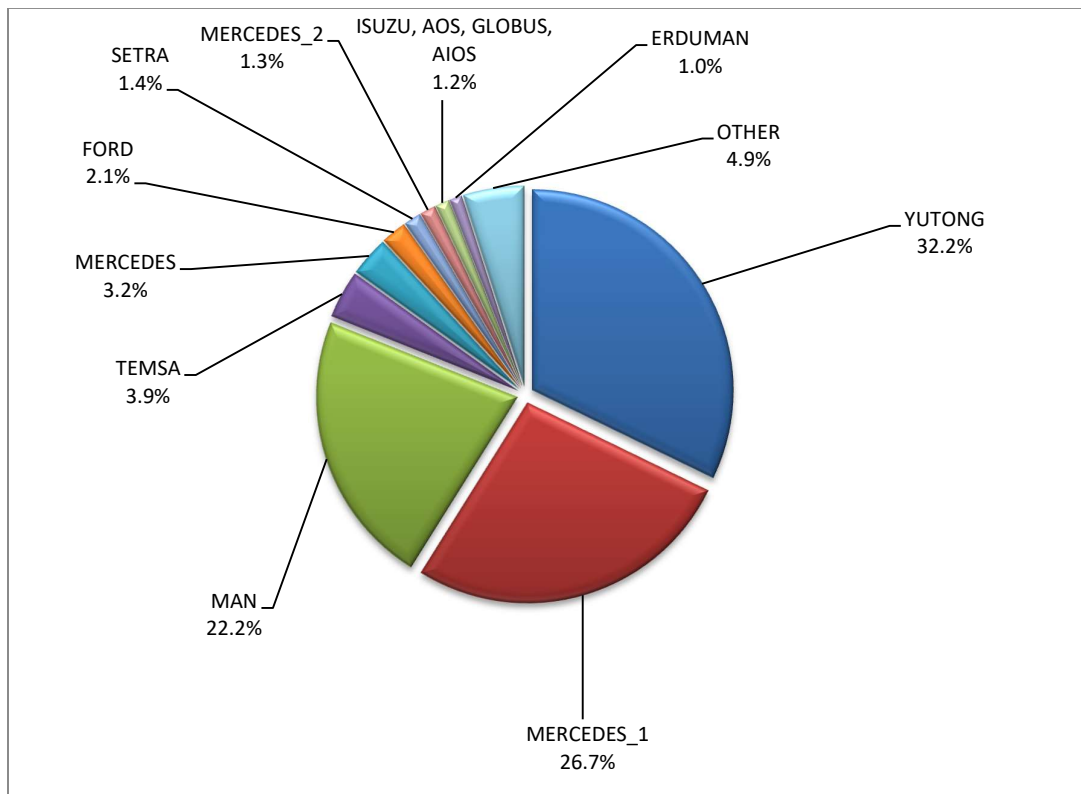
**Table 6**  
**Sales of new and used buses by make: October 2024 and January - October 2024**

Make	Buses			
	October		January - October	
	new	used	new	used
BEULAS	-	-	-	1
BMC	-	-	-	1
BMW <sup>2</sup>	-	-	1	-
BOVA	-	4	-	28
BYD	-	-	5	-
DAF	-	-	-	1
ERDUMAN	-	-	8	-
FIAT- IVECO	-	-	-	2
FORD	5	-	16	27
FORD <sup>1</sup>	-	-	1	-
IRISBUS	-	-	-	2
ISUZU	-	-	-	3
ISUZU, ANADOLU ISUZU, TURKUAZ, TURQUOISE, AIOS, AOS, GLOBUS	1	-	7	-
ISUZU, AOS, GLOBUS, AIOS	1	-	9	-
IVECO	-	1	2	4
IVECO <sup>1</sup>	-	-	3	-
IVEKO <sup>2</sup>	-	-	1	-
KARSAN	-	-	6	-
KASSBOHRER	-	-	-	1
KING LONG, RHODIUM	-	-	2	-
MAN	16	3	172	30
MAN/NEOPLAN	-	-	-	4
MERCEDES	2	42	25	462
MERCEDES <sup>1</sup>	6	-	207	-
MERCEDES <sup>2</sup>	1	-	10	5
NEOPLAN	-	2	1	14
OTOKAR	-	3	2	6
RENAULT	-	-	-	4
SCANIA	-	-	-	3
SCANIA <sup>2</sup>	1	-	1	-
SETRA	-	2	11	44
TAM-EUROPE D.O.O	-	-	5	-
TEMSA	-	7	30	19
TEMSA SKODA SABANCI	-	1	1	3
VAN HOOL	-	2	-	3
VOLKSWAGEN	-	-	-	2
VOLVO	-	-	-	5
XIAMEN KING LONG	-	-	-	5
YUTONG	-	-	250	-
<b>TOTAL</b>	<b>33</b>	<b>67</b>	<b>776</b>	<b>679</b>

1 : With 2nd/3rd stage manufacturer in Greece.

2 : With 2nd/3rd stage manufacturer abroad.

**Graph 12. Sales of new buses by make (January – October 2024)**



**Table 7**

**Sales of new and used motorcycles by make or manufacturer: October 2024 and January - October 2024**

Make	Motorcycles			
	October		January - October	
	new	used	new	used
AEON MOTOR	-	-	1	1
AJP	-	-	1	-
APRILIA	83	7	454	44
ARCTIC CAT, MASSEY FERGUSON, VADA	-	1	-	1
ARENA, ELYX, MIFUN, VMOTO	-	-	16	-
ARIIC, JINLANG	2	-	41	-
ARMONY, ARORA, BUKE, BULL MOTORS	3	-	44	-
ASUS, YUKI, RATO, DOCKER, MIGLIORI, VICTORY, AVETA	24	-	289	-
BAJAJ	5	-	46	1
BASHAN, AMGroup, AMGroup Bike, DON, IRBIS, WORKER BEAR, Nomik ATV 2	1	-	30	1
BAW, NIEVE, RELIVE, ALLVIEW, Yunlong Motors	-	-	23	-
BELGARDA SPA	-	-	-	1
BENDA, KEEWAY, BDMOTO	-	-	3	-
BENELLI	65	-	854	7
BENZHO	-	-	-	2
BETA	10	-	98	8
BLUESHARK	2	-	8	-
BMW	85	71	940	358

Table 7 (cont)

Sales of new and used motorcycles by make or manufacturer: October 2024 and January - October 2024

Make	Motorcycles			
	October		January - October	
	new	used	new	used
BOMBARDIER RECREATIONAL PRODUCTS ING (BRP)	-	-	8	3
BRIXTON	5	-	78	2
BUELL	-	-	-	1
BUGGYCAR, HOLLYBEACH, ITALCAR	-	-	15	-
CAKE	-	-	-	1
CENNTRO	1	-	1	-
CFMOTO	188	-	2,560	6
CFMOTO, KEEWAY	11	-	104	-
CFMOTO, WHITE KNUCKLE, MONDIAL, JUNAK	-	-	-	1
CFMOTO, ZEEHO	9	-	41	-
CHONGQING	-	-	-	1
DAELIM	-	-	-	3
DAYANG, DAYTONA MOTORS, NIPPONIA, DOCKER, WAYEL, SUMCO, VEEROAD, CETUR, RUTEC	-	-	6	-
DAYANG, DAYTONA MOTORS, NIPPONIA, DYMOTO, DOCKER, VEEROAD, EVO MOTORS, SUMCO, CETUR, HANSOM	-	-	4	-
DAYANG, DAYTONA MOTORS, NIPPONIA, DYMOTO, VEEROAD, EVO MOTORS, MH MOTORCYCLES, FKM, FKMOTORS,	12	-	173	-
DAYANG, DAYTONA MOTORS, NIPPONIA, KUBA, VEEROAD, SUMCO, CETUR, RUTEC	69	-	848	-
DAYANG, DAYTONA MOTORS, NIPPONIA, VEEROAD	7	-	237	-
DAYANG, DAYTONA MOTORS, NIPPONIA, VEEROAD, DOCKER	35	-	482	-
DAYANG, DAYTONA MOTORS, NIPPONIA, VEEROAD, RUTEC, CETUR	181	-	1,649	-
DAYANG, DYMOTO, DAYTONA MOTORS, NIPPONIA, MH MOTORCYCLES, ORCAL, SUMCO, KUBA, RKS, RUTEC	6	-	100	-
DAYANG, ECOCREMO, ECOOTER, ECOOTOR,AGM, ORCAL, SUMCO	1	-	15	-
DAYANG, NIPPONIA, DAYTONA MOTORS, VEEROAD, SUMCO, DOCKER, MH MOTORCYCLES	2	-	21	-
DAYANG, DAYTONA MOTORS, NIPPONIA, DOCKER, WAYEL, SUMCO, VEEROAD, CETUR, RUTEC, ZENKO	-	-	10	-
DAYTONA	-	-	28	-
DAYTONA MOTORS, DAYANG, DYMOTO, NIPPONIA, MH MOTORCYCLES, ORCAL, SUMCO, RUTEC, AJS	4	-	35	-
DAYTONA MOTORS, DAYANG, NIPPONIA, DYMOTO, DOCKER, VEEROAD, EVO MOTORS, SUMCO, CETUR, HANSOM, RUTEC	6	-	56	-
DAYTONA MOTORS, EVO MOTORS, LONGJIA, ORCAL, NECO, VGA, ROMET MOTORS, DRAX, MONDIAL, JUNAK, ONLINE	14	-	17	-
DAYTONA MOTORS, YINGANG, KUBA, RKS, SKYJET, MAGPOWER, MITT, VENTUR, ARCHIVE MOTORCYCLE	-	-	13	-
Daytona Motors, ZONTES, TAYO, KIDEN, Haojiang, ZHONGYU, Sharpon, TANNY, TYAN, Senke, B BETA	-	-	41	-
DERBI	-	-	-	3
DIVINE STAR&MOON, GSMOON	-	-	-	1
DMEMOTO, Elyx Smart, OPAI, DME	-	-	2	-
Dofern, Frison scooter, skootec, passion, Elektra EV, CJR	-	-	1	-
DONGBEN, GANCIN, DIRONG, KRAL	2	-	14	-
DOOHAN	-	-	1	-
DUCATI	18	11	195	81
E.F.O, GOLDEN LION, SAKURA, ARTISAN, Fauro,ETALIAN, BOLIDE, LINZE, DREEMS e-mobilities, BaIKU, AJS	1	-	3	-

Table 7 (cont)

## Sales of new and used motorcycles by make or manufacturer: October 2024 and January - October 2024

Make	Motorcycles			
	October		January - October	
	new	used	new	used
E.F.O., GOLDEN LION, SAKURA, ARTISAN, Fauro, ETALIAN, Viverra, Varaneo, Kito, E-mio, velca, E-KUMA, BOLIDE	-	-	3	-
EAGLE	-	-	-	1
EASYCOOL, MITT, blu:s, Luxxon, ROMET	-	-	2	-
ECOOTER, ETRIX, AGM, DRAX, ORCAL, SUMCO	1	-	13	-
EFUN, ZAP	2	-	21	-
EFUN, ZAP, FRISON, easy-watts	3	-	61	-
ELECTRIC MOTION SAS	1	-	1	-
EMBUGGY, EVANGEL, The Original BeachBuggy, Beach Buggy	4	-	62	-
ENERGICA	-	1	-	1
E-TUK FACTORY	-	-	3	-
FANGPOWER, Kontio Motors	-	-	14	-
FANTIC MOTOR	3	-	30	-
FD MOTORS, FASPIDER, Daytona Motors, EVO Motors, Veeroad	1	-	10	-
FD MOTORS, FASPIDER, DAYTONA MOTORS, NIPPONIA, QUANTYA	-	-	17	-
FENGCHENG, FULLCHEER, Barman-pakro, NITSURO, VOLDORK, SPIMRI, Elektra EV, EKOE, BITMART	-	-	1	-
FOSTI	-	-	-	1
GASGAS	1	1	17	4
GENERIC, EXPLORER, MALANCA, KSR Moto Austria, Motron Motorrad	-	-	17	-
GENERIC, QJ, QJIANG, EXPLORER, RIDE	-	-	-	1
GILERA	-	-	-	1
GOCCIA, E-ZI, AGM, SFM, VGA, SACHS, SAXXX, KEEWAY, Vengo, Viarelli, EZI, E ZI	1	-	6	-
GOLDEN LION, SAKURA, ARTISAN, ETALIAN, E-mio, Fauro, Kito, Varaneo, Virerra, E.F.O., BOLIDE, E-KUMA, velca	5	-	21	-
GOUPIL	-	-	1	-
GPX	12	-	104	-
GUSITE, RKS, KUBA, KOKO, KAVIR, BECANE, EVO MOTORS, Daytona MOTORS, SUMCO, SKYJET	16	-	187	-
Haojiang, ZONTES, TAYO, Sharpon, IFINO, KIDEN, ZHONGYU, CUBTOM, DIYUN, NAMIN, TIM DERVI, VUKA, THUMP, R-ipper	13	-	77	-
HAOJIN, LETBE, KUBA, RKS, SKYJET	15	-	61	-
HARLEY DAVIDSON	-	11	14	160
HONDA	1,214	49	11,796	564
HOOOON, PICKMAN	-	-	1	-
HORWIN	2	-	13	-
HPUHASLER MUENCHEN	-	-	-	1
HSUN, CROWN, YAMOTO, TOMOTO, DORTO	-	-	-	1
HSUN, HISUN, APACHI, Mx, MASAI, HYTRACK, TRAPPER, PUMAREX, ASYAMOTOR, DAYTONA MOTORS, GEON, KRAL	-	-	1	-
HUSQVARNA	5	6	95	53
HYOSUNG	-	1	1	3
IIFSTEV, IIFSTMUTO	-	-	6	-
INDIAN MOTORCYCLE	3	2	16	4
ITALJET	1	-	9	1
JCADI, TILGREEN, Grupo Invicta MOTOR, e-broh, FAURO	-	-	2	-
JIAYUAN	9	-	75	-
JINMA, RUNHORSE, FARAD, hopster, DuroCar	-	-	1	-
JNEN, JUNENG, ZIPP, MOTORAN, HORS	1	-	29	-



Table 7 (cont)

## Sales of new and used motorcycles by make or manufacturer: October 2024 and January - October 2024

Make	Motorcycles			
	October		January - October	
	new	used	new	used
JNEN, JUNENG, ZIPP, MOTORAN, HORS, FLEX TECH, RAZZO, TOROS, ONE, JUNAK	6	-	73	-
JNEN, JUNENG, ZIPP, MOTORAN, ONE, RAZZO, FLEX TECH, TOROS, JUNAK, TURBHO, PEZAL	-	-	103	-
JNEN, JUNENG, ZIPP, MOTORAN, ONE, RAZZO, FLEX TECH, TOROS, JUNAK, TURBHO, PEZAL, ALPHA-MOBIL	31	-	156	-
JONWAY, DAYTONA MOTORS, EVO MOTORS	-	-	2	-
JONWAY, SHENKE, HUIBANG, JMSTA	-	-	3	-
KAMAX	1	-	2	-
KAWASAKI	22	8	206	93
KAYO, MONDIAL, DAYTONA MOTORS	-	-	48	-
KEEWAY	2	-	30	1
KEEWAY, JINLANG, ARIIC, ARORA, KL	14	-	15	-
KEEWAY, KUBA	6	-	52	-
KEEWAY, LONGJIA	10	-	161	-
KSR MOTO AUSTRIA, MOTRON MOTORRAD	2	-	25	-
KTM	39	31	469	239
KUBA, MH MOTORCYCLES, MGB, SHINERAY, Daytona Motors, MASH	1	-	34	-
KUBA, RKS, SKYJET, LETBE	-	-	1	-
KWANG YANG	-	-	-	1
KYMCO	272	38	2,803	363
LAMBRETTA	-	-	1	-
LEIMO, ZF-KY, HUAWIN, ARORA, MOJITO	3	-	3	-
LETBE, RKS	-	-	2	-
Lexmoto, ROMET, NECO, Luxxon, PRIKE	1	-	1	1
LIFAN, HONLEI, QIPAI, SKYGO, GTS, PINK, Daytona MOTORS	1	-	3	-
LIFAN, QIPAI, SKYGO, TAKTAS	23	1	53	1
LIFAN, QIPAI, SKYGO, TAKTAS, TAKTAS MOTOR	3	-	9	-
LIGIER	-	-	-	1
Lingzhida, LINZDA, LINDN, LINYI, LONGMAO, NLIGHT	1	-	10	-
LINHAI, KUBA, ONLINE, LHY	2	-	20	-
LOJO, RAINWOLL	-	-	15	-
LOJO, SUNPULSE, YGM, RAINWOLL	-	-	6	-
LONCIN, KINLON, LONGTING, KUBA, YUKI, MONDIAL, STMAX, KANUNI, MOTORAN, ASYA, QUSWA, PUMAREX, RALLY USA, MOD, CCM	13	-	118	-
LONCIN, KUBA, RKS, ITALIKA, SUNRACE, SKY, MALAGUTI, SUPERBIKE, ROCKET, NOVELBAT, TIGREMOTO, GREEN, TRIDIAMOND	1	-	7	1
LONCIN, KUBA, RKS, ITALIKA, VOGUE, SUNRACE, SKY, MALAGUTI, ROCKET, SUPERBIKE, NOVELBAT, TRIDIAMOND	31	-	319	1
LONCIN, VOGUE	5	-	88	1
LONCIN, VOGUE, KUBA, RKS, ITALIKA, SUNRACE, SKY, MALAGUTI, SUPERBIKE, ROCKET, NOVELBAT, TIGREMOTO, GREEN	-	-	10	1
LONCIN, VOGUE, VOGUEPRO	51	-	917	-
LONGJIA, ITALJET, ORCAL, BEELINE, ROMET MOTORS, GEMINI, LEXMOTO, JAHANRO, VGA, DAYTONA MOTORS	-	-	1	-
LONGJIA, ORCAL, NECO, ALFASCOOTERS, VGA, ROMET MOTORS, BARTON MOTORS, OVER, CAROLYN, KANUNI, BTC	16	-	289	2
LONGJIA, ORCAL, NECO, ALFASCOOTERS, VGA, ROMET MOTORS, RYMCO, ASUS, OVER, CAROLYN, KANUNI, BTC, TURBHO, ITALMOTO	-	-	-	1
LONGJIA, ORCAL, NECO, VGA, ROMET MOTORS, ROUTER, lexmoto, Gemini, MH, motorcycles	-	-	2	-

Table 7 (cont)

## Sales of new and used motorcycles by make or manufacturer: October 2024 and January - October 2024

Make	Motorcycles			
	October		January - October	
	new	used	new	used
LONGJIA, ORCAL,NECO,VGA, ROMET MOTORS	27	-	233	-
LONGJIA, VICTORIA, VICTORIA MOTORRAD, ORCAL, NECO, VGA, BTC, ALFASCOOTERS, ROMET MOTORS	43	-	517	-
LONGJIA, Zündapp, VGA, NECO, BTC, AGM, ALFASCOOTERS, ROMET MOTORS, Kudaki, BARTON MOTORS, OVER BIKES	16	-	200	-
LUQI, TWISTER WHEEL, SPYDER WHEELZ, DJJD, GTS, TEKUON, Eway, Emoto, Bikers, i-coco	-	-	1	-
LVNENG	1	-	15	-
LONGJIA, ZUNDAPP, VGA, NECO, BTC, ALFASCOOTERS, ROMET MOTORS	-	-	11	-
MACBOR, RVM, COLOVE, DAYTONA MOTORS, ZF-KY, online, KOVE	32	-	207	-
MACBOR, RVM, COLOVE, ORCAL, DAYTONA MOTORS, ZF-KY, Lexmoto, OVER BIKES, YUKI, AJS	-	-	22	-
MALAGUTI	14	-	389	6
MBK	-	2	-	7
MBP, Morbidelli, KEEWAY, KUBA, RKS	1	-	16	-
MELEX	-	-	8	-
MGK HM	176	-	1,813	1
MICRO	-	-	40	-
MILG	2	-	7	-
MODENAS	-	2	1	3
MONDIAL, PELPI INTERNATIONAL	1	-	1	-
MONDIAL, UGUR, YIBEN, DERRACE, ISILDAR, TGB, APACHI, ISILDAR APACHI	1	-	1	-
MONTESA	1	-	5	1
MORBIDELLI, MBP, KEEWAY, RKS	9	-	33	-
MOTO GUZZI	8	1	103	8
MOTO MORINI	1	-	19	-
MOTRON MOTORRAD, ZONGSHEN	1	-	13	-
MV AGUSTA	-	-	2	2
NACIONAL MOTOR SAU	-	-	-	1
NERVA	-	-	5	-
NEWBOT	-	-	2	-
NIU, NUUV	2	-	17	-
ODES	2	-	67	-
OPAI	2	-	7	-
ORCAL, SOMOTO, AJS, SENKE, HERALD, ITALJET, WACCO, MOTOBİ, CLEVELAND CYCLEWERKS ACE, MERCURY, SAXXX, SFM	-	-	3	1
PAOLETTI RACING	-	-	-	1
PEUGEOT	29	-	298	17
PIAGGIO	1,030	31	9,024	338
PILOT CAR	3	-	13	-
PK IRBIT MOTORC	-	1	-	1
POLARIS	2	1	76	6
PONY, BAW 1, BAW 2, BAW 3, N1, N2, Allview	-	-	10	-
POWERLAND	-	-	10	-
QINGQI, CLEVELAND, CYCLEWERKS ACE, CLEVELAND ACE, CLEVELAND CYCLEWERKS ACE DELUXE	-	-	-	2
QJ, QJIANG, KEEWAY, LEONE, KUBA, RKS, BENELLI, VENGO	-	-	1	2
QJ, QJIANG, KEEWAY, LEONE, RKS, BENELLI, EMPIRE KEEWAY, KUBA	-	-	2	-
QJ, QJIANG, QJMOTOR, B MOTOBİ	43	-	417	-
QJ, QJIANG, QJMOTOR, B MOTOBİ, QJTEC	105	-	510	-

Table 7 (cont)

## Sales of new and used motorcycles by make or manufacturer: October 2024 and January - October 2024

Make	Motorcycles			
	October		January - October	
	new	used	new	used
QJ, QJIANG, QJMOTOR, B MOTOB, QJTEC, LIFAN, GTS, DAYTONA MOTORS, SIMONINI MOTO, PINK, RKS	52	-	121	-
QJIANG	-	-	-	1
RAP, SCOOBIC	1	-	1	-
RAY ELECTRIC MOTORS	1	-	3	-
REDMOTO	-	-	3	-
REGIS	-	-	-	1
RENAULT	-	-	-	1
RENLI	2	-	100	-
RIEJU, DRAC	-	-	6	1
RIVERO	-	-	-	1
RIYA, RYMOTO, KUBA, RKS, LEXMOTO, MITT, ALPHA MOTORS, IMF, ROMET, ZIPP, ARORA, ZORRO, MOJITO	10	-	62	-
ROYAL ENFIELD	59	-	399	2
Royalloy, Royal Alloy, RA, SCOMADI, VALENTINO, VALENTINO MOTORI	1	-	11	1
SACHS	-	-	-	1
SAKURA, GOLDEN LION, ARTISAN, Fauro, ETALIAN, Viverra, Varaneo, Kito	-	-	26	-
SAKURA, GOLDEN LION, ARTISAN, Fauro, ETALIAN, Viverra, Varaneo, Kito, E-mio, velca, E.F.O, E-KUMA, BOLIDE, LINZE	2	-	15	-
SCUTUM, ETRIX, SILENCE	1	-	16	-
SEGWAY	2	-	195	-
SHANYANG, ATLAS PANTHER, YAMAZUKI MOTO, MOTORKING, Hirlee, XB	-	-	7	1
SHERCO	1	1	13	12
SHINERAY, MASH, SCRAMBLER, MONDIAL, DERRACE	-	1	-	2
SHINERAY, SWM	-	-	6	-
SILENCE, SCUTUM, ETRIX	4	-	76	-
SKYTEAM, SACIN, CSR, METALCO, SOKUDO, BAZUKA, MINICO, MOTOSBASI, MOTOS BORDOY, SUMKO, ROXON, MONKEY BIKES	-	-	26	1
SURRON	1	-	7	-
SUZUKI	60	18	576	183
SYM	1,489	10	14,521	130
TAIWAN GOLDEN B	-	-	-	1
TARO, JUNAK, BARTON MOTORS ,ORCAL, Lexmoto	6	-	163	-
TARO, JUNAK, BARTON MOTORS, ORCAL, Lexmoto, MITT, NECO, WOTTAN, MAGPOWER, ADAMOTO MOTORCYCLES	2	-	68	-
TARO, JUNAK, BARTON MOTORS, ORCAL, Lexmoto, MITT, NECO, WOTTAN, MAGPOWER, ADAMOTO, MAXON, MAX-ON, TRMOTOR, CHUANL	1	-	38	-
TARO, TRMOTOR, CHUANL, JUNAK, BARTON MOTORS, ORCAL, Lexmoto, MITT, NECO, WOTTAN, MAGPOWER, ADAMOTO MOTORCYCLES	-	-	7	-
TARO, TRMOTOR, CHUANL, JUNAK, Lexmoto, BARTON MOTORS, MITT, NECO, MAXON, WOTTAN MOTOR, MAX-ON, MOTOB, MOTO B	57	-	248	-
TAURIS	-	-	-	1
TAYO, HAOJIANG, ZHONGYU, THUMP, THUMPSTAR, KIDEN, ZONTES, Junak	3	-	49	1
TAYO, HAOJIANG, ZHONGYU, THUMP, THUMPSTAR, KIDEN, ZONTES, Junak, SENKE	13	-	65	1
TAYO, HAOJIANG, ZHONGYU, THUMP, THUMPSTAR, KIDEN, ZONTES, Junak, SENKE, TANNY, TYAN, ROMET	2	-	27	-
TAYO, HAOJIANG, ZHONGYU, THUMP, THUMPSTAR, KIDEN, ZONTES, Junak, SENKE, TANNY, TYAN, ROMET, ROMET MOTORS, ROUTER	2	-	20	-
TAYO, ZONTES, KIDEN, Haojiang, ZHONGYU, Sharpon, TANNY, TYAN, Senke, B BETA, Daytona Motors	78	-	801	1

Table 7 (cont)

## Sales of new and used motorcycles by make or manufacturer: October 2024 and January - October 2024

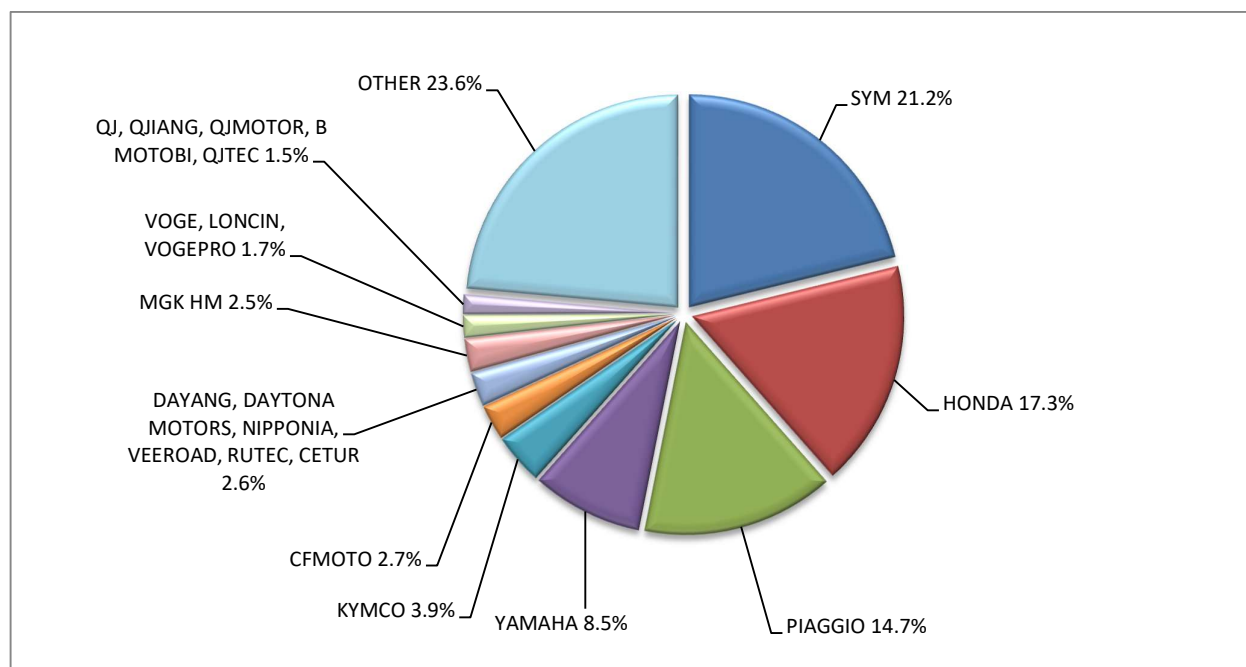
Make	Motorcycles			
	October		January - October	
	new	used	new	used
TAZZARI	-	-	1	-
TEYIN, TIANYING, XINBEN, SANBEN, ALFASCOOTERS, Alpha Motors, APACHI	8	-	62	-
TGB	-	-	11	1
TIANYING, RIYA, HONGYUNDA, TYM, HONLING, SANBEN, XINBEN, TAMCO, ALISON, DMK MOTORS	-	-	21	-
TIANYING, RIYA, HONGYUNDA, TYM, HONLING, TAMCO, ALISON, DMK MOTORS, WLIE, LEEWAY, WLXQ, APGmoto	5	-	11	-
TIANYING, RIYA, HONGYUNDA, TYM, SANBEN, XINBEN, TAMCO, ALISON, DMK MOTORS, WLIE, LEEWAY, WLXQ	2	-	26	-
TIANYING, RIYA, SANBEN, TEYIN, TYM, Alfascooters, JORDON, YUKI, YAMASAKI, IVA, SENZO, KillerBee	1	-	18	-
TIANYING, RIYA, SANBEN, TEYIN, TYM, BERMOTO, Capirelli, Gemini, KENTOYA, LGW MOTO, Masaru, Romet, VENTO	-	-	2	-
TINBOT, KOLLTER, MASAI, INTO, VIARELLI, EDRIVE, DuroCar, MGK HM, Fauro, BRINCO	-	-	6	-
TISTO, ETRIKOSKG	-	-	2	-
TM RACING	-	-	3	-
TRIUMPH	54	4	474	21
TRIUNI, TRIGOBIKE, LUCKING-MOPED, CSE-EV, JSE-MOTO, RETELLI, BIKEMITE, MOBI-E, U-MOB, VELCAMOTOR, DUKKA, LUYING	2	-	6	-
UM	21	-	195	-
URAL MOTO	-	-	-	1
VELIMOTOR, VOLTAMP, ALTUX, KKL HITECH, WHEELNWATER TECH, ALTUS, NUVEAU MONDE, EN MOTO, YOUNBEE MOTORS, KKL	5	-	9	-
VELOCIFERO, CECOTEC	-	-	1	-
Victory Motorcycles Division, Polaris Industries Inc.	-	-	-	1
VMOTO-SOCO, E-MAX, VMOTO, SUPER SOCO	8	-	47	-
VOGE, LONCIN, VOGEPRO	120	-	1,745	-
VOLTA, CHAOYA, EASY-WATTS, LUIGI, VELCA, Pineapple Bikes	-	-	2	-
VOLTA, VTA, REVOLT	1	-	8	-
VONROAD WJM 150	-	-	-	1
WANGYE, SANBEN, UM, KENOS, SUPERBYKE, MDC, MISTRAL	6	-	68	-
WONJAN, THRUST MOTOR, WMOTO, KEEWAY, TD	30	-	250	-
WUZHENG	-	-	3	-
XEV, X, XEV YOYO	7	-	108	1
XIAMEN XIASHING	-	-	-	1
XINRI, SUNRA ,APACHI, ISILDAR, ISILDAR APACHI, Wayscral, KRAL	2	-	37	-
YADEA	2	-	8	-
YAMAHA	596	70	6,499	743
YINXIANG, KENBO	-	-	-	1
YOUYAKU, YOUYAKU ELECTRIC SCOOTER	-	-	3	-
ZERO MOTORCYCLES	-	-	6	-
ZHIDOU , ZD, RKS	5	-	18	-
ZHONGNENG, ASYA, DADO, ZNEN, BARON	-	-	-	1
ZHONGNENG, ZNEN, AGM, YUKI, COLIBRI, LEXMOTO, Minimoto, NECO, ROMET MOTORS	2	-	15	-
ZHONGNENG, ZNEN, AGM, AJS, YUKI, COLIBRI, EUROCKA, BTC, NOVA MOTORS, LEXMOTO	1	-	5	-
ZHONGNENG, ZNEN, AGM, BTC, CLS, COLIBRI, DAYTONA MOTORS, DERRACE, DOCKER, JM MOTORS, KUBA, La souris, LEXMOTO	23	-	212	-
ZUNDAPP	-	-	-	1

Table 7 (cont)

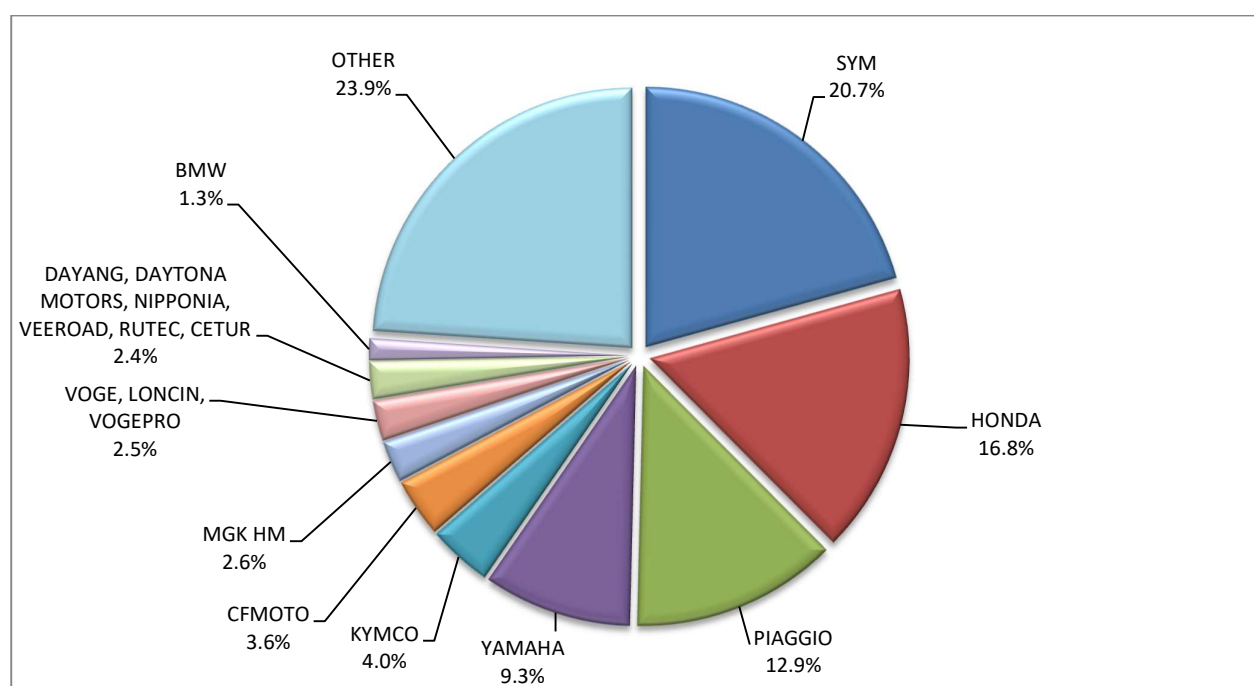
Sales of new and used motorcycles by make or manufacturer: October 2024 and January - October 2024

Make	Motorcycles			
	October		January - October	
	new	used	new	used
ZXMCO, NIJ, DAYTONA MOTORS, PINK	2	-	18	-
<b>TOTAL</b>	<b>7,027</b>	<b>381</b>	<b>70,146</b>	<b>3,543</b>

Graph 13. Sales of new motorcycles (October 2024)



Graph 14. Sales of new motorcycles (January – October 2024)



## EXPLANATORY NOTES

<b>Survey on the issuing of new road motor vehicle circulation licenses</b>	The survey on the issuing of new motor vehicle circulation licenses is a census survey. The released data give information, at country level, on the brand and type of the motor vehicle, as well as whether it is new or used. The survey does not include vehicles that move on rails, trolley busses, agricultural tractors and machinery. In addition, the following are excluded: all motor vehicles of the Armed Forces, Police, Fire Brigade, State Services, Diplomatic Corps, Foreign Missions, and Invalids of Wars, as well as motorcycles with a cylinder capacity less than 50 cc.
<b>Legal basis</b>	Law 3832/2010
<b>Reference Period</b>	October 2024
<b>Coverage</b>	The production of monthly data is based on the registers held by the Ministry of Infrastructure, Transport and Networks, which records all the monthly changes observed in the vehicle registration licenses at country level.
<b>Definitions</b>	<p><b>Road motor vehicle</b> is any vehicle that, irrespective of the number of wheels, is moved by an engine and is designed to transport persons or cargo or both of them, either they are on the same single vehicle or on a trailer carried by the main motor vehicle.</p> <p><b>New</b> road motor vehicle is any motor vehicle that is registered for the first time in Greece during the reference month and has not been put into circulation in any other country.</p> <p><b>Used</b> motor vehicle is any motor vehicle that is registered for the first time in Greece and has been imported as a used one from abroad</p> <p><b>Passenger motor vehicle:</b> it is a motor vehicle designed to carry mostly people, having no more than 9 seats, including the driver's seat.</p> <p><b>Bus:</b> it is a motor vehicle, which is designed to carry mostly people, having more than 10 seats, including the driver's seat. In the corresponding tables of this announcement, this category also includes articulated buses.</p> <p><b>Lorry:</b> it is motor vehicle designed to carry mostly cargo. In the corresponding tables of this announcement, this category also includes tractors, tow trucks, articulated tractors, and trucks with trailers.</p> <p><b>Motorcycle:</b> any two-wheeled motor vehicle, with or without sidecar, with maximum authorized design speed over 45 km/h, or in case it is powered by a combustion engine, with a cylinder capacity of 50 cc or over. In the corresponding tables of this announcement, this category also includes the three-wheeled motor vehicles – motor tricycles.</p> <p><b>Tricycle motor vehicle:</b> it is a motor vehicle with three symmetrical wheels with maximum authorized design speed over 45 km/h, or in case it is powered by a combustion engine, with a cylinder capacity over the 50 cc. This category also includes four-wheel vehicles, except the light four-wheel motorcycles, whose empty vehicle tare (excluding the weight of the fuel or mixture of fuel-oil or the weight of the batteries for electric cars) is up to 400 kg in the case the vehicle is designed for passenger use or up to 550 kg in case the vehicle is designed to carry cargo and whose engine is up to 15KW.</p>
<b>Methodology</b>	Exhaustive Survey. The primary data derive from the Ministry of Infrastructure, Transport and Networks and are based on the issuing of new circulation licenses as they are registered by the Regional Offices for Transport and Communications.
<b>References</b>	More information (graphs, tables) concerning the survey on the issuing of new motor vehicle circulation licenses are available on the webpage of ELSTAT, <a href="http://www.statistics.gr">www.statistics.gr</a> , under the link <a href="http://www.statistics.gr/en/statistics/-/publication/SME24/-">http://www.statistics.gr/en/statistics/-/publication/SME24/-</a>