



HELLENIC REPUBLIC
HELLENIC STATISTICAL AUTHORITY

Piraeus, 31 May 2023

DEMOGRAPHIC EVENTS OF ENTERPRISES
REGISTRATIONS AND BANKRUPTCIES
1st QUARTER 2023

The Hellenic Statistical Authority (ELSTAT) announces data on business demography in Greece and specifically on Registrations and Bankruptcies, for the **1st quarter 2023**.

Business demography statistics constitute, at European and international level, one of the most rapidly developing statistical domains and attract the interest of policy makers, institutional users and society, in general, as they are widely relevant through the information they provide.

In particular, the monitoring of registrations and bankruptcies on a quarterly basis provides up-to-date information on the evolution of business activity and subsequently of the economic climate.

More specifically, ELSTAT announces:

- Quarterly data on registrations, by section of economic activity, for the 4th quarter of 2021 and 2022 and for the 1st quarter of 2022 and 2023.
- Quarterly data on registrations, by section of economic activity and by Large Geographical Area / category of Legal Form of enterprise, for the 1st quarter of 2023.
- Graphical representation of registrations per week, for the period 1st quarter 2022 - 1st quarter 2023.

Information on methodological issues:

Business Statistics Division
Registers and Big Enterprises Section
Head of Section: Adamantia Georgostathi
Tel.: +30 213 135 2043
E-mail: a.georgostathi@statistics.gr

Information on data provision:

Tel.: +30 213 135 2022, 2308, 2310
E-mail: data.dissem@statistics.gr

Change in the number of registrations and bankruptcies (Table 1)

- The number of registrations in all economic sections in the **1st quarter 2023** amounted to 34,213, recording an increase of 25.3% in comparison with the 1st quarter 2022, when the respective number was 27,301 and an increase of 12.9% in comparison with the 4th quarter 2022, when the respective number was 30,316.

Among the sections of economic activity with the largest contribution to the total turnover, according to the data of the Statistical Business Register for the reference year 2020, the biggest increase in the number of registrations in the **1st quarter 2023** compared with the 1st quarter 2022, was recorded in section “Transportation and Storage” (53.4%) and in section “Administrative and Support Service Activities” (41.3%), while a decrease was recorded in section “Electricity, Gas, Steam and Air Conditioning Supply” (38.9%).

- The number of bankruptcies in all economic sections both for the 1st quarter of 2023 and for the 1st quarter of 2022 are not disclosed for statistical confidentiality reasons regarding the protection of the identity of the enterprises.

Sections of Economic Activity by Large Geographical Area (NUTS 1) of Greece, 1st quarter 2023 (Table 2)

The sections of economic activity with the biggest number of registrations by Large Geographical Area of Greece are:

- **Voreia Ellada:** “Wholesale and Retail Trade; Repair of Motor Vehicles and Motorcycles”, with 1,240 registrations out of 7,438 in total.
- **Kentriki Ellada:** “Agriculture, Forestry and Fishing”⁽¹⁾, with 2,238 registrations out of 7,874 in total.
- **Attiki:** “Professional, Scientific and Technical Activities” with 2,644 registrations out of 13,383 in total.
- **Nissia Aigaiou – Kriti:** “Agriculture, Forestry and Fishing”⁽¹⁾, with 1,642 registrations out of 5,518 in total.

Sections of Economic Activity by category of Legal Form of enterprise, 1st quarter 2023 (Table 3)

The sections of economic activity with the biggest number of registrations by category of Legal Form of enterprise are:

- **Sole Proprietorships:** “Agriculture, Forestry and Fishing”⁽¹⁾, with 5,609 registrations out of 23,151 in total.
- **Partnerships:** “Accommodation and Food Service Activities”, with 1,276 registrations out of 4,926 in total.
- **Capital Enterprises:** “Real Estate Activities”, with 121 registrations out of 474 in total.
- **Other Legal Forms:** “Real Estate Activities”, with 876 registrations out of 5,662 in total.

¹ *Note: The data recorded for the economic activity section Agriculture, Forestry and Fishing include farmers subjected to the special regime (of VAT), i.e. farmers who are registered in the tax registry of farmers, having both received subsidies of value less than 5,000 euro during the previous tax year and conducted during the previous tax year, sales of agricultural products of own production, as well as provision of agricultural services of value less than 15,000 euro, to any person.*

Table 1: Number of registrations by Section of Economic Activity (NACE Rev. 2), 4th quarter 2021, 2022 and 1st quarter 2022, 2023

| ECONOMIC ACTIVITY | | STATISTICAL BUSINESS REGISTER (SBR) OF REFERENCE YEAR 2020 | | Registrations 1 st quarter 2023/ Number of enterprises SBR 2020 (%) | REGISTRATIONS | | | | Annual Rate of Change (%) | | Quarterly Rate of Change (%) 4 th quarter / 3 rd quarter | |
|-------------------|---|--|--------------------------|--|------------------------------|------------------------------|------------------------------|------------------------------|-----------------------------------|-----------------------------------|--|---|
| Code NACE Rev.2 | Description | Number of enterprises | Turnover (in thousand €) | | 4 th quarter 2021 | 1 st quarter 2022 | 4 th quarter 2022 | 1 st quarter 2023 | 4 th quarter 2022/2021 | 1 st quarter 2023/2022 | 1 st quarter 2022 / 4 th quarter 2021 | 1 st quarter 2023 / 4 th quarter 2022 |
| Total | | 1,393,614 | 280,436,761 | 2.5 | 34,508 | 27,301 | 30,316 | 34,213 | -12.1 | 25.3 | -20.9 | 12.9 |
| A | Agriculture, Forestry and Fishing ⁽¹⁾ of which Farmers subjected to the special regime | 520,108 355,135 | 8,532,037 1,368,635 | 1.1 1.4 | 13,353 12,413 | 4,132 3,427 | 6,755 6,370 | 5,715 4,991 | -49.4 -48.7 | 38.3 45.6 | -69.1 -72.4 | -15.4 -21.6 |
| B | Mining and Quarrying | 587 | 737,846 | 1.7 | * | * | 3 | 10 | * | * | * | 233.3 |
| C | Manufacturing | 56,736 | 53,912,855 | 1.8 | 900 | 835 | 983 | 1,009 | 9.2 | 20.8 | -7.2 | 2.6 |
| D | Electricity, Gas, Steam and Air Conditioning Supply | 9,700 | 13,834,835 | 4.2 | 951 | 674 | 463 | 412 | -51.3 | -38.9 | -29.1 | -11.0 |
| E | Water Supply, Sewerage, Waste Management and Remediation Activities | 1,972 | 1,372,268 | 2.5 | 56 | 58 | 41 | 49 | -26.8 | -15.5 | 3.6 | 19.5 |
| F | Construction | 61,289 | 10,414,907 | 3.5 | 1,540 | 1,782 | 1,756 | 2,160 | 14.0 | 21.2 | 15.7 | 23.0 |
| G | Wholesale and Retail Trade; Repair of Motor Vehicles and Motorcycles | 224,729 | 116,041,031 | 2.0 | 3,812 | 3,788 | 3,906 | 4,580 | 2.5 | 20.9 | -0.6 | 17.3 |
| H | Transportation and Storage | 59,700 | 12,992,686 | 3.6 | 1,068 | 1,394 | 1,633 | 2,138 | 52.9 | 53.4 | 30.5 | 30.9 |
| I | Accommodation and Food Service Activities | 104,957 | 7,046,265 | 3.5 | 1,916 | 2,734 | 2,479 | 3,623 | 29.4 | 32.5 | 42.7 | 46.1 |
| J | Information and Communication | 17,970 | 10,991,239 | 7.6 | 1,031 | 1,126 | 1,261 | 1,364 | 22.3 | 21.1 | 9.2 | 8.2 |
| K | Financial and Insurance Activities | 16,827 | 17,717,380 | 3.6 | 493 | 571 | 549 | 614 | 11.4 | 7.5 | 15.8 | 11.8 |
| L | Real Estate Activities | 11,646 | 1,857,592 | 14.2 | 952 | 1,347 | 1,515 | 1,657 | 59.1 | 23.0 | 41.5 | 9.4 |
| M | Professional, Scientific and Technical Activities | 140,889 | 9,705,952 | 3.5 | 3,695 | 4,267 | 3,943 | 4,992 | 6.7 | 17.0 | 15.5 | 26.6 |
| N | Administrative and Support Service Activities | 21,844 | 4,678,486 | 6.7 | 767 | 1,041 | 835 | 1,471 | 8.9 | 41.3 | 35.7 | 76.2 |
| O | Public Administration and Defense; Compulsory Social Security | 1,070 | 620,892 | 8.6 | * | * | 89 | 92 | * | * | * | 3.4 |
| P | Education | 22,073 | 1,064,895 | 3.1 | 803 | 528 | 804 | 695 | 0.1 | 31.6 | -34.2 | -13.6 |
| Q | Human Health and Social Work Activities | 59,490 | 4,389,025 | 2.5 | 1,299 | 1,306 | 1,426 | 1,515 | 9.8 | 16.0 | 0.5 | 6.2 |
| R | Arts, Entertainment and Recreation | 20,464 | 3,259,880 | 3.6 | 591 | 533 | 676 | 737 | 14.4 | 38.3 | -9.8 | 9.0 |
| S | Other Service Activities | 39,082 | 1,185,486 | 3.0 | 1,020 | 959 | 1,024 | 1,190 | 0.4 | 24.1 | -6.0 | 16.2 |
| W | Unknown Activity | 2,481 | 81,205 | 7.7 | 213 | 181 | 175 | 190 | -17.8 | 5.0 | -15.0 | 8.6 |

* The data are not disclosed due to statistical confidentiality regarding the protection of the identity of the reporting enterprises.

⁽¹⁾ Note of page 2

Table 2: Number of Registrations by Section of Economic Activity (NACE Rev.2) and Large Geographical Area (NUTS 1 Region), 1st quarter 2023

| ECONOMIC ACTIVITY | | Total | LARGE GEOGRAPHICAL AREA | | | |
|-------------------|---|----------------|-------------------------|-----------------|---------------|------------------------|
| Code NACE Rev.2 | Description | | Voreia Ellada | Kentriki Ellada | Attiki | Nissia Aigaiou - Kriti |
| Total | | 34,213 | 7,438 | 7,874 | 13,383 | 5,518 |
| A | Agriculture, Forestry and Fishing ⁽¹⁾ of which Farmers subjected to the special regime | 5,715 4,991 | 1,047 831 | 2,238 1,945 | 788 745 | 1,642 1,470 |
| B | Mining and Quarrying | 10 | 3 | * | * | * |
| C | Manufacturing | 1,009 | 246 | 218 | 400 | 145 |
| D | Electricity, Gas, Steam and Air Conditioning Supply | 412 | 91 | 177 | 120 | 24 |
| E | Water Supply, Sewerage, Waste Management and Remediation Activities | 49 | 14 | * | * | * |
| F | Construction | 2,160 | 507 | 499 | 784 | 370 |
| G | Wholesale and Retail Trade; Repair of Motor Vehicles and Motorcycles | 4,580 | 1,240 | 1,016 | 1,732 | 592 |
| H | Transportation and Storage | 2,138 | 439 | 318 | 1,142 | 239 |
| I | Accommodation and Food Service Activities | 3,623 | 810 | 938 | 847 | 1,028 |
| J | Information and Communication | 1,364 | 269 | 170 | 837 | 88 |
| K | Financial and Insurance Activities | 614 | 109 | 81 | 392 | 32 |
| L | Real Estate Activities | 1,657 | 269 | 262 | 943 | 183 |
| M | Professional, Scientific and Technical Activities | 4,992 | 1,168 | 797 | 2,644 | 383 |
| N | Administrative and Support Service Activities | 1,471 | 259 | 308 | 560 | 344 |
| O | Public Administration and Defense; Compulsory Social Security | 92 | 12 | 21 | 47 | 12 |
| P | Education | 695 | 146 | 144 | 339 | 66 |
| Q | Human Health and Social Work Activities | 1,515 | 345 | 291 | 749 | 130 |
| R | Arts, Entertainment and Recreation | 737 | 144 | 125 | 390 | 78 |
| S | Other Service Activities | 1,190 | 296 | 223 | 524 | 147 |
| W | Unknown Activity | 190 | 24 | 26 | 131 | 9 |

* The data are not disclosed due to statistical confidentiality regarding the protection of the identity of the reporting enterprises.

⁽¹⁾ Note of page 2

Table 3: Number of Registrations by Section of Economic Activity (NACE Rev.2) and category of Legal Form, 1st quarter 2023

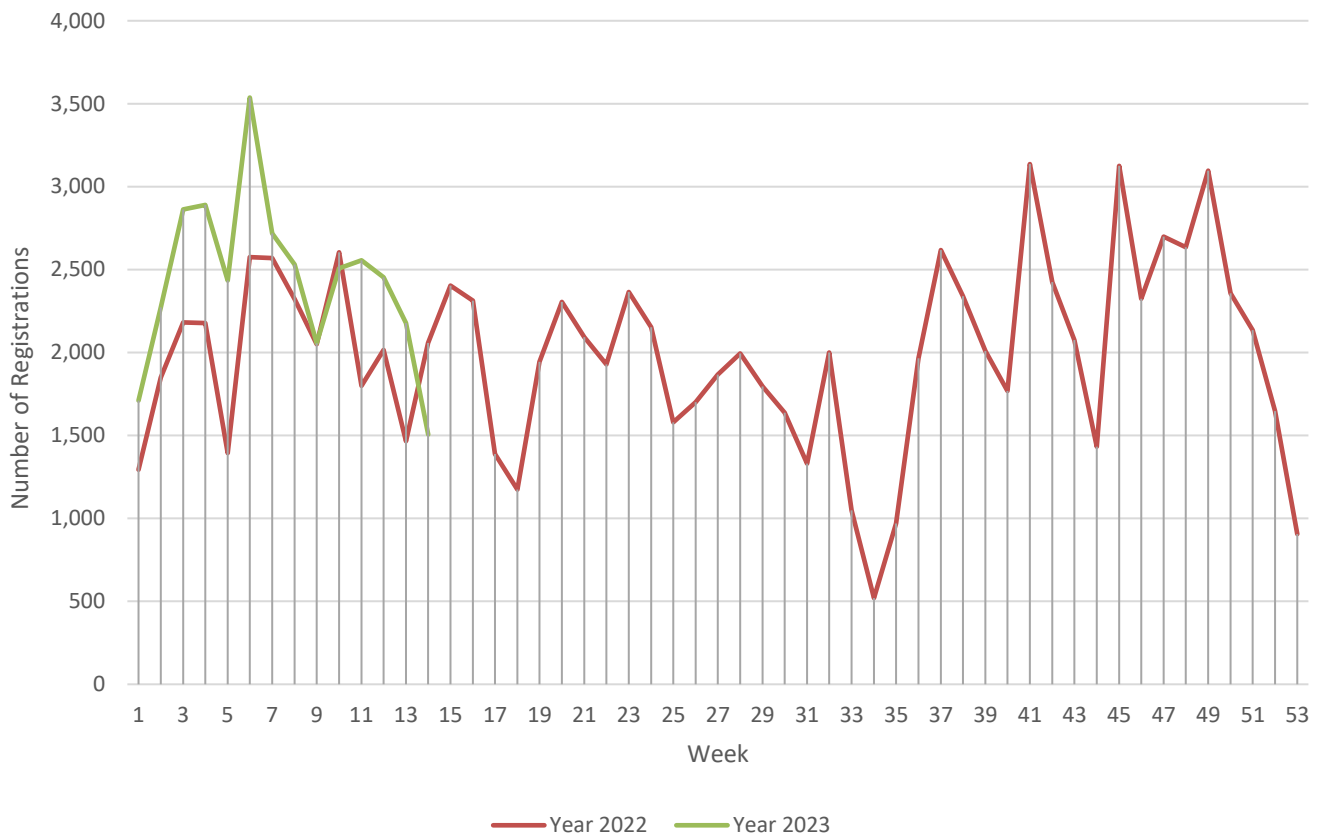
| ECONOMIC ACTIVITY | | Total | LEGAL FORM CATEGORY | | | |
|-------------------|--|----------------|---------------------|---|--|--|
| Code NACE Rev.2 | Description | | Sole Proprietorship | Partnerships (General partnerships, Limited partnerships) | Capital Enterprises (Limited Liability Company, Société Anonyme (S.A.)) | Other Legal Forms (Private Capital Companies (IKE), Joint ventures etc) |
| Total | | 34,213 | 23,151 | 4,926 | 474 | 5,662 |
| A | Agriculture, Forestry and Fishing ⁽¹⁾ of which Farmers subjected to the special | 5,715 4,991 | 5,609 4,991 | 28 - | 3 - | 75 - |
| B | Mining and Quarrying | 10 | * | * | * | 6 |
| C | Manufacturing | 1,009 | 625 | 171 | 22 | 191 |
| D | Electricity, Gas, Steam and Air Conditioning Supply | 412 | 20 | 25 | 20 | 347 |
| E | Water Supply, Sewerage, Waste Management and Remediation Activities | 49 | * | 8 | * | 18 |
| F | Construction | 2,160 | 1,270 | 397 | 37 | 456 |
| G | Wholesale and Retail Trade; Repair of Motor Vehicles and Motorcycles | 4,580 | 2,717 | 1,007 | 78 | 778 |
| H | Transportation and Storage | 2,138 | 1,697 | 180 | 13 | 248 |
| I | Accommodation and Food Service Activities | 3,623 | 1,730 | 1,276 | 42 | 575 |
| J | Information and Communication | 1,364 | 838 | 272 | 13 | 241 |
| K | Financial and Insurance Activities | 614 | 233 | 54 | 53 | 274 |
| L | Real Estate Activities | 1,657 | 334 | 326 | 121 | 876 |
| M | Professional, Scientific and Technical Activities | 4,992 | 3,890 | 504 | 45 | 553 |
| N | Administrative and Support Service Activities | 1,471 | 905 | 218 | 11 | 337 |
| O | Public Administration and Defense; Compulsory Social Security | 92 | * | * | - | 33 |
| P | Education | 695 | 593 | * | * | 48 |
| Q | Human Health and Social Work Activities | 1,515 | 1,256 | 154 | 5 | 100 |
| R | Arts, Entertainment and Recreation | 737 | 495 | 107 | 3 | 132 |
| S | Other Service Activities | 1,190 | 862 | * | * | 184 |
| W | Unknown Activity | 190 | - | - | - | 190 |

* The data are not disclosed due to statistical confidentiality regarding the protection of the identity of the reporting enterprises.

«-» There are no registrations.

⁽¹⁾ Note of page 2

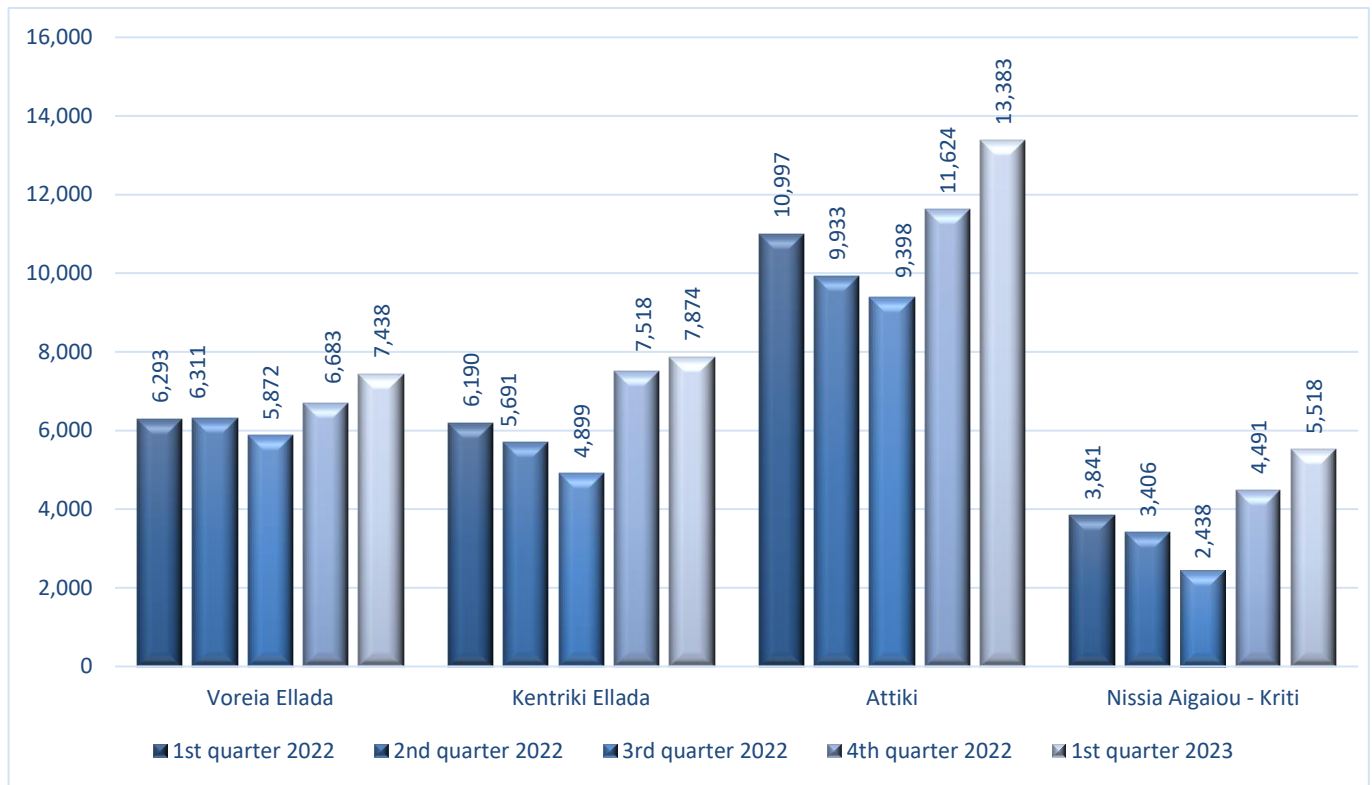
Graph 1. Number of Registrations per week, 1st, 2nd, 3rd and 4th quarter 2022 and 1st quarter 2023



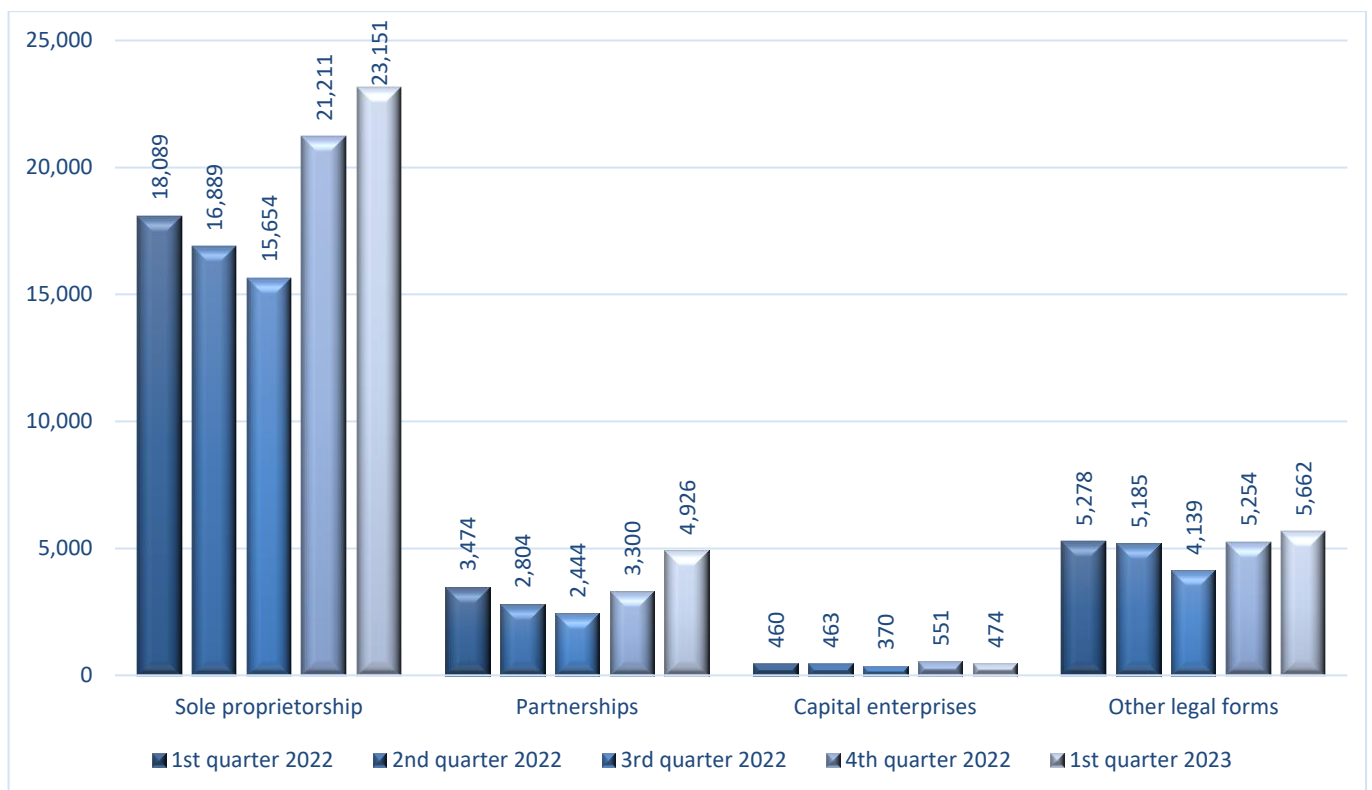
Note:

Information for the determination of the week is available under section "[Methodological Notes](#)", p. 9.

Graph 2. Number of Registrations by Large Geographical Area (NUTS 1), 1st, 2nd, 3rd, 4th quarter 2022 and 1st quarter 2023



Graph 3. Number of Registrations by category of Legal Form of enterprise, 1st, 2nd, 3rd, 4th quarter 2022 and 1st quarter 2023



METHODOLOGICAL NOTES

General Information The compilation of the statistical data is made in accordance with the new European Regulation on Business Statistics, which entered into force on the 1st of January 2021 ([Regulation \(EU\) 2019/2152 of the European Parliament and of the Council of 27th November 2019](#)) and is among the key changes introduced by this Regulation for new and high-frequency official business statistics at European level.

The statistical data presented in this announcement refer to business demography and more specifically to the registrations and bankruptcies of enterprises, which are defined as follows:

Registrations: The number of entered legal units in the registration register at any time during the reference quarter, according to the respective administrative or legal procedure.

Bankruptcies: The number of legal units that have started the procedure of being declared bankrupt, by issuing a court declaration, at any time during the reference quarter (which is often provisional and does not always mean cessation of an activity).

Purpose The purpose of the short-term business statistics, is to provide up-to-date and high frequency information on the evolution of business activity and, subsequently, of the economic climate - expectations.

Legal framework Short-term business statistics are compiled in accordance with [Regulation \(EU\) 2019/2152 of the European Parliament and of the Council of 27th November 2019](#), on European business statistics and [Commission Implementing Regulation \(EU\) 2020/1197 of 30th July 2020](#), laying down technical specifications and arrangements pursuant to Regulation (EU) 2019/2152.

Compilation methodology The statistical data have been compiled after processing quarterly data from administrative registers of enterprises. Specifically, information has been used for the date of registration in the register of legal units (Tax Identification Number - TIN), economic activity, geographical code, legal form and business status of the enterprise.

Statistical classifications As regards the economic activities, the European statistical classification of economic activities [NACE Rev.2](#) is used. As regards the geographical representation, the European Nomenclature of territorial units for statistics, NUTS, is used.

Map of the 4 Large Geographical Areas (NUTS 1 Regions) of Greece



Definition of weeks The weeks for the 1st, 2nd, 3rd and 4th quarter 2022 and 1st quarter 2023 are defined as follows:

| WEEK | 2022 | 2023 |
|------------------|-------------------------|-------------------------|
| 1 st | 01/01/2022 - 02/01/2022 | 01/01/2023 - 01/01/2023 |
| 2 nd | 03/01/2022 - 09/01/2022 | 02/01/2023 - 08/01/2023 |
| 3 rd | 10/01/2022 - 16/01/2022 | 09/01/2023 - 15/01/2023 |
| 4 th | 17/01/2022 - 23/01/2022 | 16/01/2023 - 22/01/2023 |
| 5 th | 24/01/2022 - 30/01/2022 | 23/01/2023 - 29/01/2023 |
| 6 th | 31/01/2022 - 06/02/2022 | 30/01/2023 - 05/02/2023 |
| 7 th | 07/02/2022 - 13/02/2022 | 06/02/2023 - 12/02/2023 |
| 8 th | 14/02/2022 - 20/02/2022 | 13/02/2023 - 19/02/2023 |
| 9 th | 21/02/2022 - 27/02/2022 | 20/02/2023 - 26/02/2023 |
| 10 th | 28/02/2022 - 06/03/2022 | 27/02/2023 - 05/03/2023 |
| 11 th | 07/03/2022 - 13/03/2022 | 06/03/2023 - 12/03/2023 |
| 12 th | 14/03/2022 - 20/03/2022 | 13/03/2023 - 19/03/2023 |
| 13 th | 21/03/2022 - 27/03/2022 | 20/03/2023 - 26/03/2023 |
| 14 th | 28/03/2022 - 03/04/2022 | 27/03/2023 - 31/03/2023 |
| 15 th | 04/04/2022 - 10/04/2022 | |
| 16 th | 11/04/2022 - 17/04/2022 | |
| 17 th | 18/04/2022 - 24/04/2022 | |
| 18 th | 25/04/2022 - 01/05/2022 | |
| 19 th | 02/05/2022 - 08/05/2022 | |
| 20 th | 09/05/2022 - 15/05/2022 | |
| 21 st | 16/05/2022 - 22/05/2022 | |
| 22 nd | 23/05/2022 - 29/05/2022 | |
| 23 rd | 30/05/2022 - 05/06/2022 | |
| 24 th | 06/06/2022 - 12/06/2022 | |
| 25 th | 13/06/2022 - 19/06/2022 | |
| 26 th | 20/06/2022 - 26/06/2022 | |
| 27 th | 27/06/2022 - 03/07/2022 | |
| 28 th | 04/07/2022 - 10/07/2022 | |
| 29 th | 11/07/2022 - 17/07/2022 | |
| 30 th | 18/07/2022 - 24/07/2022 | |
| 31 st | 25/07/2022 - 31/07/2022 | |
| 32 nd | 01/08/2022 - 07/08/2022 | |
| 33 rd | 08/08/2022 - 14/08/2022 | |
| 34 th | 15/08/2022 - 21/08/2022 | |
| 35 th | 22/08/2022 - 28/08/2022 | |
| 36 th | 29/08/2022 - 04/09/2022 | |
| 37 th | 05/09/2022 - 11/09/2022 | |
| 38 th | 12/09/2022 - 18/09/2022 | |
| 39 th | 19/09/2022 - 25/09/2022 | |
| 40 th | 26/09/2022 - 02/10/2022 | |
| 41 st | 03/10/2022 - 09/10/2022 | |
| 42 nd | 10/10/2022 - 16/10/2022 | |
| 43 rd | 17/10/2022 - 23/10/2022 | |
| 44 th | 24/10/2022 - 30/10/2022 | |
| 45 th | 31/10/2022 - 06/11/2022 | |
| 46 th | 07/11/2022 - 13/11/2022 | |
| 47 th | 14/11/2022 - 20/11/2022 | |
| 48 th | 21/11/2022 - 27/11/2022 | |
| 49 th | 28/11/2022 - 04/12/2022 | |
| 50 th | 05/12/2022 - 11/12/2022 | |
| 51 st | 12/12/2022 - 18/12/2022 | |
| 52 nd | 19/12/2022 - 25/12/2022 | |
| 53 rd | 26/12/2022 - 31/12/2022 | |

Reference period 1st quarter 2023

Statistical unit The statistical unit is the legal unit (distinct Tax Identification Numbers - TINs).

References Analytical tables are available on ELSTAT's website (www.statistics.gr), at the following link: <https://www.statistics.gr/en/statistics/-/publication/SBR05/> .