

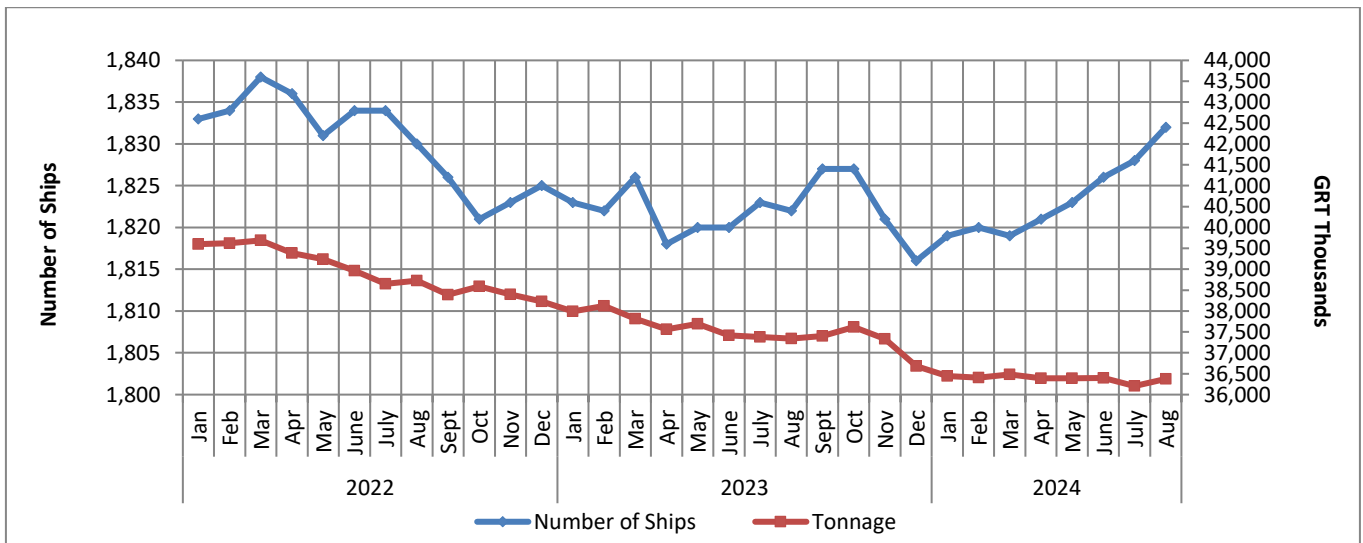


**GREEK MERCHANT FLEET:
August 2024 (Provisional data)**

The Hellenic Statistical Authority (ELSTAT) announces data on the Greek Merchant Fleet (for vessels of 100 GRT¹) for August 2024. Particularly:

- The Greek Merchant Fleet increased by 0.5% in August 2024 compared with August 2023. A decrease of 0.4% was recorded in August 2023 compared with August 2022 (Table 1).
- The gross tonnage of the Greek Merchant Fleet, for vessels of 100 GRT and over, recorded a decrease of 2.6% in August 2024 compared with August 2023. A decrease of 3.6% was recorded in August 2023 compared with August 2022 (Table 1).

Graph 1: Greek Merchant ships of 100 GRT and over: January 2022– August 2024



Information on methodological issues:

Division of Sectoral Statistics
Section of Transport Statistics
E. Kleftogianni
Tel : +30 213 135 3087
e mail: e.kleftogianni@statistics.gr

Information for data provision:

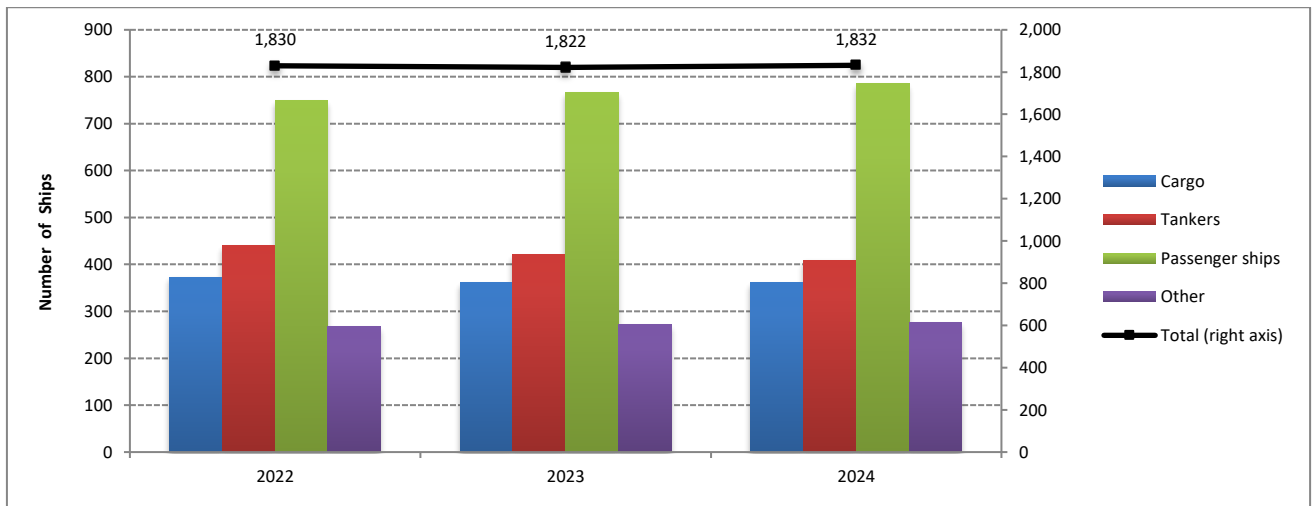
Tel. +30 213 135 2022
e mail: data.dissem@statistics.gr

¹GRT: Gross Tonnage

Table 1: Number and tonnage of Greek Merchant ships of 100 GRT and over, by types of ships, August 2022 – 2024

August										
Types of ships	2022		2023		Change % 2023/2022		2024		Change % 2024/2023	
	Number of Ships	Tonnage (GRT)	Number of Ships	Tonnage (GRT)	Number of Ships	Tonnage (GRT)	Number of Ships	Tonnage (GRT)	Number of Ships	Tonnage (GRT)
Total:	1,830	38,729,127	1,822	37,337,916	-0.4	-3.6	1,832	36,373,149	0.5	-2.6
Cargo	373	11,045,585	362	10,472,203	-2.9	-5.2	362	10,255,864	0.0	-2.1
Tankers	440	26,283,677	421	25,467,941	-4.3	-3.1	409	24,769,929	-2.9	-2.7
Passenger ships	749	1,266,121	767	1,254,864	2.4	-0.9	785	1,205,675	2.3	-3.9
Other	268	133,744	272	142,908	1.5	6.9	276	141,681	1.5	-0.9

Graph 2a: Number of Greek Merchant ships of 100 GRT and over, by types of ships, August 2022 – 2024



Graph 2b: Tonnage of Greek Merchant Ships of 100 GRT and over, by types of ships, August 2022 – 2024

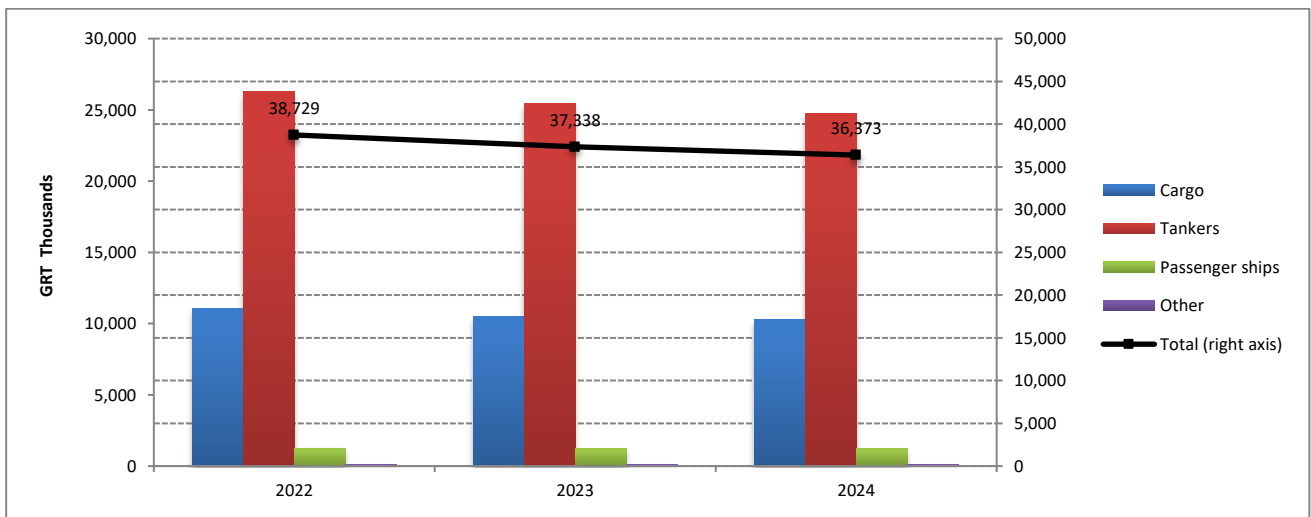


Table 2: Distribution of the Greek Merchant ships of 100 GRT and over, by tonnage groups, August 2022 – 2024

August										
Tonnage Groups	2022		2023		Change % 2023/2022		2024		Change % 2024/2023	
	Number of Ships	Tonnage (GRT)	Number of Ships	Tonnage (GRT)	Number of Ships	Tonnage (GRT)	Number of Ships	Tonnage (GRT)	Number of Ships	Tonnage (GRT)
Total:	1,830	38,729,127	1,822	37,337,916	-0.4	-3.6	1,832	36,373,149	0.5	-2.6
[100-500)	856	208,870	868	211,114	1.4	1.1	895	219,377	3.1	3.9
[500-3,000)	342	430,564	348	436,567	1.8	1.4	345	433,859	-0.9	-0.6
[3,000-7,000)	76	336,318	79	348,900	3.9	3.7	78	344,492	-1.3	-1.3
[7,000-10,000)	24	202,584	24	200,542	0.0	-1.0	23	190,134	-4.2	-5.2
[10,000-20,000)	50	721,835	48	688,045	-4.0	-4.7	52	744,838	8.3	8.3
[20,000-30,000)	63	1,669,686	58	1,539,417	-7.9	-7.8	52	1,358,130	-10.3	-11.8
[30,000+)	419	35,159,270	397	33,913,331	-5.3	-3.5	387	33,082,319	-2.5	-2.5

Graph 3: Distribution of Greek Merchant ships of 100 GRT and over, by tonnage groups, August 2022 – 2024

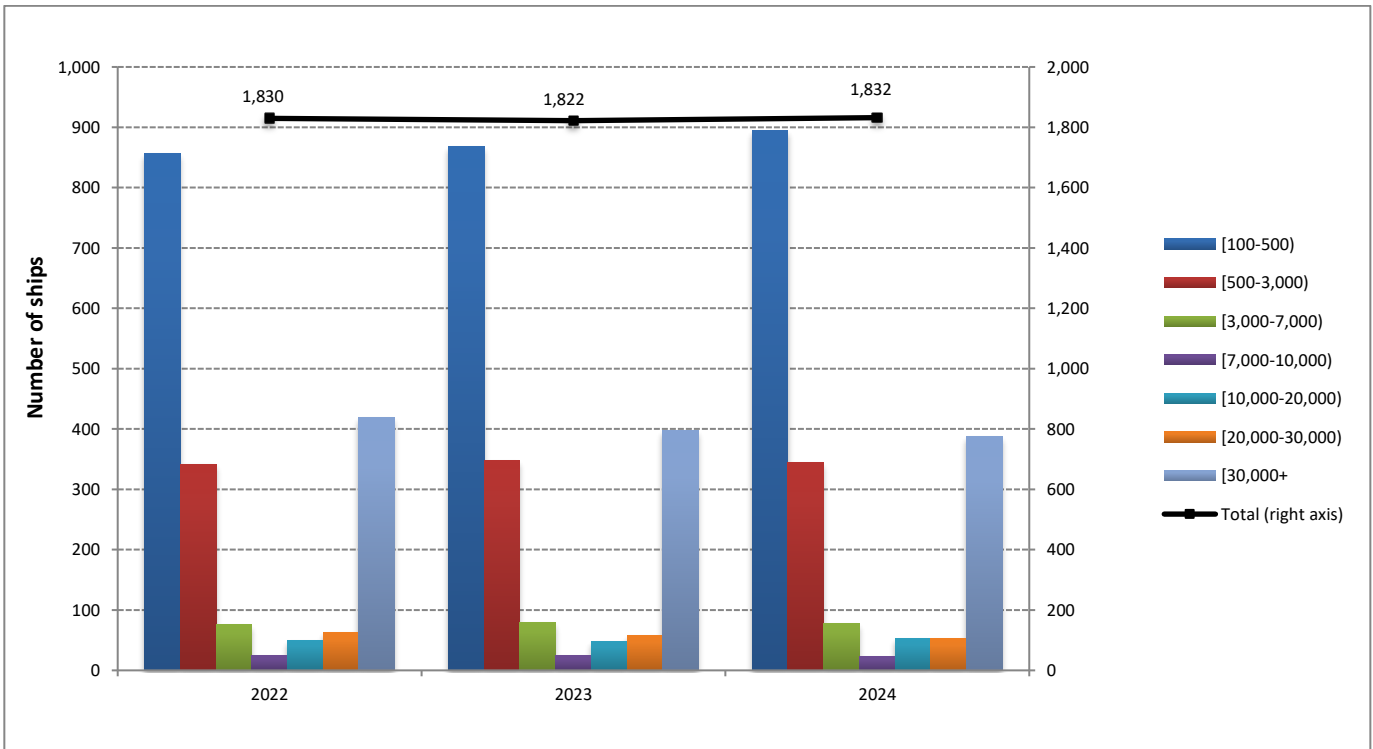
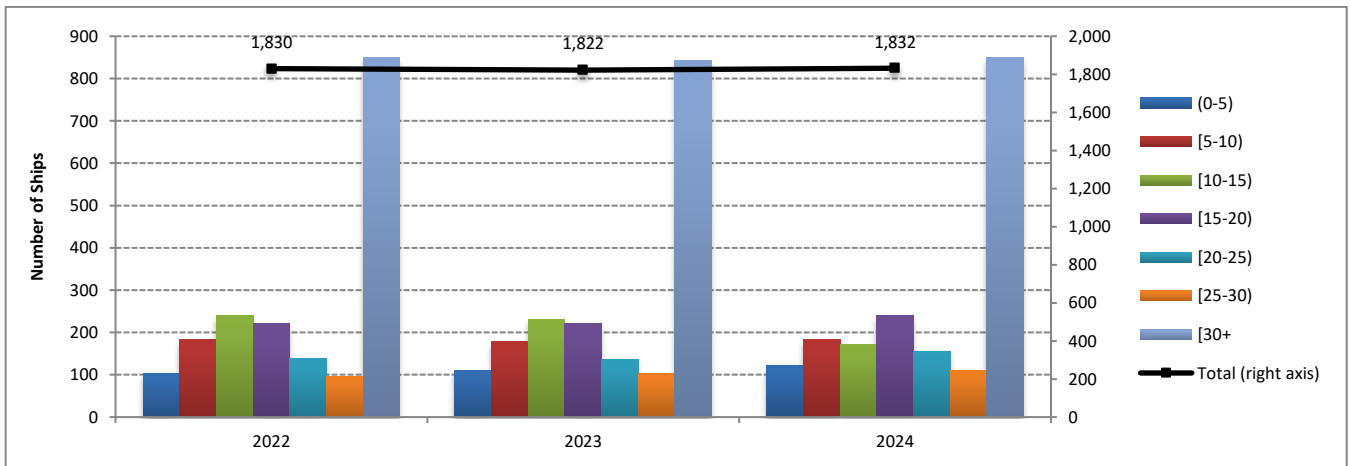


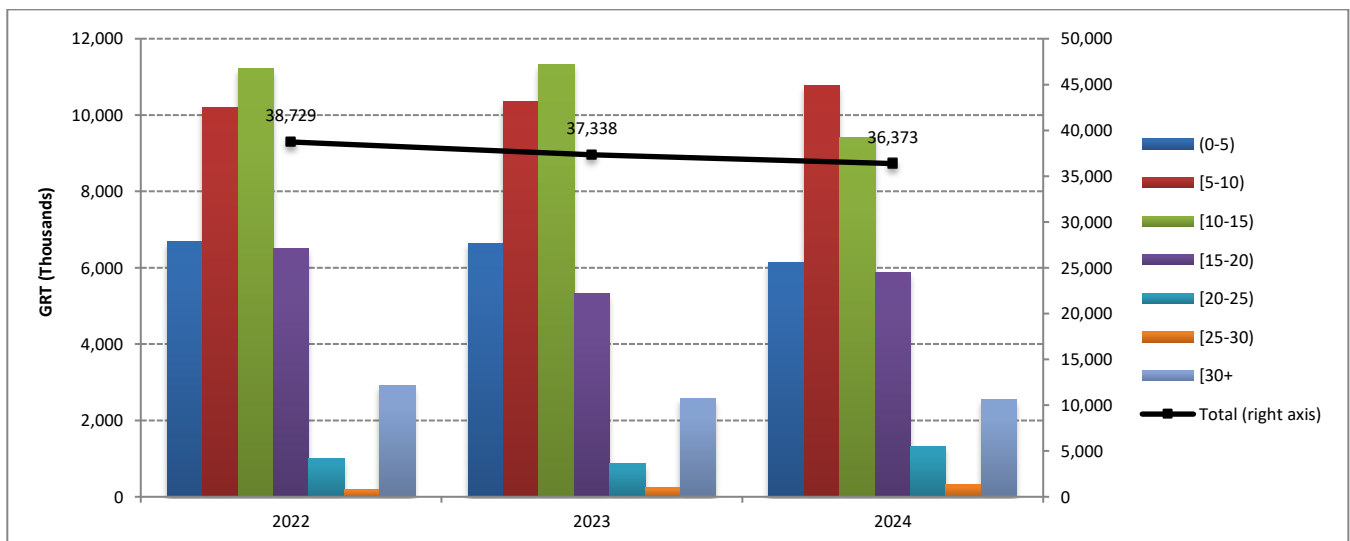
Table 3: Distribution of Greek Merchant ships of 100 GRT and over, by age groups, August 2022 – 2024

August										
2022			2023		Change % 2023/2022		2024		Change % 2024/2023	
Age Groups	Number of Ships	Tonnage (GRT)	Number of Ships	Tonnage (GRT)	Number of Ships	Tonnage (GRT)	Number of Ships	Tonnage (GRT)	Number of Ships	Tonnage (GRT)
Total:	1,830	38,729,127	1,822	37,337,916	-0.4	-3.6	1,832	36,373,149	0.5	-2.6
(0-5)	102	6,697,024	111	6,641,302	8.8	-0.8	122	6,150,462	9.9	-7.4
[5-10)	183	10,199,092	178	10,362,003	-2.7	1.6	183	10,764,394	2.8	3.9
[10-15)	240	11,225,430	231	11,333,257	-3.8	1.0	171	9,403,988	-26.0	-17.0
[15-20)	220	6,495,027	221	5,313,830	0.5	-18.2	240	5,872,508	8.6	10.5
[20-25)	139	1,013,027	136	875,890	-2.2	-13.5	155	1,326,654	14.0	51.5
[25-30)	96	187,217	102	242,006	6.3	29.3	111	309,589	8.8	27.9
[30+)	850	2,912,310	843	2,569,628	-0.8	-11.8	850	2,545,554	0.8	-0.9

Graph 4a: Distribution of Greek Merchant ships 100 GRT and over, by age groups, August 2022 – 2024



Graph 4b: Tonnage of Greek Merchant ships of 100 GRT and over, by age groups, August 2022–2024



METHODOLOGICAL NOTES

Greek Merchant Fleet Survey The Survey on the Greek Merchant Fleet is conducted on a monthly basis since 1964 without any major methodological changes ever since. The purpose of the survey is to fully record statistical data on the number and basic characteristics of the Greek merchant ships, thus depicting the evolution over the course of time of the Greek merchant fleet.

Legal Framework The survey is conducted in compliance with the joint Ministerial Decision (No 6792/G-81/11-4-97), signed by the Minister of National Economy and the Minister of Mercantile Marine.

Reference Period The results of the survey refer to the end of August 2024.

Coverage The survey covers all domestic Port Authorities, as well as Greek Consular Port Authorities abroad, which keep ship registers. These Authorities have to send a report on a monthly basis to the Hellenic Statistical Authority (ELSTAT), pertaining to the changes in the Greek merchant ships registered in their ship registers.

Definitions **Merchant ship:** Seagoing self-propelled vessel, at least of 10 GRT, designed for the carriage of goods, transport of passengers, for fishing, towing or specially fitted out for other commercial maritime activities.

Greek merchant fleet: The total number of the merchant ships under Greek flag. The Greek flag carried by these ships means that all their maritime activities (subsidies for ship building, cargo limitations and other tax provisions) are governed by commercial and economic rules which are laid down by the respective Greek authorities.

Gross Register Tonnage (GRT): Refers to the spaces within the hull and of the enclosed spaces above the deck which are available for carrying goods, food, passengers and crew, GRT is equal to the volume of 100 cubic feet or 2.83 m³.

Net Register Tonnage (NRT): It is derived from the gross tonnage by deducting allowances in respect of spaces used for the crew, navigating and propelling machinery, fuel and water ballasts, and other spaces not used for passengers or cargo.

Age of ship: indicated by the year of original construction of the hull or that of the hull containing the engine room.

Methodology

It is an exhaustive survey conducted by all domestic Port Authorities and Greek Consular Port Authorities abroad, which report to ELSTAT, on a monthly basis, on changes in the ships pertaining to: a) new registrations of ships in the ship registers, b) change in the name of a ship, c) change of ownership, d) transfers to or from a different port, e) deletion of a ship from a ship's register, f) final measurement – remeasurement of ships, g) replacement of the ship's engine.

All these data, after being fully processed, are used to update, through a specially designed software application, the Official Register of Greek Merchant Ships. This Register is used for the production of monthly and annual statistical results.

References

Further information (tables, charts) concerning the Survey on the Greek Merchant Fleet can be found on the webpage of ELSTAT (www.statistics.gr), under the link: <https://www.statistics.gr/el/statistics/-/publication/SMA27>