



## PRESS RELEASE

### ISSUING OF MOTOR VEHICLE LICENSES: DECEMBER 2017

The Hellenic Statistical Authority announces that in December 2017, 8,833 road motor cars (both new and used from abroad) were put into circulation for the first time, recording a 16.1% increase compared with the corresponding month of 2016 when the number of road motor cars was 7,607. In December 2016, a 19.8% decrease had been observed in comparison with the corresponding month of 2015 (Table 1, Graphs 1,2,3,5). A total number of 5,905 new cars were put into circulation in December 2017 compared with 5,197 in December 2016, recording a 13.6% increase.

The new motorcycles (over 50cc) that were put into circulation for the first time in December 2017 amounted to 2,563, against 6,719 in 2016, thus recording a 61.9% decrease. In December 2016, a 101.7% increase had been observed in comparison with the corresponding month of 2015 (Table 1, Graph 4). Out of the above motorcycles 2,472 were new, while the corresponding figure in December 2016 was 6,622, recording a 62.7% decrease.

During the period January - December 2017, 155,693 road motor cars (both new and used from abroad) were put into circulation for the first time, representing an increase of 20.8% compared to the corresponding period of 2016 when the number of road motor cars was 128,910. During the period January - December 2016 an increase of 11.0% had been observed in comparison with the corresponding period of 2015 (Table 3, Graphs 6,7). Out of the above number of road motor cars that were put into circulation, from January to December 2017, 95,171 were new, while the corresponding number during the respective period of 2016 was 84,899, recording an increase of 12.1%.

During the period January - December 2017 the circulation of new motorcycles (over 50cc) amounted to 31,664 against 44,105 in 2016, thus representing a 28.2% decrease. An increase of 20.5% had been observed during the period January - December 2016 in comparison with the corresponding period of 2015 (Table 3, Graphs 6,7). A total number of 28,852 new motorcycles were put into circulation, from January to December 2017, compared with 41,486 during the corresponding period of 2016, recording a 30.5% decrease.

#### **Information:**

*Trade and Services Statistics Division*

*Transport, Communications and Mass Media Section*

Konstantinos Menexes

Tel: +30 213 135 2500

FAX: +30 213 135 2496

E-mail : k.menexes@statistics.gr

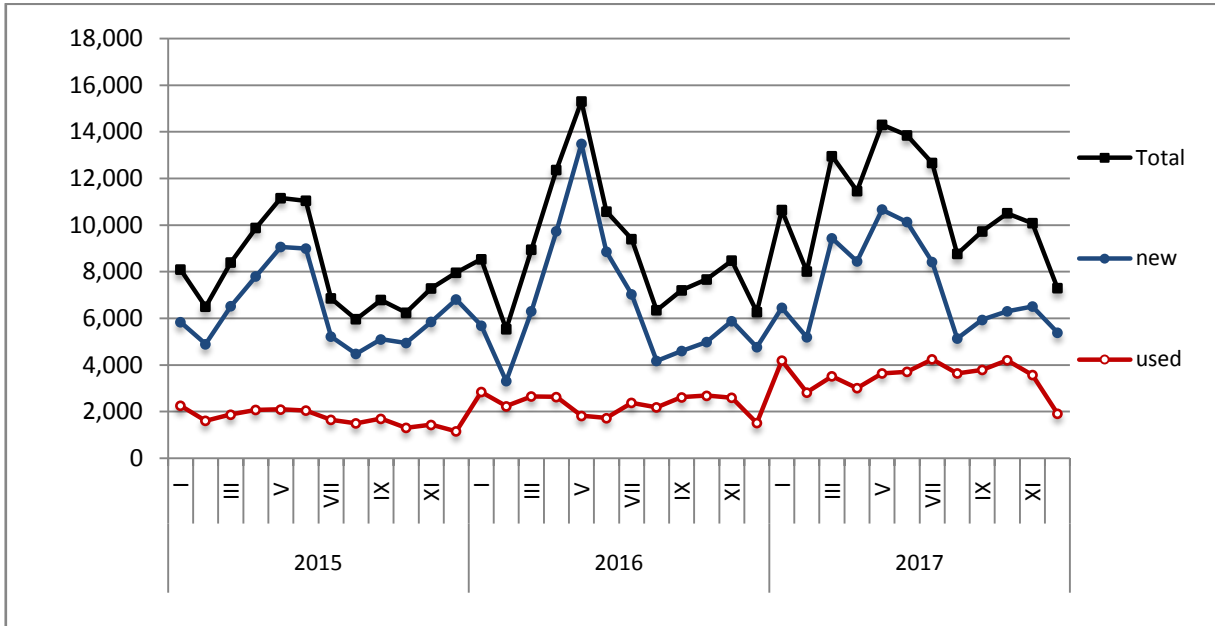
Table 1. Road motor vehicles, both new and used, put into circulation for the first time in Greece: December 2015 - 2017

Category of Road Motor Vehicles	December									Change (%)					
	2015			2016			2017			2016/2015			2017/2016		
	Total	New	Used	Total	New	Used	Total	New	Used	Total	New	Used	Total	New	Used
<b>Greece, total</b>															
Road Motor Vehicles,total	12,820	10,685	2,135	14,326	11,819	2,507	11,396	8,377	3,019	11.7%	10.6%	17.4%	-20.5%	-29.1%	20.4%
1. Road motor cars	9,488	7,451	2,037	7,607	5,197	2,410	8,833	5,905	2,928	-19.8%	-30.3%	18.3%	16.1%	13.6%	21.5%
Passenger Cars	7,960	6,812	1,148	6,269	4,764	1,505	7,300	5,388	1,912	-21.2%	-30.1%	31.1%	16.4%	13.1%	27.0%
Buses	47	8	39	67	8	59	58	5	53	42.6%	0.0%	51.3%	-13.4%	-37.5%	-10.2%
Lorries	1,481	631	850	1,271	425	846	1,475	512	963	-14.2%	-32.6%	-0.5%	16.1%	20.5%	13.8%
2. Motorcycles > 50 cc	3,332	3,234	98	6,719	6,622	97	2,563	2,472	91	101.7%	104.8%	-1.0%	-61.9%	-62.7%	-6.2%
<b>Prefecture of Attica</b>															
Road Motor Vehicles,total	7,127	6,389	738	8,978	8,100	878	6,132	4,915	1,217	26.0%	26.8%	19.0%	-31.7%	-39.3%	38.6%
1. Road motor cars	5,805	5,084	721	4,630	3,763	867	5,325	4,126	1,199	-20.2%	-26.0%	20.2%	15.0%	9.6%	38.3%
Passenger Cars	5,335	4,806	529	4,235	3,563	672	4,785	3,870	915	-20.6%	-25.9%	27.0%	13.0%	8.6%	36.2%
Buses	13	4	9	13	6	7	18	3	15	0.0%	50.0%	-22.2%	38.5%	-50.0%	114.3%
Lorries	457	274	183	382	194	188	522	253	269	-16.4%	-29.2%	2.7%	36.6%	30.4%	43.1%
2. Motorcycles > 50 cc	1,322	1,305	17	4,348	4,337	11	807	789	18	228.9%	232.3%	-35.3%	-81.4%	-81.8%	63.6%

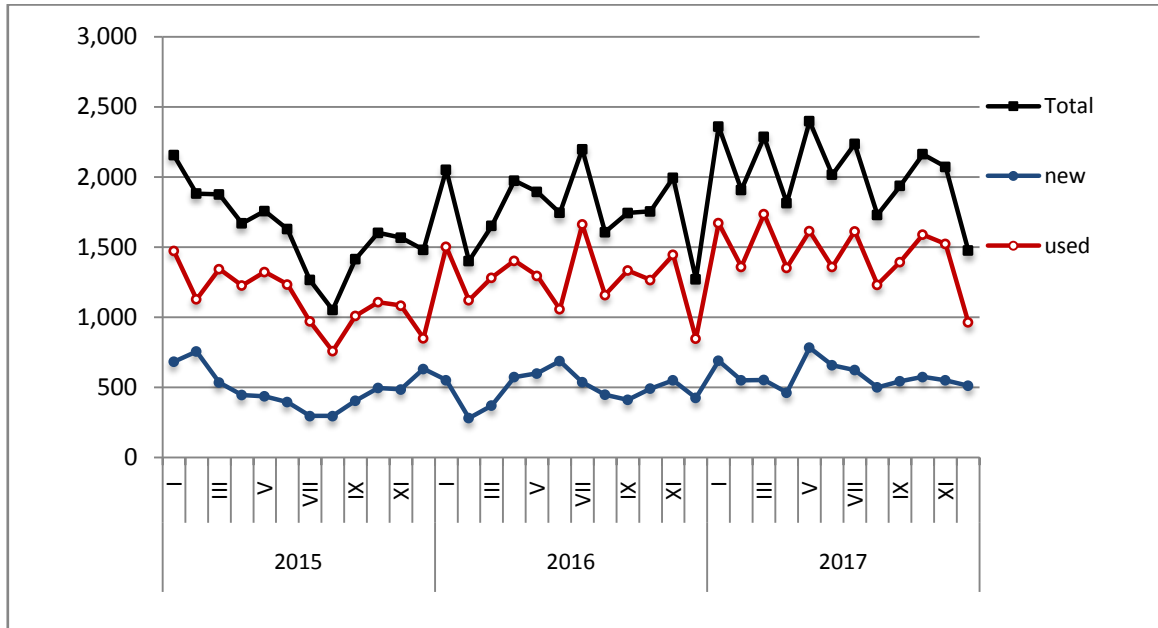
Table 2. Road motor vehicles, both new and used, put into circulation for the first time in Greece: January 2016 - December 2017

Category of Road Motor Vehicles	Average Jan. 2016 - Dec. 2016						Average Jan. 2017 - Dec. 2017			Change (%)		
	Average Jan. 2017 - Dec. 2017 / Average Jan. 2016 - Dec. 2016											
	Total	New	Used	Total	New	Used	Total	New	Used	Total	New	Used
<b>Greece, total</b>												
Road Motor Vehicles,total	14,418	10,533	3,885	15,614	10,336	5,278	8.3%	-1.9%	35.9%			
1. Road motor cars	10,743	7,076	3,667	12,975	7,931	5,044	20.8%	12.1%	37.6%			
Passenger Cars	8,885	6,566	2,319	10,852	7,333	3,519	22.1%	11.7%	51.7%			
Buses	84	16	68	90	15	75	7.1%	-6.3%	10.3%			
Lorries	1,774	494	1,280	2,033	583	1,450	14.6%	18.0%	13.3%			
2. Motorcycles > 50 cc	3,675	3,457	218	2,639	2,405	234	-28.2%	-30.4%	7.3%			

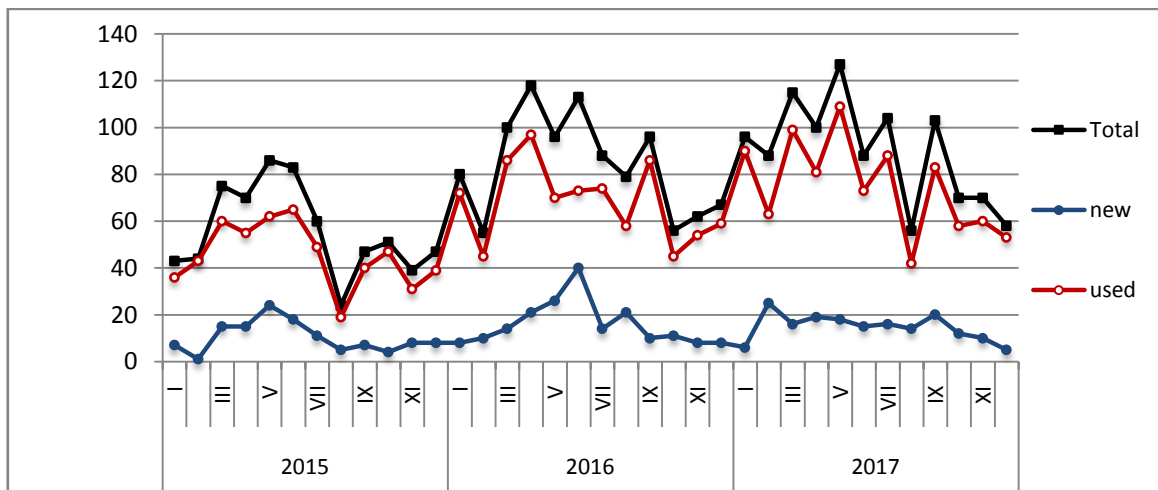
**Graph 1: Passenger Cars (January 2015 - December 2017)**



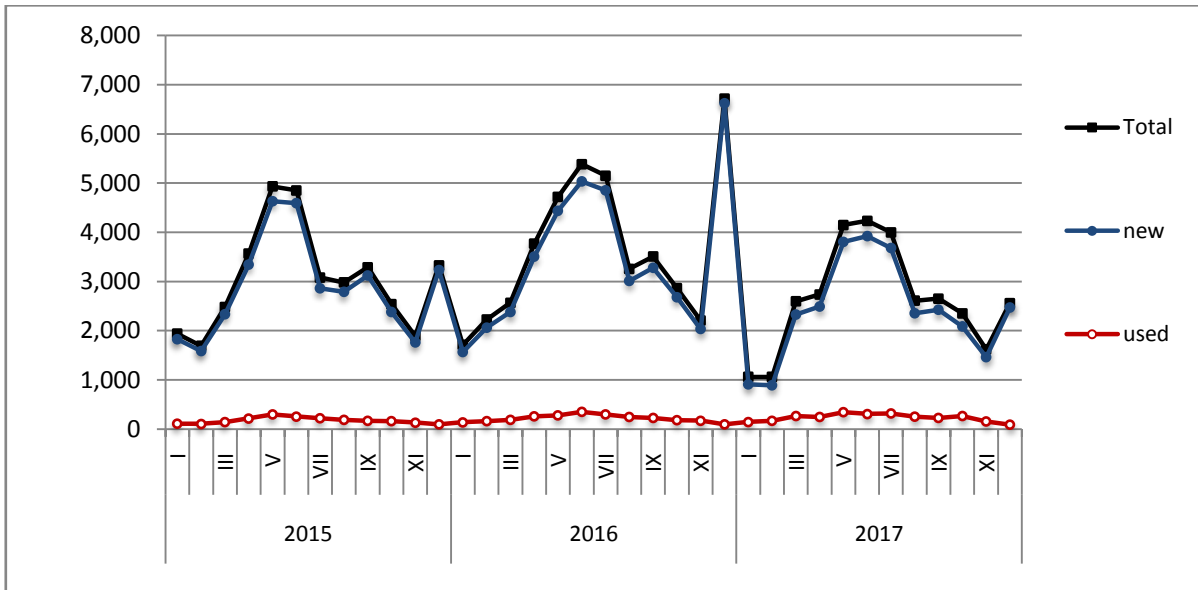
**Graph 2: Lorries ( January 2015 - December 2017)**



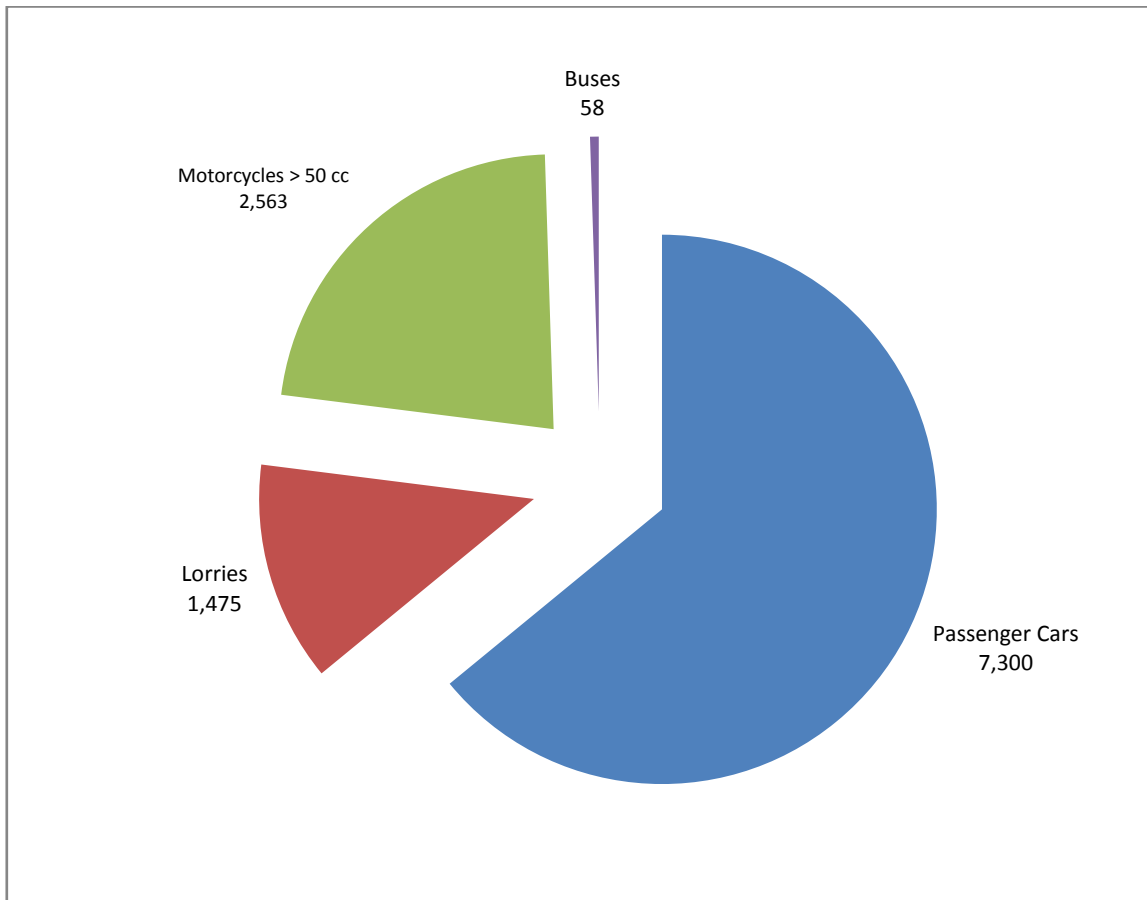
**Graph 3: Buses (January 2015 - December 2017)**



**Graph 4: Motorcycles (January 2015 - December 2017)**



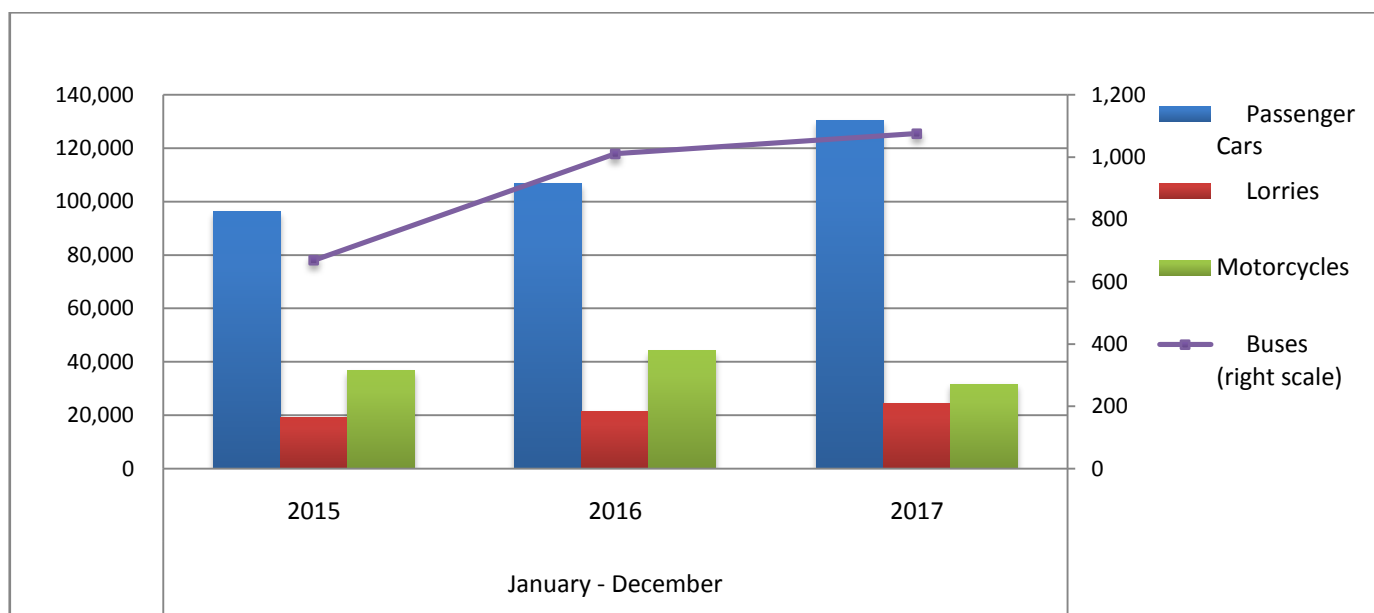
**Graph 5: New Registrations of Motor Vehicles (December 2017)**



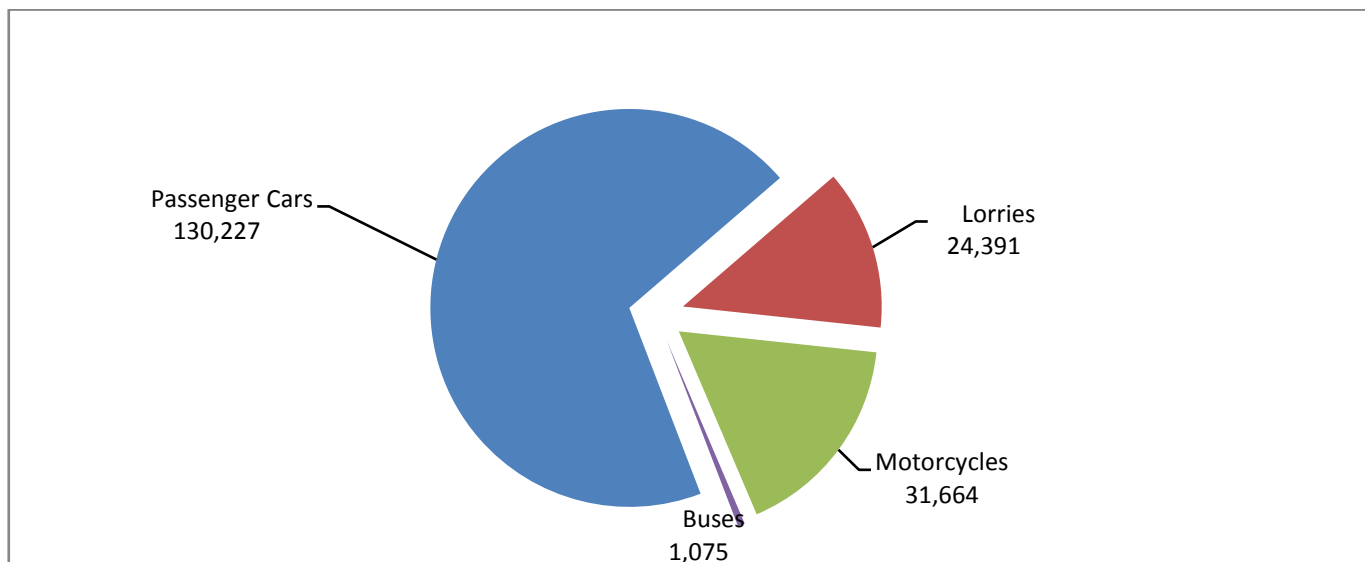
**Table 3. Road motor vehicles, both new and used, put into circulation for the first time in Greece: Jan. 2015 - Dec. 2017**

Category of Road Motor Vehicles	January - December									Change (%)					
	2015			2016			2017			2016/2015			2017/2016		
	Total	New	Used	Total	New	Used	Total	New	Used	Total	New	Used	Total	New	Used
<b>Greece, total</b>															
Road Motor Vehicles, total	152,775	115,956	36,819	173,015	126,385	46,630	187,357	124,023	63,334	13.2%	9.0%	26.6%	8.3%	-1.9%	35.8%
1. Road motor cars	116,168	81,471	34,697	128,910	84,899	44,011	155,693	95,171	60,522	11.0%	4.2%	26.8%	20.8%	12.1%	37.5%
Passenger Cars	96,151	75,497	20,654	106,617	78,790	27,827	130,227	88,001	42,226	10.9%	4.4%	34.7%	22.1%	11.7%	51.7%
Buses	669	123	546	1,010	191	819	1,075	176	899	51.0%	55.3%	50.0%	6.4%	-7.9%	9.8%
Lorries	19,348	5,851	13,497	21,283	5,918	15,365	24,391	6,994	17,397	10.0%	1.1%	13.8%	14.6%	18.2%	13.2%
2. Motorcycles > 50 cc	36,607	34,485	2,122	44,105	41,486	2,619	31,664	28,852	2,812	20.5%	20.3%	23.4%	-28.2%	-30.5%	7.4%
<b>Prefecture of Attica</b>															
Road Motor Vehicles, total	77,526	67,445	10,081	92,333	78,459	13,874	95,496	75,770	19,726	19.1%	16.3%	37.6%	3.4%	-3.4%	42.2%
1. Road motor cars	62,946	53,205	9,741	72,552	58,971	13,581	82,656	63,310	19,346	15.3%	10.8%	39.4%	13.9%	7.4%	42.4%
Passenger Cars	57,574	50,303	7,271	66,298	55,924	10,374	75,066	59,500	15,566	15.2%	11.2%	42.7%	13.2%	6.4%	50.0%
Buses	253	58	195	349	84	265	382	92	290	37.9%	44.8%	35.9%	9.5%	9.5%	9.4%
Lorries	5,119	2,844	2,275	5,905	2,963	2,942	7,208	3,718	3,490	15.4%	4.2%	29.3%	22.1%	25.5%	18.6%
2. Motorcycles > 50 cc	14,580	14,240	340	19,781	19,488	293	12,840	12,460	380	35.7%	36.9%	-13.8%	-35.1%	-36.1%	29.7%

**Graph 6. New Motor Vehicles Circulation Licenses: January 2015 - December 2017**



**Graph 7. New Registrations of Motor Vehicles January - December 2017**



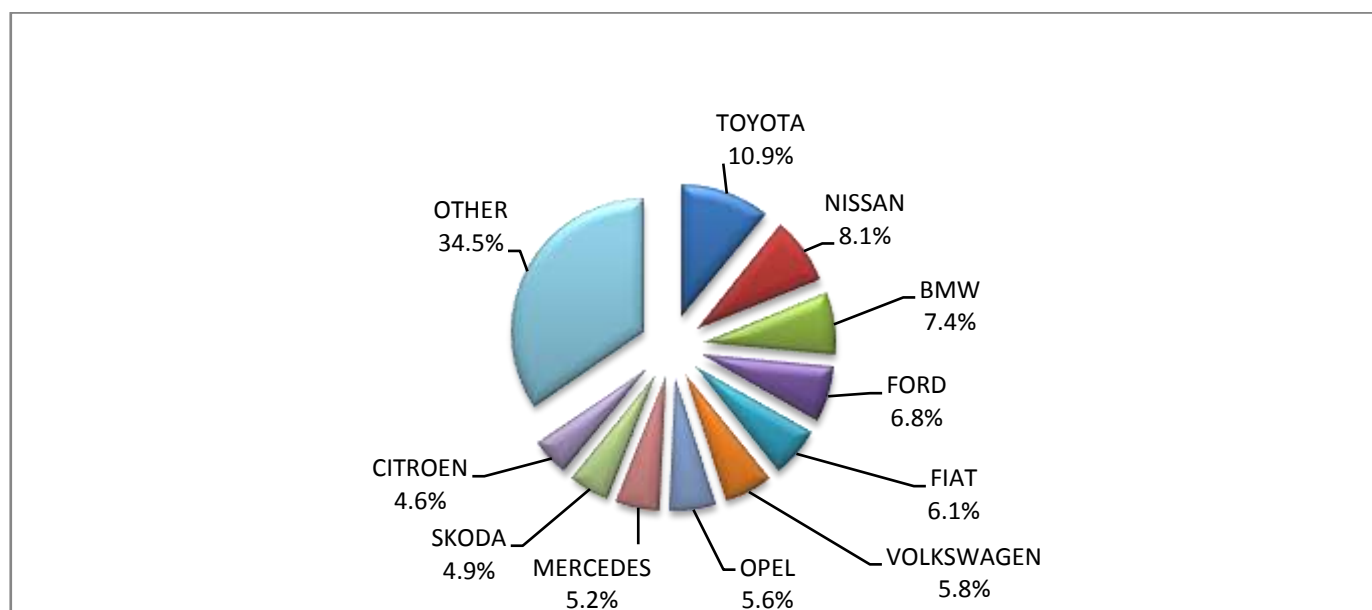
**Table 4**  
**Sales of new and used passenger cars by make: December 2017 and January - December 2017**

Make	Passenger cars			
	December		January - December	
	new	used	new	used
ACURA	-	-	-	1
ALFA ROMEO	65	9	593	209
AUDI	200	11	3,073	359
AUTO TRAIL VR	-	-	-	1
BENTLEY	-	-	3	-
BMW	399	22	3,162	427
CADILLAC	-	-	-	2
CARBODIES	-	-	-	1
CHEVROLET	-	17	2	515
CHONGQING LIFAN	-	-	3	-
CHRYSLER	-	1	-	8
CITROEN	249	72	4,105	1,947
CORVETTE	-	-	-	1
DACIA	81	8	800	154
DAEWOO	-	10	-	69
DAIHATSU	-	24	-	369
DELOREAN (DMC)	-	-	-	1
DETHLEFFS	-	2	-	52
DODGE	-	-	-	1
FERRARI	-	-	-	6
FIAT	330	130	6,401	3,017
FIAT DUCATO Z.MANTOS	-	-	2	-
FORD	364	105	3,903	2,988
GENERAL MOTORS	-	-	-	1
GRECAV SPA	-	1	-	1
HONDA	67	30	636	584
HUMMER	-	-	-	2
HYUNDAI	132	72	4,038	1,440
ISUZU	-	-	-	1
JAGUAR	4	-	37	11
JEEP	84	2	967	35
KIA	78	21	1,256	394
LADA	-	-	-	1
LAMBORGHINI	-	-	-	1
LANCIA	-	9	8	210
LAND ROVER	12	7	121	129
LEXUS	2	-	36	15
LOTUS	-	-	-	2
MASERATI	1	-	4	1
MAZDA	-	6	76	343
MERCEDES	279	83	3,887	1,339
MERCEDES Z.MANTOS	-	-	3	-
MG	-	-	-	1
MIA	-	-	-	1
MINI	193	9	1,572	281
MITSUBISHI	17	22	201	534
NISSAN	439	136	7,189	2,160

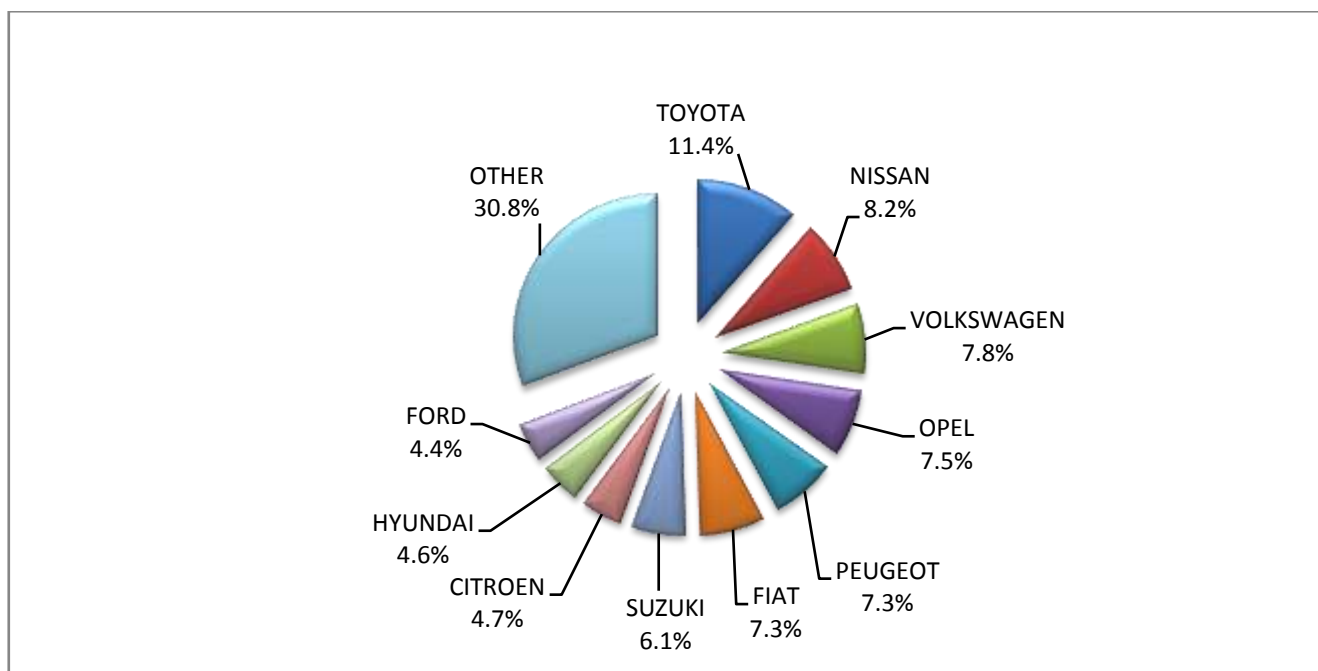
**Table 4 (cont)**  
**Sales of new and used passenger cars by make: December 2017 and January - December 2017**

Make	Passenger cars			
	December		January - December	
	new	used	new	used
OPEL	303	276	6,643	6,177
PEUGEOT	158	66	6,455	1,722
PEUGEOT AUTO RIBEIRO	43	-	49	-
PLYMOUTH	-	-	-	1
PORSCHE	3	4	67	56
PRINCE	-	-	-	1
RANGE ROVER	-	-	9	7
RENAULT	205	88	3,528	1,928
ROLLS ROYCE	-	-	-	1
ROVER	-	-	-	3
SAAB	-	-	-	13
SCODA	3	-	17	18
SEA / MOBILVETT	-	1	-	15
SEAT	80	14	1,875	325
SKODA	266	59	3,068	772
SMART	66	133	614	2,187
SSANGYONG	-	-	51	-
SUBARU	1	2	34	38
SUZUKI	205	69	5,349	1,479
TESLA	-	-	-	1
TESLA MOTORS	-	-	1	-
TOYOTA	586	323	10,025	7,974
VOLKSWAGEN	312	65	6,829	1,772
VOLKSWAGEN - Z.MANTOS	-	-	2	-
VOLVO	160	3	1,306	121
Z. MANTOS	1	-	1	-
<b>TOTAL</b>	<b>5,388</b>	<b>1,912</b>	<b>88,001</b>	<b>42,226</b>

**Graph 8. Sales of new passenger cars by make (December 2017)**



**Graph 9. Sales of new passenger cars by make (January - December 2017)**



**Table 5  
Sales of new and used lorries by make: December 2017 and January - December 2017**

Make	Lorries			
	December		January - December	
	new	used	new	used
BMW	-	-	-	1
CADILLAC	-	-	-	1
CAETANO	-	1	-	1
CHEVROLET	-	-	-	3
CHRYSLER	-	-	-	1
CITROEN	25	30	272	550
DACIA	1	-	3	27
DAEWOO	-	-	-	1
DAF	-	20	6	323
DAF TECMEC A.E.B.E.	-	-	2	-
DAF A. KAOUSSIS SA	2	-	9	-
DAF DYNA TRAILERS S.A.	-	-	1	-
DAF KOSKERIDIS	-	-	1	-
DAF SMYRLIADIS	-	-	1	-
DAF A. & I. ΔΕΡΒΙΣΗ Ο.Ε	1	-	2	-
DAF ΑΝΔΡΕΑΣ ΚΑΡΚΑΓΓΕΛΗΣ	-	-	2	-
DAF ΖΑΜΠΟΥΡΗΣ Α.Ε	-	-	1	-
DAF ΗΦΑΙΣΤΟΣ ΣΤΕΦΑΝΟΣ	-	-	1	-
DAF ΝΤΟΥΝΑΣ ΘΕΟΧΑΡΗΣ	-	-	1	-
DAF ΤΑΞΙΑΡΧΟΥ	-	-	1	-
DAF ΧΑΤΖΗΓΕΩΡΓΙΟΥ Κ ΑΘΑΝΑΣΙΟΣ ΚΑΙ ΣΙΑ ΟΕ	-	-	1	-
DAIHATSU	-	-	-	4
DENNIS EAGLE	-	-	-	1
DODGE	-	-	-	7



**Table 5 (cont)**  
**Sales of new and used lorries by make: December 2017 and January - December 2017**

Make	Lorries			
	December		January - December	
	new	used	new	used
DR MOTOR	-	-	-	1
EVF SPA	-	-	-	1
FAUN	-	-	-	1
FCA US LLC (RAM)	-	-	-	1
FIAT	55	113	754	2,181
FIAT-IVECO	1	1	1	56
FISSORE-FIAT	-	-	-	1
FORD	128	93	1,251	1,856
FORD A. KAOUSSIS SA	-	-	1	-
FORD AVF HELLAS	-	-	-	1
GREAT WALL MOTOR	-	-	-	3
HONDA	-	-	-	1
HYUNDAI	-	3	-	67
ISUZU	12	13	221	231
ISUZU A. KAOUSSIS SA	1	-	10	-
IVECO	-	10	18	186
IVECO A. KAOUSSIS SA	25	-	34	-
IVECO CENTIGON	-	-	21	-
IVECO CONTRUCK MECHANICA	-	-	4	-
IVECO DYNA TRAILERS S.A.	-	-	3	-
IVECO KOSKERIDIS	-	-	4	-
IVECO MAGIRUS	-	-	-	16
IVECO MONZA J. ESTEBAN, S.L.	-	-	1	-
IVECO SMYRLIADIS	1	-	5	-
IVECO A. & I. ΔΕΡΒΙΣΗ Ο.Ε	-	-	3	-
IVECO Β.ΚΑΡΑΒΙΑΣ & Ε.ΞΕΝΙΟΣ - ΚΑΞΕΚΩ Ο.Ε	-	-	1	-
IVECO ΗΦΑΙΣΤΟΣ ΣΤΕΦΑΝΟΣ	-	-	2	-
IVECO ΝΤΟΥΝΑΣ ΘΕΟΧΑΡΗΣ	-	-	5	-
KASSBOHRER	-	-	1	-
KIA	-	-	-	14
KIEFER	-	-	-	1
LAND ROVER	-	1	-	7
MAHINDRA	-	-	-	1
MAN	2	23	19	518
MAN A. KAOUSSIS SA	-	-	12	1
MAN DYNA TRAILERS S.A.	-	-	7	-
MAN TECMEC	-	-	5	-
MAN ΕΥΓΕΝΕΙΑΔΟΥ ΜΑΡΙΑ & ΣΙΑ Ο.Ε.	-	-	1	-
MAN ΖΑΚΟΣ GROUP Α.Β.Ε.Ε.	-	-	1	-
MAN ΗΦΑΙΣΤΟΣ ΣΤΕΦΑΝΟΣ	-	-	2	-
MAN ΤΑΞΙΑΡΧΟΥ	-	-	6	-
MAZDA	1	20	5	320

**Table 5 (cont)**  
**Sales of new and used lorries by make: December 2017 and January - December 2017**

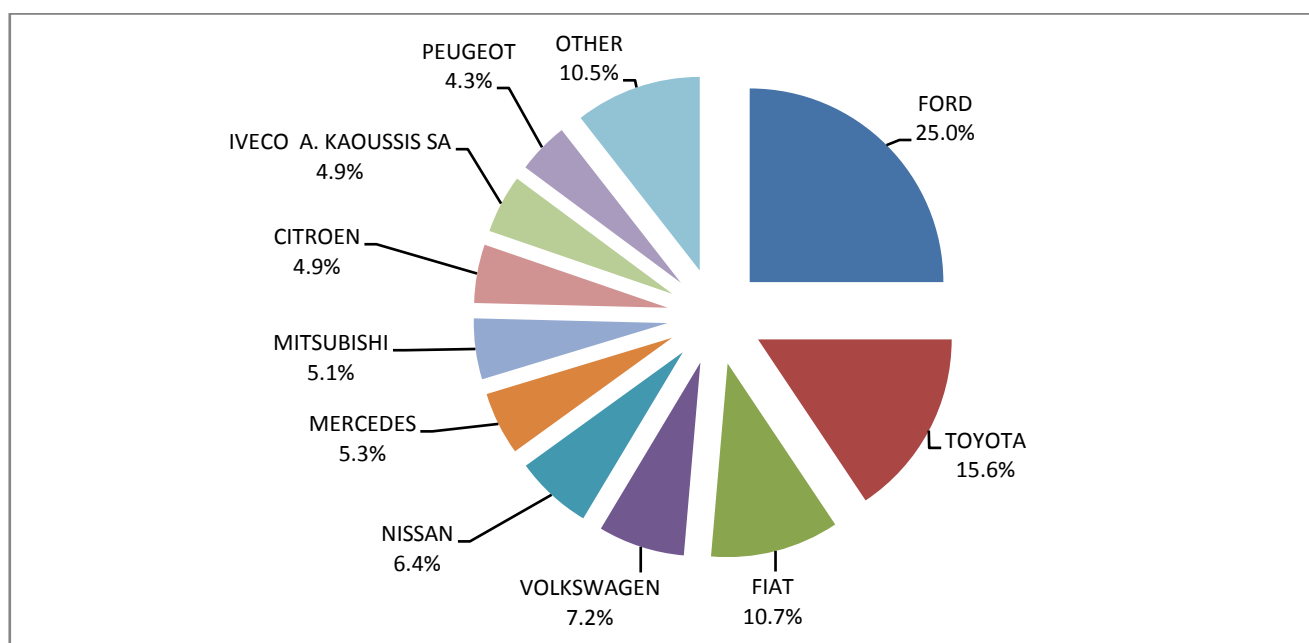
Make	Lorries			
	December		January - December	
	new	used	new	used
MERCEDES	27	199	286	3,473
MERCEDES TRUCK NET	-	-	1	-
MERCEDES A. KAOUSSIS SA	-	-	64	-
MERCEDES ΑΦΟΙ ΠΡΟΔΡΟΜΟΣ ΛΥΣΑΡΙΔΗΣ & ΛΑΖΑΡΟΣ ΟΕ	-	-	1	-
MERCEDES CONTRUCK MECHANICA	-	-	2	-
MERCEDES DYNA TRAILERS S.A.	1	-	33	-
MERCEDES F.X. MEILLER	-	-	1	1
MERCEDES KOSKERIDIS	-	-	7	-
MERCEDES NIKAS S.A.	1	-	2	-
MERCEDES SMYRLIADIS	-	-	8	-
MERCEDES A. & I. ΔΕΡΒΙΣΗ Ο.Ε	-	-	2	-
MERCEDES ΗΦΑΙΣΤΟΣ ΣΤΕΦΑΝΟΣ	-	-	1	-
MERCEDES ΘΕΟΧΑΡΗΣ ΝΤΟΥΝΑΣ	-	-	19	1
MERCEDES Σ.ΜΑΡΚΕΤΟΣ - Κ.ΤΑΛΛΑΡΟΣ ΕΠΕ	-	-	2	-
MERCEDES ΤΑΞΙΑΡΧΟΥ	-	-	10	-
MIA	-	-	-	1
MINI	-	1	-	1
MITSUBISHI	26	48	246	727
MITSUBISHI A. KAOUSSIS SA	-	-	9	-
MITSUBISHI ΤΑΞΙΑΡΧΟΥ	-	-	1	-
MULTICAR	-	-	-	1
NISSAN	33	68	488	1,372
NISSAN SMYRLIADIS	-	-	8	1
NISSAN ΕΥΣΤΑΘΙΟΣ ΖΥΓΟΥΡΗΣ & ΣΙΑ ΕΒΕ	-	-	1	-
OAF	-	-	-	2
OPEL	12	55	170	954
PEUGEOT	22	33	1,078	475
PEUGEOT Z. ΜΑΝΤΟΣ	-	-	1	-
PFAU	-	-	-	1
PIAGGIO	2	2	20	45
PIAGGIO TECMEC	-	-	1	-
PIAGGIO & C SPA A. KAOUSSIS SA	-	-	8	1
PORSCHE	-	-	-	1
RELIANT	-	-	-	2
RENAULT	16	48	123	1,030
ROVER	-	-	-	1
SAAB SCANIA	-	-	-	2
SCANIA	-	31	16	392
SCANIA A. KAOUSSIS SA	-	-	6	-
SCANIA A. & I. ΔΕΡΒΙΣΗ Ο.Ε	-	-	1	-
SCANIA ΕΥΣΤΑΘΙΟΣ ΖΥΓΟΥΡΗΣ & ΣΙΑ ΕΒΕ	-	-	1	-
SCANIA ΘΕΟΧΑΡΗΣ ΝΤΟΥΝΑΣ	-	-	1	-

**Table 5 (cont)**

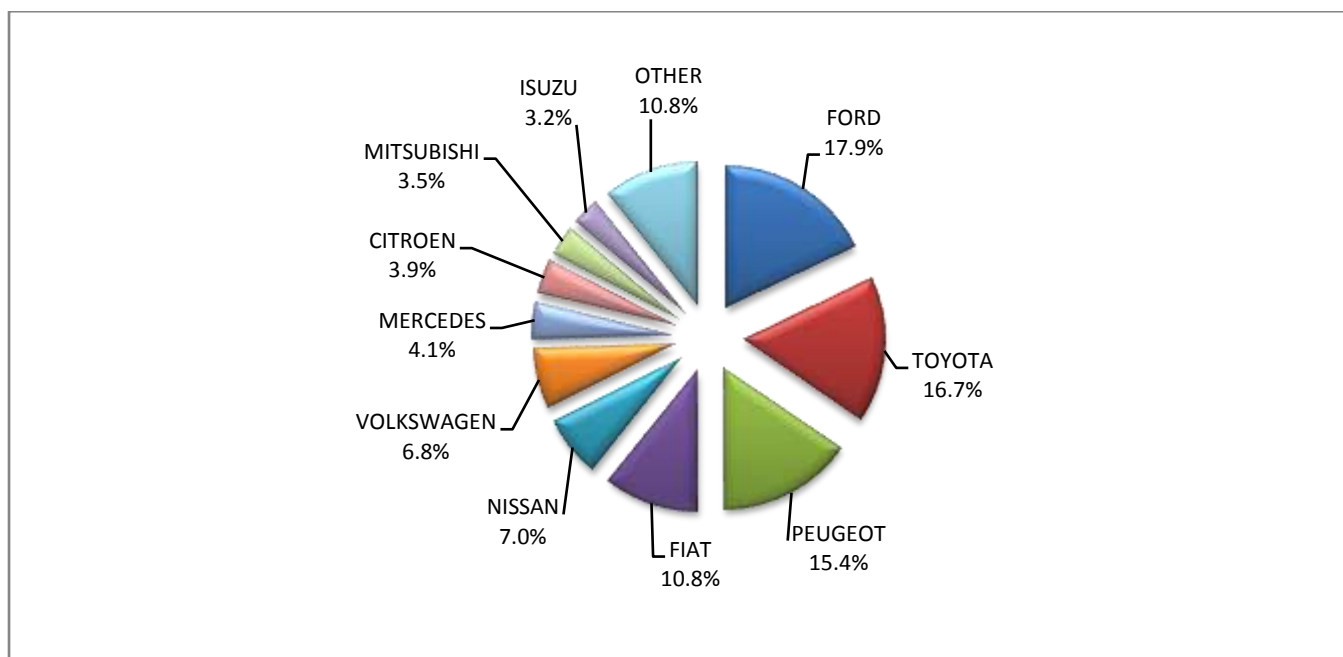
**Sales of new and used lorries by make: December 2017 and January - December 2017**

Make	Lorries			
	December		January - December	
	new	used	new	used
SCHMITZ CARGOBULL	-	-	2	-
SCODA	-	2	-	4
SEAT	-	1	1	25
SKODA	-	-	-	66
SMYRLIADIS	-	-	3	1
SSANGYONG	-	1	7	4
STEYER	-	-	-	1
SUZUKI	-	1	-	6
TATA	-	-	-	3
TEMPO	-	-	-	1
TOYOTA	80	46	1,165	705
TOYOTA SGOURIS	-	-	-	2
VAUXHALL	-	-	-	1
VOLKSWAGEN	37	57	476	950
VOLKSWAGEN ΕΥΣΤΑΘΙΟΣ ΖΥΓΟΥΡΗΣ & ΣΙΑ ΕΒΕ	-	-	-	1
VOLKSWAGEN ΘΕΟΧΑΡΗΣ ΝΤΟΥΝΑΣ	-	-	1	-
VOLVO	-	42	12	758
VOLVO A. KAOUSSIS SA	-	-	1	-
VOLVO ΕΥΣΤΑΘΙΟΣ ΖΥΓΟΥΡΗΣ & ΣΙΑ ΕΒΕ	-	-	2	-
VOLVO ΤΑΞΙΑΡΧΟΥ	-	-	3	-
VOLVO/ROMEX	-	-	1	-
<b>TOTAL</b>	<b>512</b>	<b>963</b>	<b>6,994</b>	<b>17,397</b>

**Graph 10. Sales of new lorries by make (December 2017)**



**Graph 11. Sales of new lorries by make (January - December 2017)**



**Table 6  
Sales of new and used buses by make: December 2017 and January - December 2017**

Make	Buses			
	December		January - December	
	new	used	new	used
ALI DUMAN OTOMOTIV DIZAYN	-	-	1	-
AYATS	-	-	-	1
BOVA	-	7	-	48
CITROEN	-	-	-	2
DAF	-	-	-	1
EVOBUS	-	2	-	14
FIAT	-	-	-	3
FIAT IVECO	-	-	-	1
FORD	2	-	20	17
FORD ΣΦΑΚΙΑΝΑΚΗΣ	-	-	1	-
GULERYUZ	-	-	1	-
IRISBUS	-	1	-	12
IRIZAR	-	-	3	-
ISUZU	-	-	7	5
ITALBUS	-	-	1	-
IVECO	-	-	4	12
IVECO Z. MANTOS A.E.B.E.	-	-	4	-
IVECO FIAT, FIAT, IVECO, IRISBUS	-	-	-	1
IVECOBUS, KAROSA, IRISBUS, IVECO, HEULIEZ BUS, IKARUS	-	-	2	-
MAN	-	2	1	58
MAN/NEOPLAN	-	-	6	-
MERCEDES	-	29	10	496
MERCEDES CENTO BUS	-	-	9	-

**Table 6 (cont)**  
**Sales of new and used buses by make: December 2017 and January - December 2017**

Make	Buses			
	December		January - December	
	new	used	new	used
MERCEDES ERDUMAN	-	-	20	-
MERCEDES ERMISBUS	1	-	10	-
MERCEDES GIANNOPOYLOS S.A	-	-	3	-
MERCEDES NIKAS	-	-	21	-
MERCEDES PAPADAKIS	1	-	24	1
NEOPLAN	-	1	1	25
OPEL	-	-	3	2
OTOKAR	-	-	3	2
RENAULT	-	1	-	12
SCANIA	-	2	-	32
SCANIA HIGER	-	-	3	-
SETRA	1	2	11	60
SOLARIS	-	1	-	2
TEMSA	-	4	7	42
VAN HOOL	-	-	-	4
VDL	-	-	-	1
VOLKSWAGEN	-	1	-	21
VOLVO	-	-	-	18
XIAMEN KING LONG	-	-	-	5
YUTONG	-	-	-	1
<b>TOTAL</b>	<b>5</b>	<b>53</b>	<b>176</b>	<b>899</b>

**Graph 12. Sales of new buses by make (January -December 2017)**

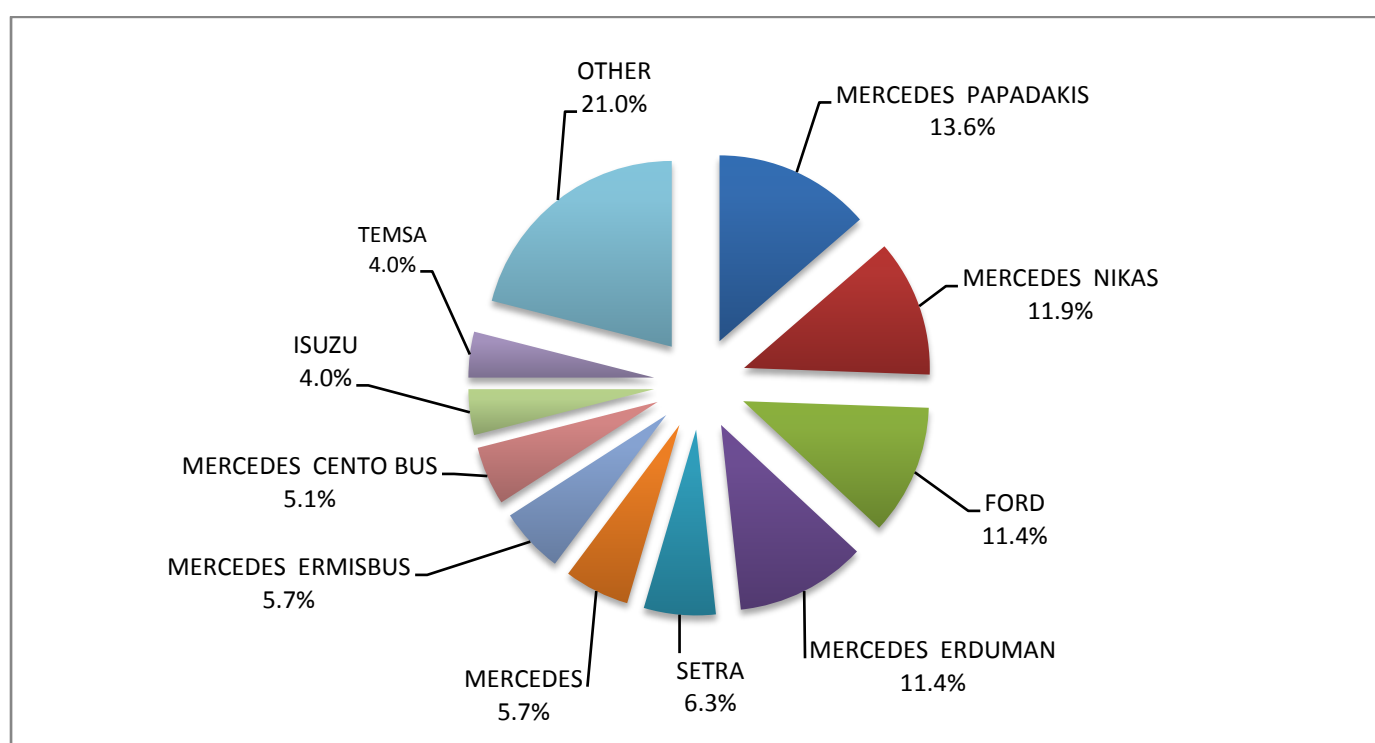


Table 7

## Sales of new and used motorcycles by make or manufacturer: December and January - December 2017

Make	Motorcycles			
	December		January - December	
	new	used	new	used
ACCESS, GOES	-	-	14	-
ADAMS, MIRAGE, DEMOTO, MKS, MC4YOU	3	-	5	-
ADIVA	-	-	-	3
AEON MOTOR	-	-	53	2
AIE	1	-	1	-
AJP	2	-	2	-
AJS	-	-	1	1
APRILIA	2	1	82	114
APRILIA, PIAGGIO, GILERA, DERBI, SCARABEO	2	-	27	11
ARCTIC CAT, MASSEY FERGUSON	-	-	1	1
BAJAJ	-	-	9	-
BAOTIAN, SUPERKING, WALTON, HONDA	12	-	17	-
BASHAN, APACHI, ISILDAR APACHI, ISILDAR, APACHE , ADVENTUREMOTORS, PANTHERQUADS	1	-	30	-
BENELLI	4	-	98	1
BENZHO	-	-	-	2
BETA	-	1	29	3
BMW	32	-	591	73
BOMBARDIER RECREATIONAL PRODUCTS ING (BRP)	-	-	20	5
BRIXTON	3	-	93	1
BUELL	-	-	1	-
BUGGY	-	-	-	1
BUYANG	-	-	1	-
CANBO	-	-	1	-
CFMOTO	-	-	213	2
CHEETA	-	-	1	-
CHINA JIALING	1	-	3	-
CHONGQING LIFAN	1	-	3	1
DAELIM	16	-	131	8
DAYANG, DAYTONA	1	-	320	3
DAYANG, DAYTONA MOTORS, NIPPONIA, SALCANO, TRUVA	92	-	1,314	5
DAYTONA	21	-	235	1
DERBI	1	-	7	2
DUCATI	17	1	170	17
EAGLE MOTORSPORTS, EGLMOTOR, PUMAREX	-	-	1	3
EKING, NOSMOKE, JHC, JHCNEWENERGYAUTO, NOUN Electric, VROMOS	-	-	1	-
ENFIELD	-	-	-	1
EURO MOTORS, SQMOTOR, HIGHLAND	4	-	5	-
EUROMOTORS	12	-	17	-
EVA, EMBUGGY, VINTAGE, EVANGEL	-	-	27	1
GAS GAS	-	-	2	1
GENERIC MOTOR	-	-	-	1
GOUPIL	-	-	4	2
GUOBEN	-	-	-	1
HAOJIAN, ZONTES, TAYO, Sharpon, IFINO, KIDEN, ZHONGYU, CUBTOM, DIYUN, NAMIN, TIM DERVI, VUKA, THUMP, RIPPER	-	-	17	-

Table 7 (cont.)

## Sales of new and used motorcycles by make or manufacturer: December and January - December 2017

Make	Motorcycles			
	December		January - December	
	new	used	new	used
HAOJIANG, SENKE, ZONTES, TAYO, YINGZHI, KIDEN, TANNY, ZHONGYU, RIPPER, FNX, RAFINZ, MONDIAL, FERRO, GB MOTORS	5	-	42	-
HAOJIN	2	-	3	-
HARLEY DAVIDSON	4	1	96	37
HARTFORD	14	-	88	1
HER CHEE, ADLY MOTO, MOTO ROMA, RKS	-	-	39	1
HM	-	-	1	2
HONDA	88	13	3,233	529
HONLEI	-	-	1	-
HSUN	-	-	-	1
HSUN, HISUN, APACHI, ICHIBAN, INCA, FAST POWER, Q-MOTO, EMU, FORSAGE, NISSAMARAN, LAPO MOTORS, STELS, Mx, POLAR	-	-	14	-
HUSABERG	-	-	-	2
HUSQVARNA	1	-	12	4
HYOSUNG & S&T KANUNI	-	-	3	1
HYOSUNG, GOES	1	-	2	2
INDIAN MOTORCYCLE	-	-	14	1
ITALCAR	-	-	-	2
JIAJI, HUATIAN, FEILING, LINTEX, GOMAX, SOMOTO, TECHMOOVE, TAURIS	2	-	4	-
JIAJUE, JINDING, LANYING, DHS, MIROMOTO, ALPHAMOTO, SPRINT, QLINK, MAXON, RICH MOTORS, EUROCKA(CKA), PEDA	-	-	11	-
JIAJUE, JINDING, LANYING, DHS, MIROMOTO, ALPHAMOTO, SPRINT, QLINK, MAXON, RICH MOTORS, EUROCKA(CKA), PEDA	-	-	16	-
JIALING, MOTORAN, TRAXX, SPADA, SKYWING, SPD, ASUS, RACING	3	-	82	2
JIANGMEN	-	-	-	1
JIANSHE	896	1	962	1
JIANSHE, GEMINI	3	-	25	-
JIAYUAN	-	-	4	-
JINLANG, ZIPP, HORS, IVA, Ariic, figuress motorcycles fat boy, btc, agm, lintex, razory, romet, motors	-	-	63	1
JINLANG, ZUNDAPP, XHODNA, APGmoto, COLIBRI, RAZORY, VIARELLI, SUMCO, FLEX TECH, IVA, TNT moto	2	-	9	-
JINLING	-	-	1	-
JINLUN, ADAMS, XINLUN	4	-	5	-
JINLUN, ARKUS & ROMET GROUP, ADAMS	7	-	17	-
JINLUN, EURO POWER, XINLUN, ADAMO	4	-	4	-
JINLUN, XINLUN, ADMOTO, ROMET	4	-	4	-
JLAJI, HUATIAN, FEILING, TUTU, EPM, Mondid, KINGWAY, ROMET MOTORS	13	-	26	1
JMQQ, QINGQI, PIONEER, SNOWOLF, POLESTAR, CLEVELAND CYCLEWERKS, SINNIS, SOMOTO, SKYTEAM	-	-	1	-
JMSTAR, SHENKE, HUIBANG, JONWAY, MOTORAN, MINELLI, LAPO MOTORS	1	-	7	-
JONWAY, JMSTAR, SHENKE, HUIBANG	5	-	10	-
KANUNI	12	-	14	-
KAWASAKI	11	1	249	43

Table 7 (cont.)

## Sales of new and used motorcycles by make or manufacturer: December and January - December 2017

Make	Motorcycles			
	December		January - December	
	new	used	new	used
KEEWAY, QJ ,QJIANG	1	-	10	-
KENBO	1	-	5	-
KL	3	-	30	1
KTM	10	-	317	15
KWANG YANG	-	-	-	11
KYMCO	32	19	1,826	345
LEONART	-	-	-	1
LEONE	-	-	1	-
LIFAN	4	-	14	-
LIFAN, HONLEI, SKYGO, BISAN-LIFAN, SUMCO, TRUVA, SALCANO, YUKIMOTOR, RAMZY, BRANSON, XPLOER. NEMO, LEVO	22	-	112	2
LIFAN, SKYGO, HONLEI, BISAN-LIFAN, TRUVA, SALCANO, YUKI, RAMZEY, BRANSON, SUMCO, NEMO, XPLOER, LEVO, ACONDA	1	-	76	1
LIFAN, TRUVA, YUKI, SALCANO, SUMCO, RAMZEY, BRANSON, XPLOER, NEMO, LEVO	3	-	36	-
LINHAI	21	-	45	-
LINHAI, KUBA, ONLINE, LHY	-	-	113	1
LML	45	-	77	2
LONCIN, KINLON, LONGTING, KUBA, YUKI, MONDIAL, STMAX, KANUNI, MOTORAN, ASYA, QUSWA, PUMAREX, RALLY USA, MOD, CCM	5	-	88	1
LONGJIA, ITALJET, ORCAL, BEELINE, ROMET MOTORS, GEMINI, Lexmoto, Jahanro, VGA, Daytona MOTORS	1	-	9	-
MALAGUTI	1	-	1	7
MBK	-	-	-	34
MDL	1	-	1	-
MEGELLI	-	-	1	-
MELEX	-	-	1	-
MG MOTO	2	-	402	2
MGK HM	77	1	762	5
MICROCAR	-	-	1	-
MINSK, ZONGSHEN, IRIBIS, MONDIAL, LEXMOTO, JUNAK, HONLEY, OVERBIKES	-	-	2	-
MODENAS	13	-	63	1
MONDIAL	-	-	1	-
MOTO GUZZI	1	-	27	-
MOTO S.P.A	-	-	6	-
MOTO-ROMA	-	-	2	-
MV AGUSTA	-	-	7	2
MZ MOTORRAD	-	-	1	1
NACIONAL MOTOR	-	-	-	1
NEW ERA	-	-	-	1
NIPPONIA	2	-	5	-
ODES, LIANGZI, BRANSON	1	-	19	-
ORCAL	-	-	2	-
PEUGEOT	26	-	308	17
PGO	109	-	115	-
PIAGGIO	170	19	4,879	415



Table 7 (cont.)

## Sales of new and used motorcycles by make or manufacturer: December and January - December 2017

Make	Motorcycles			
	December		January - December	
	new	used	new	used
PIONEER, LEXMOTO, PULSE, BULLIT, OMAKS, JHC, ASYA, MONDIAL, KUBA, ACE	1	-	8	-
POLARIS	-	-	48	3
QINGQI, CLEVELAND CYCLEWERKS ACE, CLEVELAND ACE, CLEVELAND CYCLEWERKS ACE DELUXE	3	-	7	-
QINGQI, KADIRGA	-	-	3	-
QINGQI, PIONEER, i-moto, SUPERBYKE, KENROD, QLINK, YUKI, SACHS-Bikes, DAYTONA	-	-	33	1
QJ, QJIANG, KEEWAY, LEONE, KUBA, RKS, EMPIRE KEEWAY, BENELLI, TELL, KREIDLER, KSR MOTO, GENERIC, EXPLORER, RIDE	22	-	185	-
QJ, QJIANG, KEEWAY, LEONE, KUBA, RKS, GENERIC, EXPLORER, RIDE, VENGO, TELL	12	-	223	1
QJIANG	2	-	9	-
QUADRO	-	-	7	-
RENAULT	-	-	-	2
RIYA, HONLING, YAMAKOYO, TIANYING, GOES, SANYOU, BM, FUN BIKE, WOTTA	-	-	19	-
ROMET MOTORS, ADAMOTO	-	-	1	-
ROYAL ENFIELD	-	-	1	-
SACHS	-	-	-	2
SANYANG	-	-	-	1
SANYE FUXIN, MONDIAL, ISILDAR APACHI, APACHI, ISILDAR, LINTEX	-	-	4	-
SANYOU, TARO, CHUANGTAI, GOES, JUNAK, WOTTAN, BARTON MOTORS, MAGPOWER, CAPIRELLI, OVERBIKES, PEDDA	-	-	9	-
SHANYANG, ATLAS PANTHER, YAMAZUKI MOTO, MOTORKING, Hirlee, XB	1	-	20	1
SHENKE, HUIBANG, JONWAY, MINELLI	19	-	20	-
SHINERAY	64	-	112	1
SHINERAY, MONDIAL, DAYTONA MOTORS, WK, ROMET MOTORS, MASH, M1NSK, WK BIKES, KUDAKI, QUADZILLA, WHITE KNU	5	-	10	-
SKYJET	1	-	4	-
SKYTEAM, SACIN, METALCO, SOKUDO, BAZUKA, MINICO, MOTOS BORDOY, SUMCO, ROXON, CSR, MONKEY BIKES, FAZTEK	34	-	118	-
SONIK, HAOLON, FORTUNE, JONDAI, TAURIS	6	-	8	-
STANDARD	8	-	11	2
SUKIDA, RARIRO, KAIER, HAOJIAN	-	-	1	-
SUZUKI	30	2	321	167
SWM	-	-	2	-
SYM	162	1	5,965	135
TANGJUNOULING, SEEES, SIMPLICITYS SRL, MMSS.A., NOUNEelectric, VROMOS KIWI, Imporvia, Lda, BOX-E, ELECTA	-	-	1	-
TAOTAO, VOM, LUUKO, TOROS, ZIPP	16	-	19	-
TAYO, HAOJIANG, ZHONGYU, THUMP, THUMPSTAR, KIDEN, ZONTES, Junak, SENKE, TANNY, TYAN, ROMET	4	-	6	-
TGB	14	-	29	2
TIANMA, FASPIDER, GARELLI	-	-	1	1

Table 7 (cont.)

## Sales of new and used motorcycles by make or manufacturer: December and January - December 2017

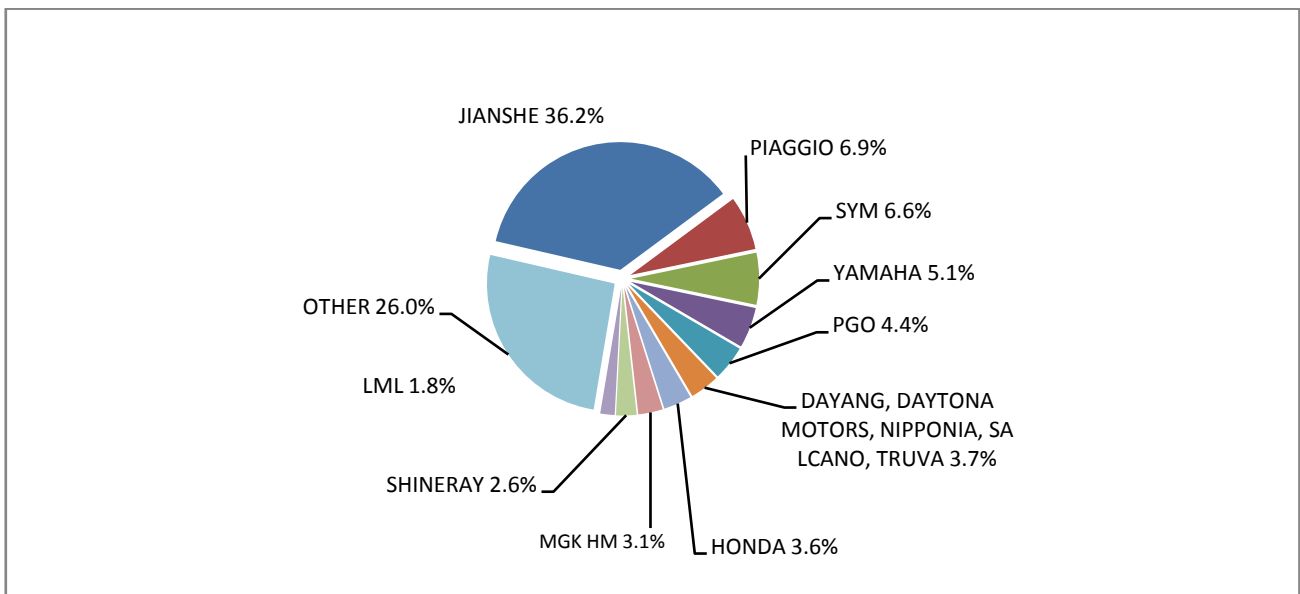
Make	Motorcycles			
	December		January - December	
	new	used	new	used
TIANYING, RIYA, QISHENG, YAMAKOYO, HONGLING, ZIPP, TOROS, ROMET, ROMET MOTORS, ROUTER, VENTO, ASYA, BENYCO, BARA	2	-	41	-
TM RACING	-	-	2	1
TORROT	-	-	1	-
TRIUMPH	3	-	137	12
TRUVA	-	-	1	-
TURBHO	2	-	3	-
UNILLI MOTOR	-	-	-	1
VICTORY MOTORCYCLES DIVISION, POLARIS INDUSTRIES INC	-	-	1	-
WANGYE, SANBEN, UM, KENOS, SUPERBYKE, MDC, MISTRAL, STREET ELEGANCE, 4WMOTO, RIVERO, VIKERS, ZIPP, SANLI, GOWINN	1	-	22	-
WANGYE, SANBEN, UM, MONDIAL, KENOS, SUPERBYKE, IRBIS, MDC, MISTRAL, STREET ELEGANCE	12	-	140	-
WANGYE, SANBEN, UM, MONDIAL, KENOS, SUPERBYKE, RIALLI, MDC, Street Elegance, 4WMOTO, MISTRAL, RIVERO, VIKERS	2	-	13	-
WANGYE,SANBEN,UM,KENOS,SUPERBYKE,MDC,MISTRAL, STREET ELEGANCE,4WMOTO,RIVERO,VIKERS,ZIPP,SANLI,GOWINN	-	-	12	-
WK FAHRZEUGBAU	-	-	-	1
XGJAO	-	-	10	1
XGJAO, YUAN , SKYJET, KAISAR	2	-	43	-
XGJAO,KAISAR,SKYJET,SOKON,YUKI,AJS,VEEROAD,DAYTONA MOTORS,YUAN,KRAL,PULSE,CELIK,LEXMOTO,SOKON	-	-	2	-
XINGYUE, GS MOON, AXY, SUMCO	-	-	1	-
XINLING, HEROWAY, LEDOW	-	-	2	-
XINTIAN	-	-	-	1
XINYANG	2	-	6	-
YADEA, ZTECH, MONDIAL, E-MON	-	-	1	-
YAMAHA	127	29	2,981	706
YIBEN, MEIDUO, VONROAD, WUBEN, NIM	-	-	3	-
YINGANG, BENYI, ROMET MOTORS, YUKI, ROUTER, MOTORAN, DAYTONA MOTORS, M1NSK, KUBA, MONDIAL	2	-	5	-
YINXIANG	2	-	13	-
YINXIANG, KENBO, VENOM,CHEETA,ZIPP, NEMO, FEKON, ANATOLIA, CANBO	25	-	54	2
YJ	-	-	2	-
ZHEJIAN	-	-	-	1
ZHEJIANG	-	-	2	-
ZHONGNENG, ASYA, DADO, ZNEN, BARON	-	1	1	1
ZHONGNENG, ZNEN, AGM, AJS, YUKI, COLIBRI, EUROCKA, BTC, NOVA MOTORS, LEXMOTO, Actionbikes Motors	-	-	62	-
ZHONGNENG, ZNEN, DADO, DIRECT BIKES, GOWINN, VIVACOX, NECO, AGM, LEE, ASYA	3	-	16	-
ZHONGNENG, ZNEN, DIRECT BIKES, SUNSTO, LEARNERLEGAL, SCOOTTE	2	-	9	-
ZONGSHEN	1	-	7	-

**Table 7 (cont.)**

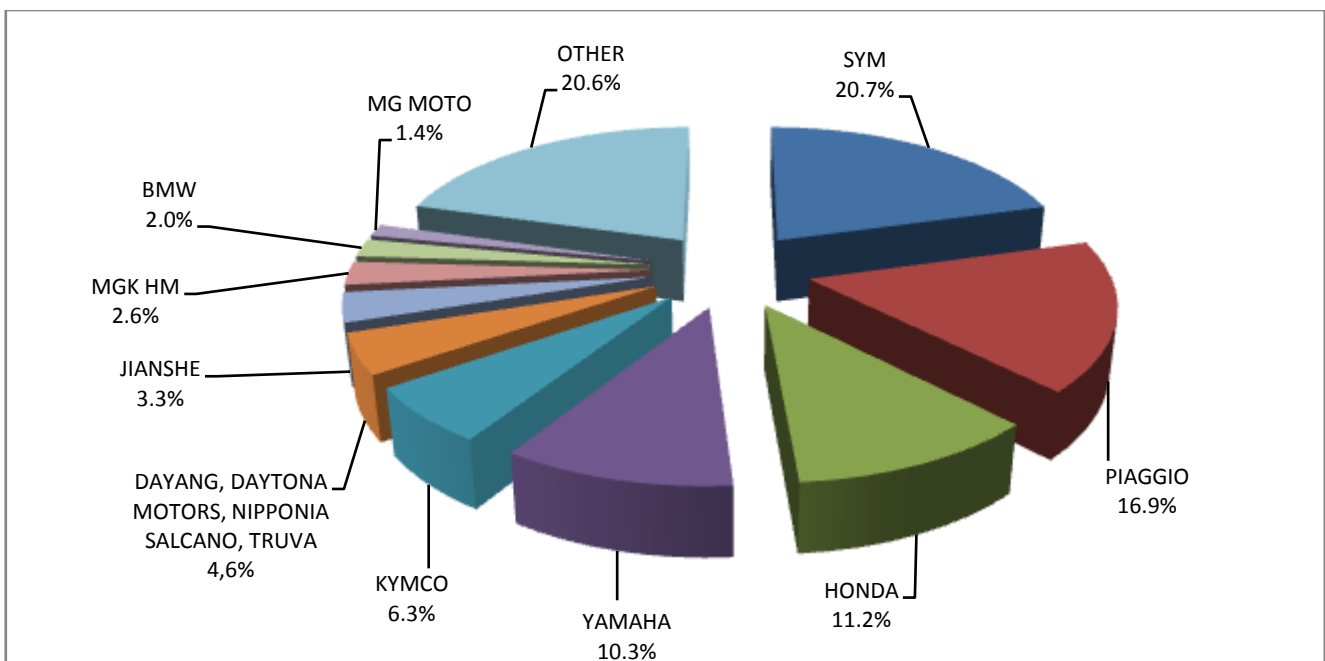
**Sales of new and used motorcycles by make or manufacturer: December and January - December 2017**

Make	Motorcycles			
	December		January - December	
	new	used	new	used
ZONGSHEN, ZIP STAR, PIAGGIO, HONLEY, LEXMOTO, MONDIAL, PULSE, OVERBIKES, XR HORIZONT, KTNS, DERRACE	-	-	31	-
ZONGSHEN, ZIP STAR, ZEALSUN, KENTOYA, MOTOROMA, PRONAR, KEEWAY, MOTOVELO, ASYA, RYMCO, KENTO	16	-	34	-
ZXMCO, ZHONGXING, BEWHEEL, TURBHO, RAZZO, MOTORAN, RABBIT MOTORS	2	-	15	1
<b>TOTAL</b>	<b>2,472</b>	<b>91</b>	<b>28,852</b>	<b>2,812</b>

**Graph 13. Sales of new motorcycles (December 2017)**



**Graph 14. Sales of new motorcycles (January - December 2017)**



## EXPLANATORY NOTES

<b>Survey on the issuing of new road motor vehicle circulation licenses</b>	The survey on the issuing of new motor vehicle circulation licenses is a census survey. The released data give information, at country level, on the brand and type of the motor vehicle, as well as whether it is new or used. The survey does not include vehicles that move on rails, trolley busses, agricultural tractors and machinery. In addition, the following are excluded: all motor vehicles of the Armed Forces, Police, Fire Brigade, State Services, Diplomatic Corps, Foreign Missions, and Invalids of Wars, as well as motorcycles with a cylinder capacity less than 50 cc.
<b>Legal basis</b>	Law 3832/2010
<b>Reference Period</b>	December 2017
<b>Coverage</b>	The production of monthly data is based on the registers held by the Ministry of Infrastructure, Transport and Networks, which records all the monthly changes observed in the vehicle registration licenses at country level.
<b>Definitions</b>	<p><b>Road motor vehicle</b> is any vehicle that, irrespective of the number of wheels, is moved by an engine and is designed to transport persons or cargo or both of them, either they are on the same single vehicle or on a trailer carried by the main motor vehicle.</p> <p><b>New</b> road motor vehicle is any motor vehicle that is registered for the first time in Greece during the reference month and has not been put into circulation in any other country.</p> <p><b>Used</b> motor vehicle is any motor vehicle that is registered for the first time in Greece and has been imported as a used one from abroad</p> <p><b>Passenger motor vehicle:</b> it is a motor vehicle designed to carry mostly people, having no more than 9 seats, including the driver's seat.</p> <p><b>Bus:</b> it is a motor vehicle, which is designed to carry mostly people, having more than 10 seats, including the driver's seat. (In the corresponding tables of this Press Release, this category also includes articulated buses.)</p> <p><b>Lorry:</b> it is motor vehicle designed to carry mostly cargo. (In the corresponding tables of this Press Release, this category also includes tractors, tow trucks, articulated tractors, and trucks with trailers).</p> <p><b>Motorcycle:</b> any two-wheeled motor vehicle, with or without sidecar, with maximum authorized design speed over 45 km/h, or in case it is powered by a combustion engine, with a cylinder capacity of 50 cc or over (In the corresponding tables of this Press Release, this category also includes the three-wheeled motor vehicles – motor tricycles).</p> <p><b>Tricycle motor vehicle:</b> it is a motor vehicle with three symmetrical wheels with maximum authorized design speed over 45 km/h, or in case it is powered by a combustion engine, with a cylinder capacity over the 50 cc. This category also includes four-wheel vehicles, except the light four-wheel motorcycles, whose empty vehicle tare (excluding the weight of the fuel or mixture of fuel-oil or the weight of the batteries for electric cars) is up to 400 kg in the case the vehicle is designed for passenger use or up to 550 kg in case the vehicle is designed to carry cargo and whose engine is up to 15KW.</p>
<b>Methodology</b>	Exhaustive Survey. The primary data derive from the Ministry of Infrastructure, Transport and Networks and are based on the issuing of new circulation licenses as they are registered by the Regional Offices for Transport and Communications.
<b>References</b>	More information (graphs, tables) concerning the survey on the issuing of new motor vehicle circulation licenses are available on the webpage of ELSTAT, <a href="http://www.statistics.gr">www.statistics.gr</a> , under the link <a href="http://www.statistics.gr/en/statistics/-/publication/SME24/">http://www.statistics.gr/en/statistics/-/publication/SME24/</a>