



PRESS RELEASE

EVOLUTION OF TURNOVER OF ENTERPRISES UNDER SUSPENSION OF OPERATION DUE TO THE PANDEMIC OF THE CORONA VIRUS DISEASE 2019 (COVID-19)

MARCH AND 1st QUARTER 2021

The Hellenic Statistical Authority (ELSTAT) announces data on the evolution of turnover of the enterprises that were under suspension of operation in March 2020, on the basis of state order, due to the pandemic of the corona virus disease 2019 (COVID-19) (corresponding link, available only in Greek, [KAD of closed enterprises](#)).

Moreover, additional discrete data are announced for the enterprises that were under suspension of operation in November 2020, on the basis of state order, for the limitation of the dispersion of the corona virus (COVID-19) (corresponding links, available only in Greek, [Government Gazette B'/4899/06.11.2020](#) and [List of KAD under suspension of operation](#)).

The current publication is a sequel of the relevant Press Releases published by ELSTAT ([PR link](#)), incorporating the most recent data on turnover from Administrative Sources for **March and 1st quarter 2021**. Similar publications have been scheduled and are issued on a monthly basis, during the whole period in which the recording of the impact of COVID-19 on the performance of Greek enterprises that were under suspension of operation in the framework of the confinement measures remains relevant and warranted.

In addition, tables and graphs presenting aggregated turnover data for all enterprises and sectors of the economy throughout the period under review have been incorporated, as a comparative basis for the assessment of the effects of COVID-19 pandemic, in terms of turnover rates of change, in total and by sector.

The purpose served by these publications is to both monitor and present the evolution of the basic economic concept of interest (turnover from Administrative Sources) for the enterprises under suspension of operation, in distinct periods ranging from the beginning of the year 2020, as well as in the year 2021 during the periods of the implementation of the confinement measures and during the periods of the gradual lifting of these measures, as well as in comparison with the corresponding months of each previous year.

The published data can on the one hand highlight, which enterprises suffer more in terms of turnover decrease during the implementation periods of the confinement measures and on the other hand the relative speed at which enterprises recovered upon the gradual lifting of these measures.

Moreover, on the basis of the published data, it can be concluded from the supply side, which enterprises responded – adapted faster to the lifting of the confinement measures and to the operation under the newly imposed conditions due to the pandemic. In parallel, from the demand side, useful conclusions can be drawn indirectly as regards the enterprises that were chosen in priority and more massively by the consumers (natural persons and enterprises) during the periods of the lifting of the confinement measures, in order to satisfy their basic and other needs.

Starting from the current press release, an updated framework for the determination of enterprises under suspension of operation and of the total of enterprises in the Greek Economy is used, which occurs from the linking at micro-data level of administrative registers of enterprises, of the reference year 2020, administrative transactions files of the reference years 2019, 2020 and 2021 and of the final Statistical Business Register, of the reference year 2018, that provides a standardized set of data, harmonized with European classifications.

Based on the above-mentioned determination framework, an updated time series with the evolution of turnover for the period January 2019 - March 2021 (on a monthly and quarterly level) has been compiled, which is available on ELSTAT's website (www.statistics.gr), at the following link: <https://www.statistics.gr/en/statistics/-/publication/SBR02/-> .

Information on methodological issues:

Business Statistics Division
Registers and Big Enterprises Section
Head of Section: Adamantia Georgostathi
Tel.: +30 213 135 2043
e-mail: a.georgostathi@statistics.gr

Information on data provision:

Tel.: +30 213 135 2022, 2308, 2310
E-mail: data.dissem@statistics.gr

More specifically,

The number of enterprises under suspension of operation in March 2020, according to the updated determination framework¹ amounted to 210,217 enterprises, which corresponds to 14.8% of the Total of Enterprises in the Greek Economy. The biggest percentage of the enterprises under suspension was recorded in section Education (89.3%) followed by section of Accommodation and Food Service Activities (85.0%). The corresponding smallest percentages were recorded in section Professional, Scientific and Technical Activities (0.2%) and in section Information and Communication (1.1%). In the following sections of economic activity there are no enterprises under obligatory suspension of operation (Table 1):

- Agriculture, Forestry and Fishing
- Mining and Quarrying
- Manufacturing
- Electricity, Gas, Steam and Air Conditioning Supply
- Water Supply, Sewerage, Waste Management and Remediation Activities
- Construction
- Transportation and Storage
- Financial and Insurance Activities
- Real Estate Activities
- Public Administration and Defense; Compulsory Social Security.

Concerning **the enterprises and the activities of the economy as a whole**, the turnover in the first quarter 2021 amounted to 63,560,924 thousand euro, recording a decrease of 5.4% in comparison with the first quarter 2020, when the respective turnover was 67,158,036 thousand euro. The biggest increase in turnover per 12.5% in the first quarter 2021 compared with the first quarter 2020 was recorded from the enterprises of the section Agriculture, Forestry and Fishing. The biggest decrease in turnover per 70.4% in the first quarter 2021 compared with the first quarter 2020 was recorded from the enterprises of the section Arts, Entertainment and Recreation, while the smallest decrease in turnover per 1.6% was recorded from the enterprises of the section Construction (Table 2a).

For **the enterprises of the economy as a whole, obliged to double-entry accounting bookkeeping**, for which data are available on a monthly basis, the turnover in March 2021 amounted to 19,925,062 thousand euro, recording an increase of 13.0% in comparison with March 2020, when the respective turnover was 17,627,695 thousand euro. The biggest increase in turnover per 35.6% in March 2021 compared with March 2020 was recorded from the enterprises of the section Human Health and Social Work Activities. The biggest decrease in turnover per 56.0% in March 2021 compared with March 2020 was recorded from the enterprises of the section Arts, Entertainment and Recreation, while the respective smallest decrease in turnover per 3.0% was recorded from the enterprises of the section Transportation and Storage (Table 2b).

From **the 210,217 enterprises that were under suspension of operation in March 2020**, the turnover in the first quarter 2021 amounted to 2,773,843 thousand euro, recording a decrease of 39.1% in comparison with the first quarter 2020, when the respective turnover was 4,554,288 thousand euro. An increase in turnover per 21.7% in the first quarter 2021 compared with the first quarter 2020 was recorded from the enterprises of the activity class Architectural and engineering activities; technical testing and analysis. The biggest decrease in turnover per 92.6% in the first quarter 2021 compared with the first quarter 2020 was recorded from the enterprises of the activity class Motion picture, video and television programme production, sound recording and music publishing activities, while the smallest decrease in turnover per 4.1% was recorded from the enterprises of the activity class Social work activities without accommodation (Table 3a).

¹ **Updated determination framework:** occurs from the linking at micro-data level of administrative registers of enterprises, of the reference year 2020, administrative transactions files of the reference years 2019, 2020 and 2021 and of the final Statistical Business Register, of the reference year 2018, that provides a standardized set of data, harmonized with European classifications.

For **the enterprises under suspension of operation in March 2020, obliged to double-entry accounting bookkeeping**, for which data are available on a monthly basis, the turnover in March 2021 amounted to 500,658 thousand euro, recording a decrease of 20.2% in comparison with March 2020, when the respective turnover was 627,165 thousand euro. The biggest increase in turnover per 102.8% in March 2021 compared with March 2020 was recorded from the enterprises in the activity class Architectural and engineering activities; technical testing and analysis. The biggest decrease in turnover per 88.8% in March 2021 compared with March 2020 was recorded from the enterprises in the activity class Motion picture, video and television programme production, sound recording and music publishing activities, while the respective smallest decrease in turnover per 0.04% was recorded from the enterprises of the activity class Retail trade, except of motor vehicles and motorcycles (Table 3b).

In comparison with the enterprises that were under suspension of operation in March 2020, **in November 2020 were additionally under suspension of operation** enterprises of the activity class Travel agency, tour operator and other reservation service and related activities and enterprises of the activity class Human health activities (Tables 4a and 4b).

Table 1. Number of Enterprises in the Greek Economy (final Statistical Business Register, year 2018) and number of Enterprises Under Suspension of Operation in March 2020 and November 2020, per section of Economic Activity (NACE Rev. 2)

ECONOMIC ACTIVITY		NUMBER OF ENTERPRISES			SHARE OF ENTERPRISES (%)	
Code NACE Rev.2	Description	Total	Under Suspension of Operation		Under Suspension of Operation	
			March 2020	November 2020	March 2020	November 2020
A	Agriculture, Forestry and Fishing	549,361				
B	Mining and Quarrying	601				
C	Manufacturing	56,972				
D	Electricity, Gas, Steam and Air Conditioning Supply	7,446				
E	Water Supply, Sewerage, Waste Management and Remediation Activities	1,940				
F	Construction	58,771				
G	Wholesale and Retail Trade; Repair of Motor Vehicles and Motorcycles	227,461	63,360	66,000	27.9	29.0
H	Transportation and Storage	60,059				
I	Accommodation and Food Service Activities	106,819	90,785	65,513	85.0	61.3
J	Information and Communication	16,372	184	187	1.1	1.1
K	Financial and Insurance Activities	16,856				
L	Real Estate Activities	9,153				
M	Professional, Scientific and Technical Activities	134,286	328	294	0.2	0.2
N	Administrative and Support Service Activities	20,284	2,211	2,729	10.9	13.5
O	Public Administration and Defense; Compulsory Social Security	1,033				
P	Education	20,901	18,661	17,026	89.3	81.5
Q	Human Health and Social Work Activities	58,066	1,356	1,933	2.3	3.3
R	Arts, Entertainment and Recreation	21,138	13,723	15,531	64.9	73.5
S	Other Service Activities	38,736	19,609	19,772	50.6	51.0
W	Unknown Activity	13,600				
Total		1,419,855	210,217	188,985	14.8	13.3

Table 2a. Turnover (in thousand €), from Administrative Sources, for the Total of Enterprises in the Greek Economy (final Statistical Business Register, year 2018), per section of Economic Activity (NACE Rev. 2)

ECONOMIC ACTIVITY		TURNOVER (in thousand €)				RATE OF CHANGE (%)	
Code NACE Rev.2	Description	4 th Quarter 2019	1 st Quarter 2020	4 th Quarter 2020	1 st Quarter 2021	4 th Quarter 2020/2019	1 st Quarter 2021/2020
A	Agriculture, Forestry and Fishing	2,470,504	1,394,500	2,607,280	1,569,069	5.5	12.5
B	Mining and Quarrying	259,537	171,031	234,637	174,449	-9.6	2.0
C	Manufacturing	16,135,548	14,236,592	14,944,345	14,587,601	-7.4	2.5
D	Electricity, Gas, Steam and Air Conditioning Supply	5,141,085	4,467,429	5,169,311	4,852,156	0.5	8.6
E	Water Supply, Sewerage, Waste Management and Remediation Activities	546,451	436,036	555,565	456,630	1.7	4.7
F	Construction	3,284,108	1,730,046	3,277,993	1,701,900	-0.2	-1.6
G	Wholesale and Retail Trade; Repair of Motor Vehicles and Motorcycles	32,829,561	28,293,929	30,455,598	27,372,355	-7.2	-3.3
H	Transportation and Storage	4,092,813	3,321,908	3,269,774	2,672,382	-20.1	-19.6
I	Accommodation and Food Service Activities	2,293,856	1,210,339	1,200,750	558,562	-47.7	-53.9
J	Information and Communication	3,280,394	2,633,288	3,232,598	2,687,828	-1.5	2.1
K	Financial and Insurance Activities	2,510,125	3,683,292	2,489,226	2,264,395	-0.8	-38.5
L	Real Estate Activities	710,709	398,152	514,549	277,875	-27.6	-30.2
M	Professional, Scientific and Technical Activities	3,253,265	1,989,689	3,271,900	2,094,509	0.6	5.3
N	Administrative and Support Service Activities	1,719,296	1,088,979	1,311,185	970,250	-23.7	-10.9
O	Public Administration and Defense; Compulsory Social Security	151,319	88,719	143,970	90,725	-4.9	2.3
P	Education	144,085	81,369	114,177	60,374	-20.8	-25.8
Q	Human Health and Social Work Activities	600,497	502,446	639,413	557,423	6.5	10.9
R	Arts, Entertainment and Recreation	1,486,707	1,104,558	803,336	326,974	-46.0	-70.4
S	Other Service Activities	386,953	255,195	319,877	209,565	-17.3	-17.9
W	Unknown Activity	68,975	70,539	98,399	75,902	42.7	7.6
Total		81,365,788	67,158,036	74,653,883	63,560,924	-8.2	-5.4

Note:
Enterprises with single-entry accounting bookkeeping are obliged to submit data to tax authorities on a quarterly basis, while enterprises with double-entry accounting bookkeeping are obliged to submit data on a monthly basis. Therefore, for the total of enterprises, data are available only on a quarterly basis.

Table 2b. Turnover (in thousand €), from Administrative Sources, for the Total of Enterprises in the Greek Economy (final Statistical Business Register, year 2018), obliged to double-entry accounting bookkeeping, per section of Economic Activity (NACE Rev. 2)

ECONOMIC ACTIVITY		TURNOVER (in thousand €)				RATE OF CHANGE (%)	
Code NACE Rev.2	Description	February 2020	March 2020	February 2021	March 2021	February 2021/2020	March 2021/2020
A	Agriculture, Forestry and Fishing	176,118	196,841	181,545	256,067	3.1	30.1
B	Mining and Quarrying	61,851	59,389	49,146	69,091	-20.5	16.3
C	Manufacturing	4,513,131	4,476,692	4,529,271	5,412,837	0.4	20.9
D	Electricity, Gas, Steam and Air Conditioning Supply	1,613,698	1,362,062	1,611,636	(**)	-0.1	(**)
E	Water Supply, Sewerage, Waste Management and Remediation Activities	134,207	134,429	143,433	165,741	6.9	23.3
F	Construction	399,031	556,976	368,585	529,959	-7.6	-4.9
G	Wholesale and Retail Trade; Repair of Motor Vehicles and Motorcycles	7,710,601	6,984,116	6,814,257	7,982,414	-11.6	14.3
H	Transportation and Storage	890,539	801,042	657,497	776,876	-26.2	-3.0
I	Accommodation and Food Service Activities	193,953	104,179	76,268	84,784	-60.7	-18.6
J	Information and Communication	770,510	923,637	795,496	953,409	3.2	3.2
K	Financial and Insurance Activities	1,055,906	739,749	832,219	(**)	-21.2	(**)
L	Real Estate Activities	145,997	111,928	72,198	113,465	-50.5	1.4
M	Professional, Scientific and Technical Activities	420,634	472,737	429,623	601,352	2.1	27.2
N	Administrative and Support Service Activities	335,212	289,133	290,614	300,730	-13.3	4.0
O	Public Administration and Defense; Compulsory Social Security	25,047	22,965	22,641	23,203	-9.6	1.0
P	Education	14,284	15,141	10,087	15,983	-29.4	5.6
Q	Human Health and Social Work Activities	152,586	126,828	157,119	171,918	3.0	35.6
R	Arts, Entertainment and Recreation	390,750	198,080	148,444	87,108	-62.0	-56.0
S	Other Service Activities	33,402	35,976	29,754	32,443	-10.9	-9.8
W	Unknown Activity	14,534	15,795	14,608	17,435	0.5	10.4
Total		19,051,991	17,627,695	17,234,441	19,925,062	-9.5	13.0

(**) Extraordinary transactions were recorded in the data. Therefore, they are not published as they are not comparable.

Table 3a. Turnover (in thousand €) from Administrative Sources for the Total of Enterprises under Suspension of Operation in March 2020, per Economic Activity Class (NACE Rev. 2)

ECONOMIC ACTIVITY		TURNOVER (in thousand €)				RATE OF CHANGE (%)	
Code NACE Rev. 2	Description	4 th Quarter 2019	1 st Quarter 2020	4 th Quarter 2020	1 st Quarter 2021	4 th Quarter 2020/2019	1 st Quarter 2021/2020
47	Retail trade, except of motor vehicles and motorcycles	3,504,260	2,052,695	2,447,223	1,781,849	-30.2	-13.2
55	Accommodation	819,367	224,165	403,353	84,309	-50.8	-62.4
56	Food and beverage service activities	1,351,886	923,927	728,396	422,611	-46.1	-54.3
59	Motion picture, video and television programme production, sound recording and music publishing activities	24,225	16,114	2,785	1,198	-88.5	-92.6
71	Architectural and engineering activities; technical testing and analysis ²	31,019	22,891	21,683	27,858	-30.1	21.7
77	Rental and leasing activities	23,205	13,803	17,391	11,684	-25.1	-15.4
82	Office administrative, office support and other business support activities	69,782	56,228	22,589	14,498	-67.6	-74.2
85	Education	138,451	78,396	110,213	57,864	-20.4	-26.2
88	Social work activities without accommodation	13,841	11,541	13,284	11,068	-4.0	-4.1
90	Creative, arts and entertainment activities	58,631	40,326	43,388	23,911	-26.0	-40.7
91	Libraries, archives, museums and other cultural activities	32,132	19,323	29,835	13,847	-7.1	-28.3
92	Gambling and betting activities	1,228,393	906,689	547,375	193,903	-55.4	-78.6
93	Sports activities and amusement and recreation activities	130,566	116,010	151,947	78,052	16.4	-32.7
94	Activities of membership organisations	8,471	4,244	5,208	2,892	-38.5	-31.9
96	Other personal service activities	108,765	67,936	71,692	48,299	-34.1	-28.9
Total		7,542,994	4,554,288	4,616,362	2,773,843	-38.8	-39.1

Note:

- Enterprises with single-entry accounting bookkeeping are obliged to submit data to tax authorities on a quarterly basis, while enterprises with double-entry accounting bookkeeping are obliged to submit data on a monthly basis. Therefore, for the total of enterprises, data are available only on a quarterly basis.
- The data of the above table have been compiled on the basis of the updated framework for the determination of enterprises under suspension of operation, which occurs from the linking at micro-data level of administrative registers of enterprises, of the reference year 2020, administrative transactions files of the reference years 2019, 2020 and 2021 and of the final Statistical Business Register, of the reference year 2018, that provides a standardized set of data, harmonized with European classifications.

² In the activity class Architectural and engineering activities; technical testing and analysis are classified, among others, the activities related to the periodic road-safety testing of motor vehicles.

Table 3b. Turnover (in thousand €), from Administrative Sources, for Enterprises Under Suspension of Operation in March 2020, obliged to double-entry accounting bookkeeping, per Economic Activity Class (NACE Rev. 2)

ECONOMIC ACTIVITY		TURNOVER (in thousand €)				RATE OF CHANGE (%)	
Code NACE Rev. 2	Description	February 2020	March 2020	February 2021	March 2021	February 2021/2020	March 2021/2020
47	Retail trade, except of motor vehicles and motorcycles	494,216	306,619	343,377	306,493	-30.5	-0.04
55	Accommodation	71,844	35,400	20,881	25,007	-70.9	-29.4
56	Food and beverage service activities	106,171	60,136	47,011	48,554	-55.7	-19.3
59	Motion picture, video and television programme production, sound recording and music publishing activities	4,673	1,881	226	211	-95.2	-88.8
71	Architectural and engineering activities; technical testing and analysis ³	6,060	4,040	8,161	8,194	34.7	102.8
77	Rental and leasing activities	1,345	1,040	1,064	1,409	-20.9	35.5
82	Office administrative, office support and other business support activities	22,843	5,932	2,517	5,086	-89.0	-14.3
85	Education	13,762	14,694	9,935	15,565	-27.8	5.9
88	Social work activities without accommodation	2,574	1,716	(**)	(**)	(**)	(**)
90	Creative, arts and entertainment activities	8,607	10,864	1,686	10,393	-80.4	-4.3
91	Libraries, archives, museums and other cultural activities	2,598	2,488	1,202	1,655	-53.7	-33.5
92	Gambling and betting activities	356,916	155,241	121,576	41,347	-65.9	-73.4
93	Sports activities and amusement and recreation activities	20,323	25,305	19,729	32,161	-2.9	27.1
94	Activities of membership organisations	279	98	62	86	-77.8	-12.2
96	Other personal service activities	3,268	1,711	1,531	1,876	-53.2	9.6
Total		1,115,479	627,165	582,886	500,658	-47.7	-20.2

(**) Extraordinary transactions were recorded in the data. Therefore, they are not published as they are not comparable.

Note:

The data of the above table have been compiled on the basis of the updated framework for the determination of enterprises under suspension of operation, which occurs from the linking at micro-data level of administrative registers of enterprises, of the reference year 2020, administrative transactions files of the reference years 2019, 2020 and 2021 and of the final Statistical Business Register, of the reference year 2018, that provides a standardized set of data, harmonized with European classifications.

³ In the activity class Architectural and engineering activities; technical testing and analysis are classified, among others, the activities related to the periodic road-safety testing of motor vehicles.

Table 4a: Turnover (in thousand €), from Administrative Sources, for the Total of Enterprises, which belong to activity classes that were Under Suspension of operation for the first time in November 2020

ECONOMIC ACTIVITY		Number of enterprises under suspension of operation for the first time in November 2020	TURNOVER (in thousand €)				RATE OF CHANGE (%)	
Code NACE Rev. 2	Description		4 th Quarter 2019	1 st Quarter 2020	4 th Quarter 2020	1 st Quarter 2021	4 th Quarter 2020/2019	1 st Quarter 2021/2020
79	Travel agency, tour operator and other reservation service and related activities	19	636	255	212	104	-66.7	-59.2
86	Human health activities	820	3,839	3,378	3,459	3,364	-9.9	-0.4

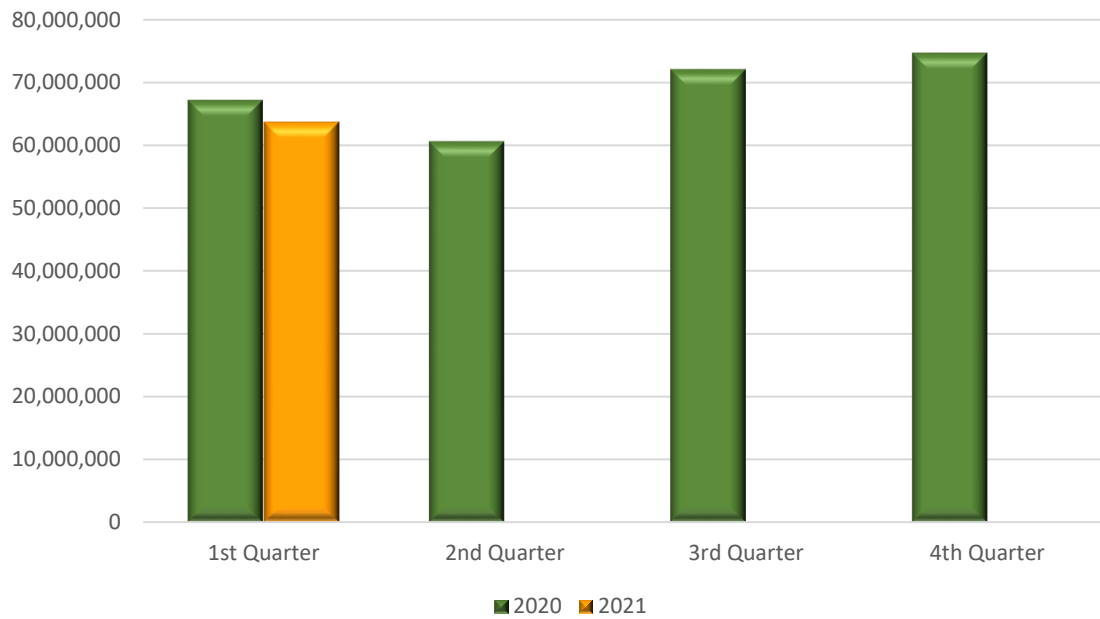
Note:

Enterprises with single-entry accounting bookkeeping are obliged to submit data to tax authorities on a quarterly basis, while enterprises with double-entry accounting bookkeeping are obliged to submit data on a monthly basis. Therefore, for the total of enterprises, data are available only on a quarterly basis.

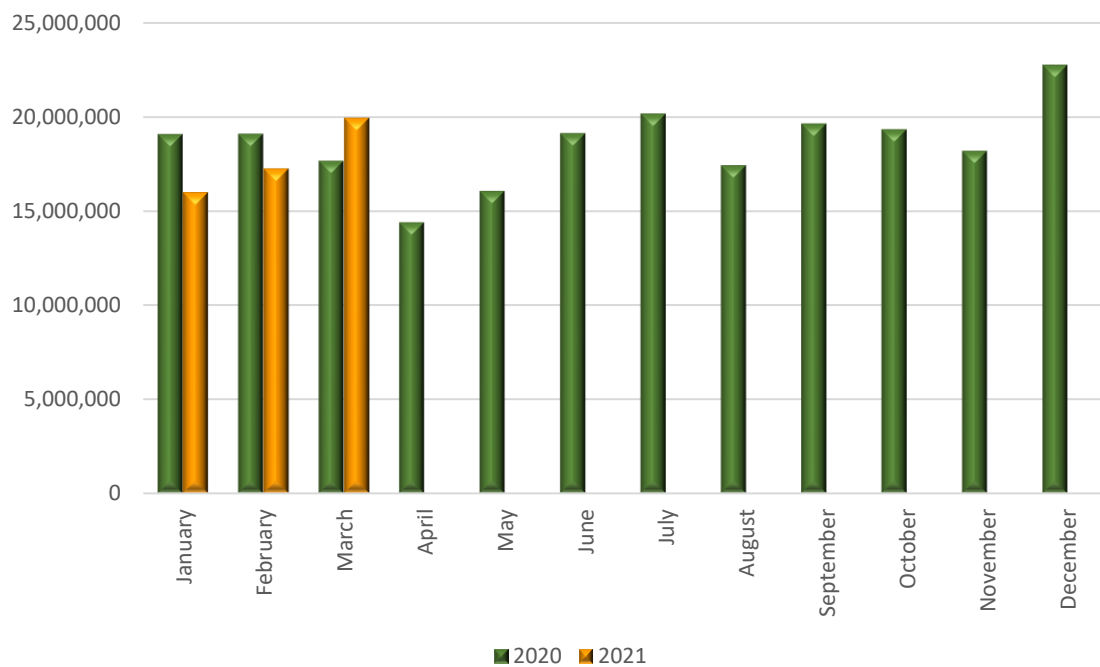
Table 4b: Turnover (in thousand €), from Administrative Sources, for Enterprises obliged to double-entry accounting bookkeeping, which belong to activity classes that were Under Suspension of Operation for the first time in November 2020

ECONOMIC ACTIVITY		TURNOVER (in thousand €)				RATE OF CHANGE (%)	
Code NACE Rev. 2	Description	February 2020	March 2020	February 2021	March 2021	February 2021/2020	March 2021/2020
79	Travel agency, tour operator and other reservation service and related activities	124	30	28	37	-77.4	23.3
86	Human health activities	427	351	313	328	-26.7	-6.6

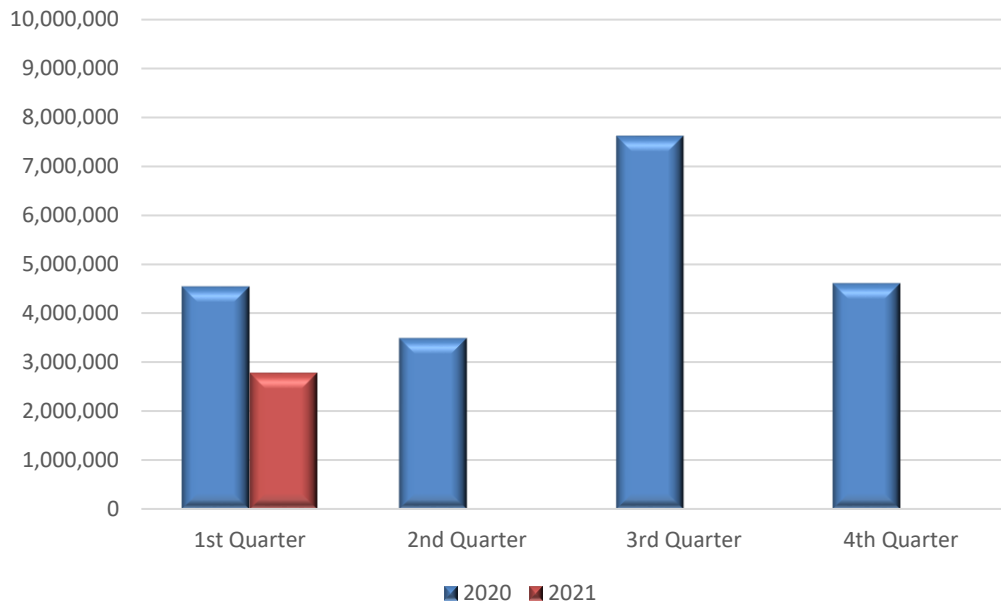
Graph 1. Turnover (in thousand €), for the Total of Enterprises in the Greek Economy



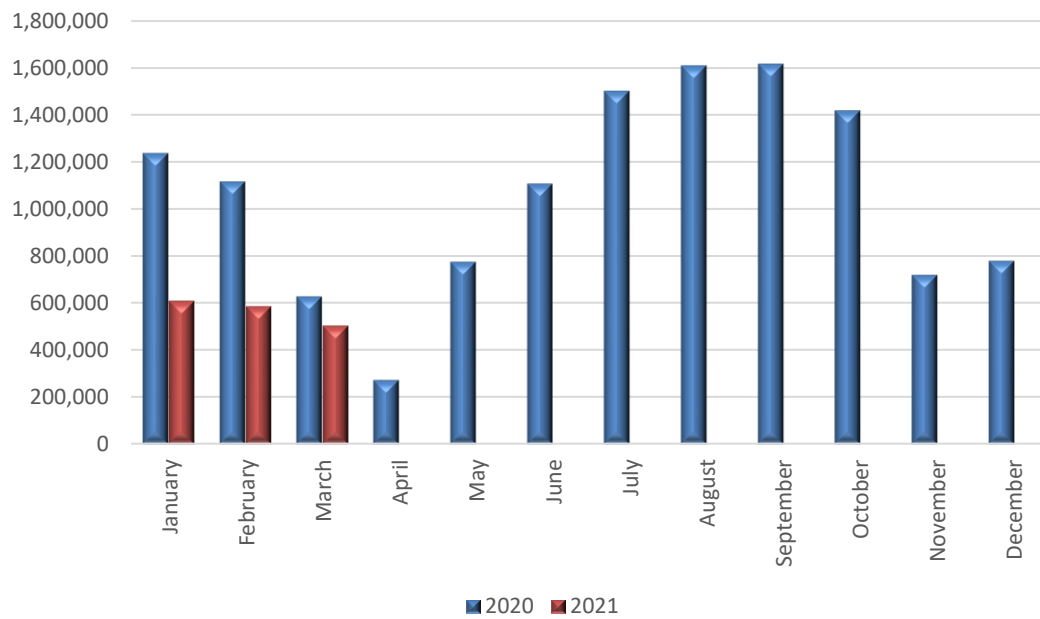
Graph 2. Turnover (in thousand €) only for the Enterprises obliged to double-entry accounting bookkeeping (monthly data submission)



Graph 3. Turnover (in thousand €), for the Total of Enterprises under Suspension of Operation, in March 2020



Graph 4. Turnover (in thousand €) only for the Enterprises under Suspension of Operation in March 2020, obliged to double-entry accounting bookkeeping (monthly data submission)



METHODOLOGICAL NOTES

Generally The present Press Release provides statistical data on enterprises classified in the economic activity classes that were or are under suspension of operation on the basis of state order in March 2020, due to the pandemic of the corona virus disease 2019 (COVID-19), (relevant link from the Ministry of Finance webpage, available only in Greek, [KAD of closed enterprises](#)).

These statistical data have been compiled on the basis of the linking and processing of primary data from the following sources:

- The final Statistical Business Register of ELSTAT, of the reference year 2018.
- Administrative registers of enterprises, of the reference year 2020.
- Administrative transactions files (tax, etc) of the reference years 2019, 2020 and 2021.

In particular, the following primary data have been used per source:

- Active enterprises and the economic activity class from the final Statistical Business Register of the reference year 2018.
- The population of legal units (VAT number) classified in KAD (Codes of Activity) with temporary suspension of operation, from administrative registers of enterprises, of year 2020.
- Income data from administrative transactions files of the years 2019, 2020 and 2021.

It has to be noted, that after the process of matching the KAD codes to the classes of the Statistical Classification of Economic Activities (NACE Rev. 2), for which a total (referring to all the underlying activities) or a partial suspension of operation is applied for the enterprises that are classified to them on the basis of state order in March 2020, follows the linking with the data of the final Statistical Business Register of the year 2018, which is the main reference framework for the current Press Release. This linking leads to different results as regards the share of enterprises under suspension of operation per economic activity class NACE Rev.2, (mainly, because there are enterprises that were operating during the whole or part of the year 2018 and they were closed from 2019 onwards).

After the application of the same methodology, the number of enterprises that were under suspension of operation in November 2020, on the basis of state order, has been defined (corresponding links, available only in Greek, [Government Gazette B'/4899/06.11.2020](#) and [List of KAD under suspension of operation](#)).

Statistical classifications For the economic activities, the European statistical classification of economic activities [NACE Rev. 2](#) is used. It is noted that an automatic transition from KAD to codes of NACE Rev. 2 classification was applied on the basis of valid correspondence rules.

Reference Period March and 1st Quarter 2021.

Statistical unit The statistical unit is the legal unit (distinct VAT numbers).

Comparability The announced statistical data are comparable with the data of the final Statistical Business Register of ELSTAT, of the reference year 2018 (relevant link from the webpage of ELSTAT, where tables and information on the methodology applied are provided [Statistical Business Register](#)).

References The updated timeseries on the evolution of turnover for the period January 2019 - March 2021 (on monthly and quarterly level), which has been compiled on the basis of the new determination framework, is available under ELSTAT's website (www.statistics.gr) at the following link: <https://www.statistics.gr/en/statistics/-/publication/SBR02/->

ANNEX

List of Codes of National Activities (KAD), for which suspension of operation holds, which correspond to part of classes of specific divisions of the Statistical Classification of Economic Activities (NACE Rev. 2)

Statistical Classification of Economic Activities (NACE Rev. 2)		Codes of Activities (KAD) under suspension of operation					
		March 2020			November 2020		
Division	Class	4-digit codes	6-digit, 8-digit codes	Exceptions from 4-digit KAD under suspension of operation	4-digit codes	6-digit, 8-digit codes	Exceptions from 4-digit KAD under suspension of operation
47	4711						
47	4719	4719		47.19.10.01 47.19.10.02	4719		47.19.10.01 47.19.10.02
47	4721						
47	4722						
47	4723						
47	4724						
47	4725						
47	4726						
47	4729						
47	4730						
47	4741	4741			4741		
47	4742	4742			4742		
47	4743	4743			4743		
47	4751	4751			4751		
47	4752	4752			4752		
47	4753	4753			4753		
47	4754	4754			4754		
47	4759	4759			4759		
47	4761	4761			4761		
47	4762		47.62.63			47.62.63	
47	4763	4763			4763		
47	4764	4764			4764		
47	4765	4765			4765		
47	4771	4771			4771		
47	4772	4772			4772		
47	4773						
47	4774						
47	4775	4775		47.75.76.19	4775		47.75.76.19
47	4776	4776		47.76.77.02, 47.76.77.04 47.76.77.05, 47.76.77.06 47.76.77.07, 47.76.77.08 47.76.77.09, 47.76.77.13 47.76.77.14, 47.76.77.15 47.76.77.16, 47.76.77.17 47.76.77.18, 47.76.77.19 47.76.77.20 47.76.78, 47.76.79	4776		47.76.77.02, 47.76.77.04 47.76.77.05, 47.76.77.06 47.76.77.07, 47.76.77.08 47.76.77.09, 47.76.77.13 47.76.77.14, 47.76.77.15 47.76.77.16, 47.76.77.17 47.76.77.18, 47.76.77.19 47.76.77.20 47.76.78, 47.76.79
47	4777	4777			4777		
47	4778	4778		47.78.84, 47.78.85 47.78.87, 47.78.88	4778		47.78.84, 47.78.85 47.78.86.24, 47.78.87 47.78.88
47	4779	4779			4779		
47	4781						
47	4782	4782			4782		
47	4789	4789			4789		
47	4791						
47	4799				4799		47.99.16.01, 47.99.17.01 47.99.21.01, 47.99.24.01 47.99.85

Statistical Classification of Economic Activities (NACE Rev. 2)		Codes of Activities (KAD) under suspension of operation					
		March 2020			November 2020		
Division	Class	4-digit codes	6-digit, 8-digit codes	Exceptions from 4-digit KAD under suspension of operation	4-digit codes	6-digit, 8-digit codes	Exceptions from 4-digit KAD under suspension of operation
55	5510	5510					
55	5520	5520					
55	5530	5530					
55	5590						
56	5610	5610			5610		
56	5621	5621			5621		
56	5629		56.29.20.02 56.29.20.04 56.29.20.05		5629		56.29.20.01
56	5630	5630			5630		
59	5911						
59	5912						
59	5913						
59	5914	5914			5914		
59	5920						
71	7111						
71	7112						
71	7120		71.20.14			71.20.14	
77	7711						
77	7712						
77	7721	7721			7721		
77	7722	7722			7722		
77	7729	7729			7729		
77	7731						
77	7732						
77	7733						
77	7734						
77	7735						
77	7739					77.39.13 77.39.19.03	
77	7740						
79	7911						
79	7912						
79	7990					79.90.32 79.90.39	
82	8211						
82	8219						
82	8220						
82	8230	8230			8230		
82	8291						
82	8292						
82	8299						

Statistical Classification of Economic Activities (NACE Rev. 2)		Codes of Activities (KAD) under suspension of operation					
		March 2020			November 2020		
Division	Class	4-digit codes	6-digit, 8-digit codes	Exceptions from 4-digit KAD under suspension of operation	4-digit codes	6-digit, 8-digit codes	Exceptions from 4-digit KAD under suspension of operation
85	8510	8510			8510		
85	8520	8520					
85	8531	8531					
85	8532	8532					
85	8541	8541					
85	8542	8542					
85	8551	8551			8551		85.51.10.06
85	8552	8552			8552		
85	8553	8553			8553		
85	8559	8559			8559		
85	8560	8560					
86	8610						
86	8621						
86	8622						
86	8623						
86	8690					86.90.19.10	
88	8810	8810				88.10.11 88.10.12	
88	8891	8891				88.91.1	88.91.12, 88.91.13.03
88	8899						
90	9001				9001		
90	9002	9002			9002		
90	9003					90.03.11.04 90.03.11.07 90.03.11.17 90.03.11.18	
90	9004	9004			9004		
91	9101	9101			9101		
91	9102	9102			9102		
91	9103	9103			9103		
91	9104	9104			9104		
92	9200	9200		92.00.14, 92.00.21	9200		92.00.14, 92.00.21
93	9311	9311			9311		
93	9312	9312			9312		
93	9313	9313			9313		
93	9319	9319			9319		93.19.13.03
93	9321	9321			9321		
93	9329	9329			9329		
94	9411						
94	9412						
94	9420						
94	9491						
94	9492						
94	9499		94.99.16.01 94.99.16.02			94.99.16	
96	9601						
96	9602	9602			9602		
96	9603						
96	9604	9604			9604		
96	9609		96.09.19.06 96.09.19.08 96.09.19.09 96.09.19.12 96.09.19.16 96.09.19.17			96.09.19.06 96.09.19.08 96.09.19.09 96.09.19.12 96.09.19.16 96.09.19.17	