



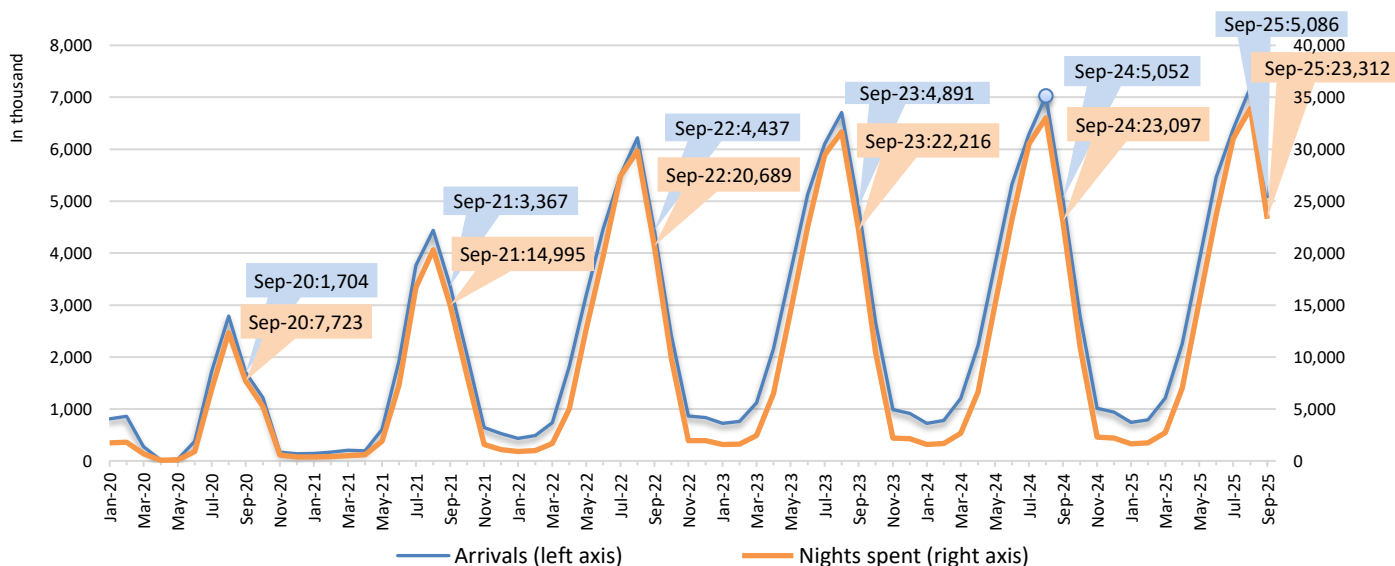
Arrivals and Nights Spent in Hotels, Similar Establishments, Tourist Campsites and Short-Stay Accommodation Establishments September 2025 (Provisional data)

The Hellenic Statistical Authority (ELSTAT) announces the monthly provisional data of arrivals and nights spent in hotels, similar establishments, tourist campsites and short-stay accommodation establishments, for reference month September 2025.

According to the survey, during September 2025, arrivals in tourist accommodation establishments amounted to 5,085,544 and nights spent amounted to 23,311,959, recording an increase of 0.7% in arrivals and 0.9% in nights spent when compared to the corresponding month of 2024 (Graph 1, Table 1).

In specific, in September 2025 compared with the corresponding month of 2024, an increase of 0.5% was observed in arrivals and of 0.8% in nights spent for non-residents, while an increase of 1.6% in arrivals and of 2.3% in nights spent was observed for residents (Table 1). The highest contribution in arrivals and in nights spent for the total of tourist accommodation establishments was observed for non-residents with 82.4% and 90.1% accordingly (Graphs 2 and 3). The average length of stay for all types of tourist accommodation establishments during September 2025, amounted to 4.6 days (Table 2).

Graph 1. Monthly evolution of arrivals and nights spent in hotels, similar establishments, tourist campsites and short-stay accommodation establishments, January 2020 - September 2025 (*)



(*) January 2020 - December 2024 final data, January 2025- September 2025 provisional data.

Information on methodological issues:

Sectoral Statistics Division
Tourism and Culture Statistics Section
Head of Section: Eleni Papadopoulou
Tel: +30 213 135 2168
e-mail: e.papadopoulou@statistics.gr

Information for data provision:

Tel. +30 213 135 2022, 2308, 2310
e-mail: data.dissem@statistics.gr

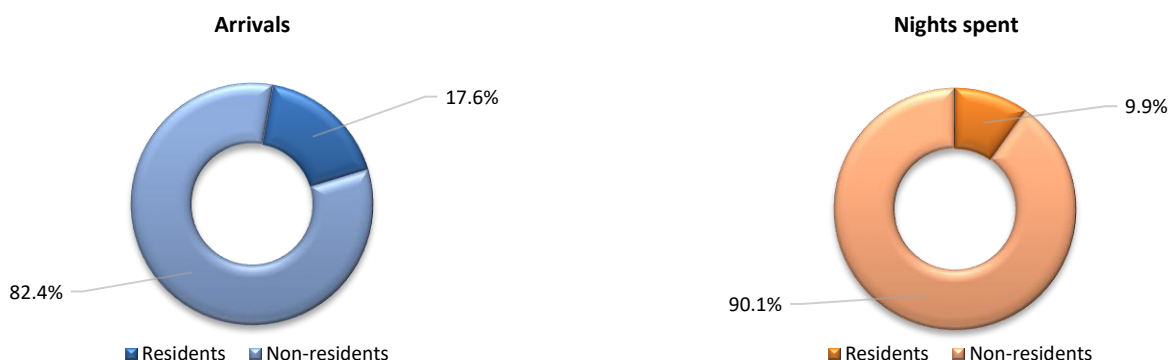
Table 1. Arrivals and nights spent of residents and non-residents hotels, similar establishments, tourist campsites and short-stay accommodation establishments, September 2024 (final data) - September 2025 (provisional data)

	Hotels & similar establishments, tourist campsites			Short stay accommodation establishments			Total		
	September 2024	September 2025	Change	September 2024	September 2025	Change	September 2024	September 2025	Change
ARRIVALS									
Residents	702,739	716,306	1.9%	176,213	176,949	0.4%	878,952	893,255	1.6%
Non-residents	3,330,324	3,339,281	0.3%	842,342	853,008	1.3%	4,172,666	4,192,289	0.5%
Total	4,033,063	4,055,587	0.6%	1,018,555	1,029,957	1.1%	5,051,618	5,085,544	0.7%
NIGHTS SPENT									
Residents	1,611,512	1,658,458	2.9%	640,161	645,916	0.9%	2,251,673	2,304,374	2.3%
Non-residents	16,316,578	16,403,701	0.5%	4,529,190	4,603,884	1.6%	20,845,768	21,007,585	0.8%
Total	17,928,090	18,062,159	0.7%	5,169,351	5,249,800	1.6%	23,097,441	23,311,959	0.9%

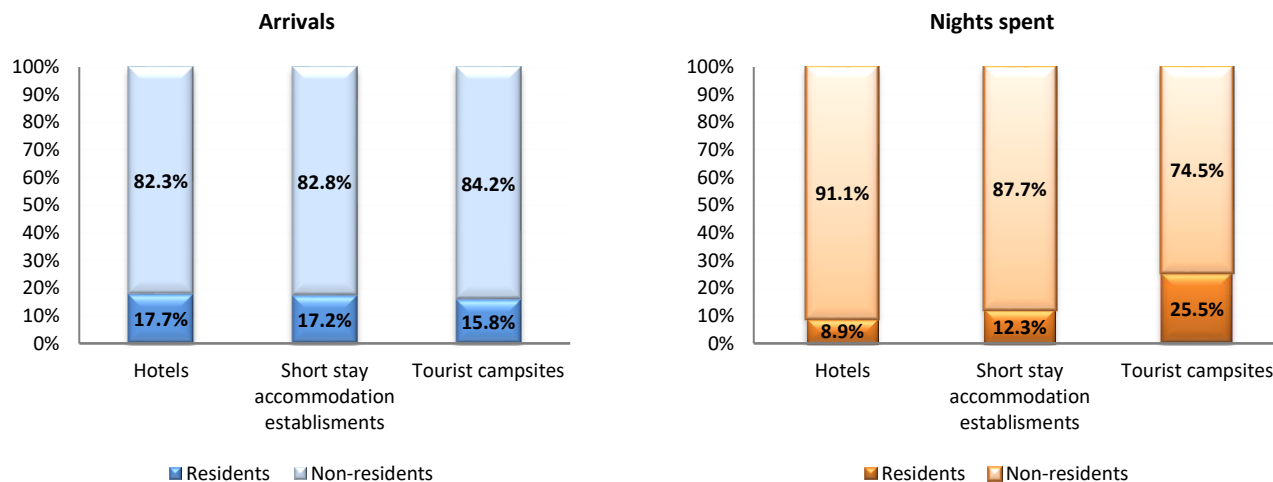
Table 2. Average length of stay in hotels, similar establishments, tourist campsites and short-stay accommodation establishments, September 2024 (final data) - September 2025 (provisional data)

	Hotels & similar establishments, tourist campsites		Short stay accommodation establishments		Total	
	September 2024	September 2025	September 2024	September 2025	September 2024	September 2025
Residents	2.3	2.3	3.6	3.7	2.6	2.6
Non-residents	4.9	4.9	5.4	5.4	5.0	5.0
Total	4.4	4.5	5.1	5.1	4.6	4.6

Graph 2. Arrivals and nights spent of residents and non-residents in hotels, similar establishments, tourist campsites and short-stay accommodation establishments, September 2025 (provisional data)



Graph 3. Distribution of arrivals and nights spent of residents and non-residents by type of tourist accommodation establishment, September 2025 (provisional data)



EXPLANATORY NOTES

Arrivals and nights spent at hotels, similar establishments, tourist campsites and short stay accommodation establishments	<p>The survey on arrivals and nights spent at hotels, similar establishments, tourist campsites and short-stay accommodation establishments is carried out monthly to all tourist accommodation establishments, pursuant to Regulation (EU) 692/2011 of the European Parliament and of the Council.</p> <p>The main objective of the survey is to collect and compile statistical data on the arrivals and nights spent of residents and non-residents in tourist accommodation establishments, by country of permanent residence. Data are also collected on the occupancy and capacity of tourist accommodations establishments.</p>
Legal frame	Regulation (EE) 692/2011 of the European Parliament and of the Council.
Reference unit	The reference units are the tourist accommodations establishments of ELSTAT's Statistical Register of Tourist Accommodations Establishments.
Reference period	September 2025 (provisional data)
Statistical classification of economic activities NACE Rev. 2	<p>55.1 Hotels and similar accommodation</p> <p>55.2 Holiday and other short-stay accommodation</p> <p>55.3 Camping grounds, recreational vehicle parks and trailer parks</p>
Coverage	The total of the country.
Geographical classification	The geographical classification is based on <i>Nomenclature of Territorial Units for Statistics</i> .
Definitions	<p><u>Resident</u>: Every person, regardless of citizenship, that has resided in Greece for at least a year, or has arrived in Greece with the intention to reside in the country for at least one year.</p> <p><u>Non-resident</u>: Every person, regardless of citizenship, that is not considered to be resident.</p> <p><u>Arrivals</u>: The arrivals at the establishments are calculated for every person separately. The data refer to the total number of persons and not to the total number of rooms that were occupied. Only the persons that had at least one overnight stay at the establishment are counted.</p> <p><u>Nights spent</u>: The nights spent are calculated for every person separately. The data refer to the total number of nights spent by every person and not to the total number of nights spent in every room.</p>
Methodology	<p>The survey is a census survey and statistical data are collected from all hotel-type accommodations, tourist campsites and short-stay accommodation establishments of the country.</p> <p>The survey is based on ELSTAT's Statistical Register of Tourist Accommodations Establishments, which is updated for the hotel-type and camping establishments from the Register of the Hellenic Chamber of Hotels, while for short-stay accommodation establishments, from data of the Ministry of Tourism. Additional data are obtained from the ELSTAT's Statistical Business Register.</p> <p>Statistical data is collected for each month of operation of the establishments, mainly through ELSTAT's web application "Xenios Zeus" and secondarily through a paper questionnaire for those establishments that cannot submit data electronically.</p> <p>The compilation of the provisional monthly data is based on the collection and processing of the questionnaires completed by each establishment, that is in operation during the reference month. Non-response to the survey is addressed with automatic reminders to the establishment for the obligation to submit the statistical data. Statistical methods of estimation are applied, for the establishments that despite the reminders, have not responded to the survey. During the processing of the statistical data, additional data from administrative sources is used, such as tax data from the Independent Public Revenue Authority (AADE), to identify the establishments that are in operation.</p> <p>Final data of the survey are announced six months after the end of the reference year, pursuant to the Regulation (EU) 692/2011 of the European Parliament and of the Council.</p>
References	<p>More information at a more detailed geographical level of the survey results on hotels, similar establishments, tourist campsites and short-stay accommodation establishments is available on the website of ELSTAT at: http://www.statistics.gr/en/statistics/-/publication/STO12/-</p>