



HELLENIC REPUBLIC
HELLENIC STATISTICAL AUTHORITY

Piraeus, 31 August 2023

**DEMOGRAPHIC EVENTS OF ENTERPRISES
REGISTRATIONS AND BANKRUPTCIES
2nd QUARTER 2023**

The Hellenic Statistical Authority (ELSTAT) announces data on business demography in Greece and specifically on Registrations and Bankruptcies, for the **2nd quarter 2023**.

Business demography statistics constitute, at European and international level, one of the most rapidly developing statistical domains and attract the interest of policy makers, institutional users and society, in general, as they are widely relevant through the information they provide.

In particular, the monitoring of registrations and bankruptcies on a quarterly basis provides up-to-date information on the evolution of business activity and subsequently of the economic climate.

More specifically, ELSTAT announces:

- Quarterly data on registrations, by section of economic activity, for the 1st and 2nd quarter of 2022 and 2023.
- Quarterly data on registrations, by section of economic activity and by Large Geographical Area / category of Legal Form of enterprise, for the 2nd quarter of 2023.
- Graphical representation of registrations per week, for the period 1st quarter 2022 - 2nd quarter 2023.

Information on methodological issues:

Business Statistics Division
Registers and Big Enterprises Section
Head of Section: Adamantia Georgostathi
Tel.: +30 213 135 2043
E-mail: a.georgostathi@statistics.gr

Information on data provision:

Tel.: +30 213 135 2022, 2308, 2310
E-mail: data.dissem@statistics.gr

Change in the number of registrations and bankruptcies (Table 1)

- The number of registrations in all economic sections in the **2nd quarter 2023** amounted to 26,897, recording an increase of 6.1% in comparison with the 2nd quarter 2022, when the respective number was 25,341 and a decrease of 21.4% in comparison with the 1st quarter 2023, when the respective number was 34,213.

Among the sections of economic activity with the largest contribution to the total turnover, according to the data of the Statistical Business Register for the reference year 2020, the biggest increase in the number of registrations in the **2nd quarter 2023** compared with the 2nd quarter 2022, was recorded in section “Transportation and Storage” (33.0%) and in section “Wholesale and Retail Trade; Repair of Motor Vehicles and Motorcycles” (16.9%), while a decrease was recorded in section “Electricity, Gas, Steam and Air Conditioning Supply” (64.4%).

- The number of bankruptcies in all economic sections both for the 2nd quarter of 2023 and for the 2nd quarter of 2022 are not disclosed for statistical confidentiality reasons regarding the protection of the identity of the enterprises.

Sections of Economic Activity by Large Geographical Area (NUTS 1) of Greece, 2nd quarter 2023 (Table 2)

The sections of economic activity with the biggest number of registrations by Large Geographical Area of Greece are:

- **Voreia Ellada:** “Wholesale and Retail Trade; Repair of Motor Vehicles and Motorcycles”, with 1,159 registrations out of 6,473 in total.
- **Kentriki Ellada:** “Agriculture, Forestry and Fishing”⁽¹⁾, with 1,299 registrations out of 6,009 in total.
- **Attiki:** “Professional, Scientific and Technical Activities” with 1,938 registrations out of 10,688 in total.
- **Nissia Aigaiou – Kriti:** “Accommodation and Food Service Activities”, with 751 registrations out of 3,727 in total.

Sections of Economic Activity by category of Legal Form of enterprise, 2nd quarter 2023 (Table 3)

The sections of economic activity with the biggest number of registrations by category of Legal Form of enterprise are:

- **Sole Proprietorships:** “Agriculture, Forestry and Fishing”⁽¹⁾, with 3,102 registrations out of 17,998 in total.
- **Partnerships:** “Accommodation and Food Service Activities”, with 880 registrations out of 3,784 in total.
- **Capital Enterprises:** “Real Estate Activities”, with 120 registrations out of 426 in total.
- **Other Legal Forms:** “Real Estate Activities”, with 721 registrations out of 4,689 in total.

¹ *Note: The data recorded for the economic activity section Agriculture, Forestry and Fishing include farmers subjected to the special regime (of VAT), i.e. farmers who are registered in the tax registry of farmers, having both received subsidies of value less than 5,000 euro during the previous tax year and conducted during the previous tax year, sales of agricultural products of own production, as well as provision of agricultural services of value less than 15,000 euro, to any person.*

Table 1. Number of registrations by Section of Economic Activity (NACE Rev. 2), 1st and 2nd quarter 2022, 2023

ECONOMIC ACTIVITY		STATISTICAL BUSINESS REGISTER (SBR) OF REFERENCE YEAR 2020		Registrations 2 nd quarter 2023/ Number of enterprises SBR 2020 (%)	REGISTRATIONS				Annual Rate of Change (%)		Quarterly Rate of Change (%) 2 nd quarter / 1 st quarter	
Code NACE Rev.2	Description	Number of enterprises	Turnover (in thousand €)		1 st quarter 2022	2 nd quarter 2022	1 st quarter 2023	2 nd quarter 2023	1 st quarter 2023/2022	2 nd quarter 2023/2022	2022	2023
Total		1,393,614	280,436,761	1.9	27,301	25,341	34,213	26,897	25.3	6.1	-7.2	-21.4
A	Agriculture, Forestry and Fishing ⁽¹⁾ of which Farmers subjected to the special regime	520,108 355,135	8,532,037 1,368,635	0.6 0.8	4,132 3,427	3,178 2,737	5,715 4,991	3,208 2,798	38.3 45.6	0.9 2.2	-23.1 -20.1	-43.9 -43.9
B	Mining and Quarrying	587	737,846	0.5	*	*	10	3	*	*	*	-70.0
C	Manufacturing	56,736	53,912,855	1.5	835	795	1,009	854	20.8	7.4	-4.8	-15.4
D	Electricity, Gas, Steam and Air Conditioning Supply	9,700	13,834,835	2.1	674	578	412	206	-38.9	-64.4	-14.2	-50.0
E	Water Supply, Sewerage, Waste Management and Remediation Activities	1,972	1,372,268	1.6	58	51	49	32	-15.5	-37.3	-12.1	-34.7
F	Construction	61,289	10,414,907	3.1	1,782	1,638	2,160	1,887	21.2	15.2	-8.1	-12.6
G	Wholesale and Retail Trade; Repair of Motor Vehicles and Motorcycles	224,729	116,041,031	1.7	3,788	3,335	4,580	3,897	20.9	16.9	-12.0	-14.9
H	Transportation and Storage	59,700	12,992,686	3.3	1,394	1,468	2,138	1,953	53.4	33.0	5.3	-8.7
I	Accommodation and Food Service Activities	104,957	7,046,265	3.0	2,734	3,065	3,623	3,186	32.5	3.9	12.1	-12.1
J	Information and Communication	17,970	10,991,239	5.8	1,126	1,042	1,364	1,049	21.1	0.7	-7.5	-23.1
K	Financial and Insurance Activities	16,827	17,717,380	3.0	571	474	614	501	7.5	5.7	-17.0	-18.4
L	Real Estate Activities	11,646	1,857,592	11.6	1,347	1,467	1,657	1,350	23.0	-8.0	8.9	-18.5
M	Professional, Scientific and Technical Activities	140,889	9,705,952	2.6	4,267	3,614	4,992	3,705	17.0	2.5	-15.3	-25.8
N	Administrative and Support Service Activities	21,844	4,678,486	5.8	1,041	1,126	1,471	1,276	41.3	13.3	8.2	-13.3
O	Public Administration and Defense; Compulsory Social Security	1,070	620,892	4.9	*	*	92	52	*	*	*	-43.5
P	Education	22,073	1,064,895	2.2	528	470	695	480	31.6	2.1	-11.0	-30.9
Q	Human Health and Social Work Activities	59,490	4,389,025	2.0	1,306	1,183	1,515	1,209	16.0	2.2	-9.4	-20.2
R	Arts, Entertainment and Recreation	20,464	3,259,880	4.1	533	683	737	849	38.3	24.3	28.1	15.2
S	Other Service Activities	39,082	1,185,486	2.6	959	924	1,190	1,027	24.1	11.1	-3.6	-13.7
W	Unknown Activity	2,481	81,205	7.0	181	185	190	173	5.0	-6.5	2.2	-8.9

* The data are not disclosed due to statistical confidentiality regarding the protection of the identity of the reporting enterprises.

⁽¹⁾ Note of page 2

Table 2. Number of Registrations by Section of Economic Activity (NACE Rev.2) and Large Geographical Area (NUTS 1 Region), 2nd quarter 2023

ECONOMIC ACTIVITY		Total	LARGE GEOGRAPHICAL AREA			
Code NACE Rev.2	Description		Voreia Ellada	Kentriki Ellada	Attiki	Nissia Aigaiou - Kriti
Total		26,897	6,473	6,009	10,688	3,727
A	Agriculture, Forestry and Fishing ⁽¹⁾	3,208	886	1,299	332	691
	of which Farmers subjected to the special regime	2,798	720	1,131	293	654
B	Mining and Quarrying	3	*	*	-	-
C	Manufacturing	854	222	202	329	101
D	Electricity, Gas, Steam and Air Conditioning Supply	206	60	55	82	9
E	Water Supply, Sewerage, Waste Management and Remediation Activities	32	*	15	*	8
F	Construction	1,887	458	450	682	297
G	Wholesale and Retail Trade; Repair of Motor Vehicles and Motorcycles	3,897	1,159	835	1,489	414
H	Transportation and Storage	1,953	360	308	1,086	199
I	Accommodation and Food Service Activities	3,186	840	856	739	751
J	Information and Communication	1,049	206	145	625	73
K	Financial and Insurance Activities	501	90	64	316	31
L	Real Estate Activities	1,350	200	189	817	144
M	Professional, Scientific and Technical Activities	3,705	833	613	1,938	321
N	Administrative and Support Service Activities	1,276	248	290	517	221
O	Public Administration and Defense; Compulsory Social Security	52	6	*	*	9
P	Education	480	119	89	216	56
Q	Human Health and Social Work Activities	1,209	320	195	558	136
R	Arts, Entertainment and Recreation	849	177	158	400	114
S	Other Service Activities	1,027	253	220	415	139
W	Unknown Activity	173	27	16	117	13

* The data are not disclosed due to statistical confidentiality regarding the protection of the identity of the reporting enterprises.

«-» There are no registrations.

⁽¹⁾ Note of page 2

Table 3. Number of Registrations by Section of Economic Activity (NACE Rev.2) and category of Legal Form, 2nd quarter 2023

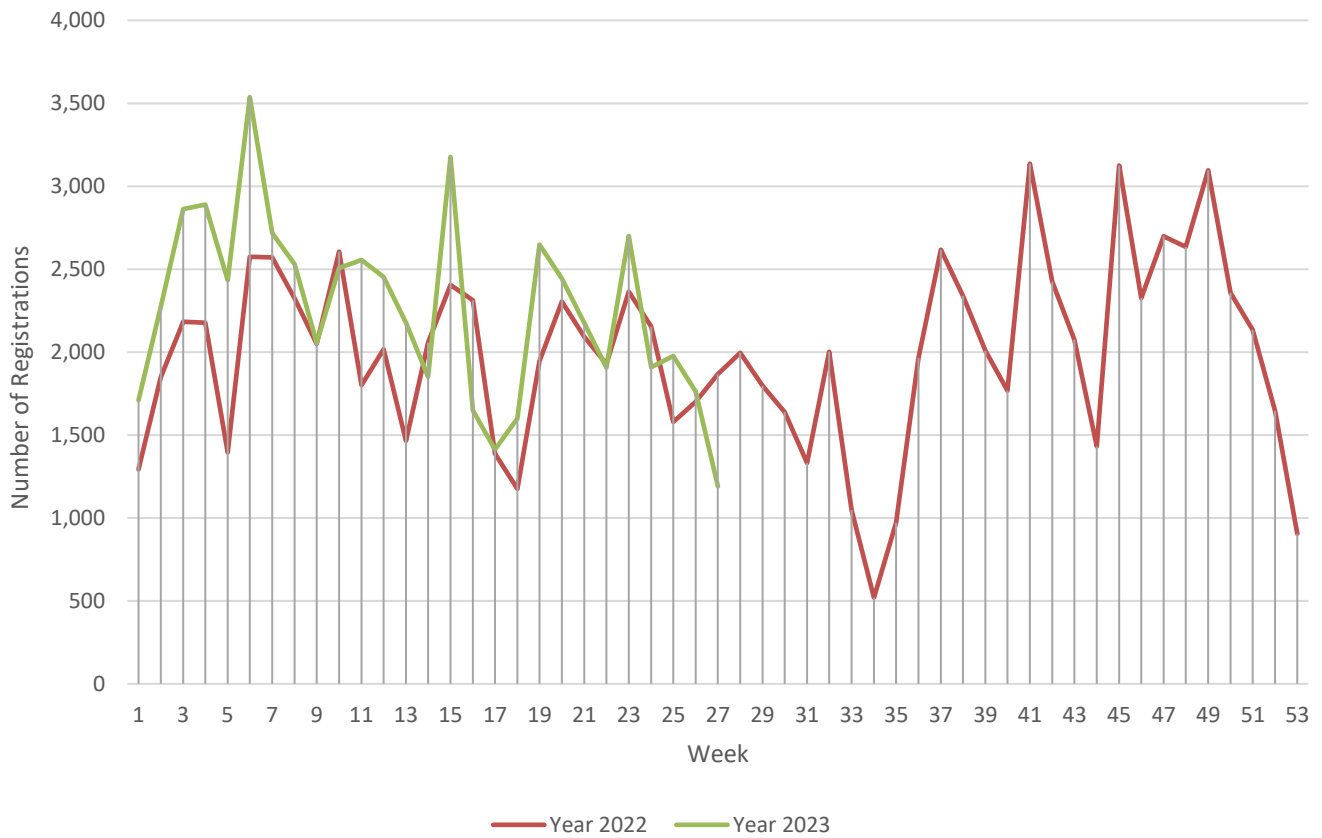
ECONOMIC ACTIVITY		Total	LEGAL FORM CATEGORY			
Code NACE Rev.2	Description		Sole Proprietorship	Partnerships (General partnerships, Limited partnerships)	Capital Enterprises (Limited Liability Company, Société Anonyme (S.A.))	Other Legal Forms (Private Capital Companies (IKE), Joint ventures etc)
Total		26,897	17,998	3,784	426	4,689
A	Agriculture, Forestry and Fishing ⁽¹⁾ of which Farmers subjected to the special	3,208 2,798	3,102 2,798	47 -	3 -	56 -
B	Mining and Quarrying	3	-	-	*	*
C	Manufacturing	854	522	155	19	158
D	Electricity, Gas, Steam and Air Conditioning Supply	206	14	14	29	149
E	Water Supply, Sewerage, Waste Management and Remediation Activities	32	15	7	*	*
F	Construction	1,887	1,112	345	41	389
G	Wholesale and Retail Trade; Repair of Motor Vehicles and Motorcycles	3,897	2,377	794	56	670
H	Transportation and Storage	1,953	1,573	124	9	247
I	Accommodation and Food Service Activities	3,186	1,775	880	27	504
J	Information and Communication	1,049	673	179	15	182
K	Financial and Insurance Activities	501	176	57	47	221
L	Real Estate Activities	1,350	261	248	120	721
M	Professional, Scientific and Technical Activities	3,705	2,857	358	39	451
N	Administrative and Support Service Activities	1,276	807	166	11	292
O	Public Administration and Defense; Compulsory Social Security	52	35	*	*	12
P	Education	480	395	52	*	*
Q	Human Health and Social Work Activities	1,209	967	141	4	97
R	Arts, Entertainment and Recreation	849	606	*	*	134
S	Other Service Activities	1,027	731	106	-	190
W	Unknown Activity	173	-	-	-	173

* The data are not disclosed due to statistical confidentiality regarding the protection of the identity of the reporting enterprises.

«-» There are no registrations.

⁽¹⁾ Note of page 2

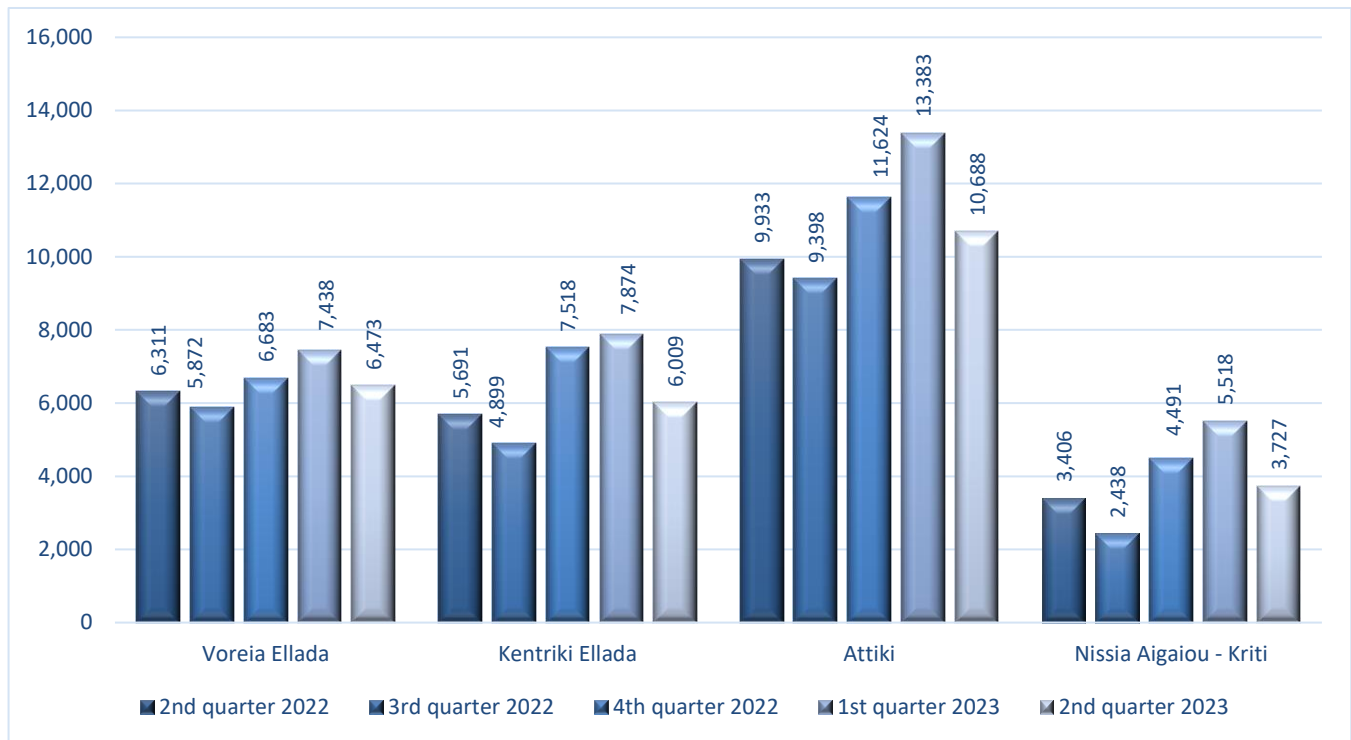
Graph 1. Number of Registrations per week, 1st, 2nd, 3rd and 4th quarter 2022 and 1st, 2nd quarter 2023



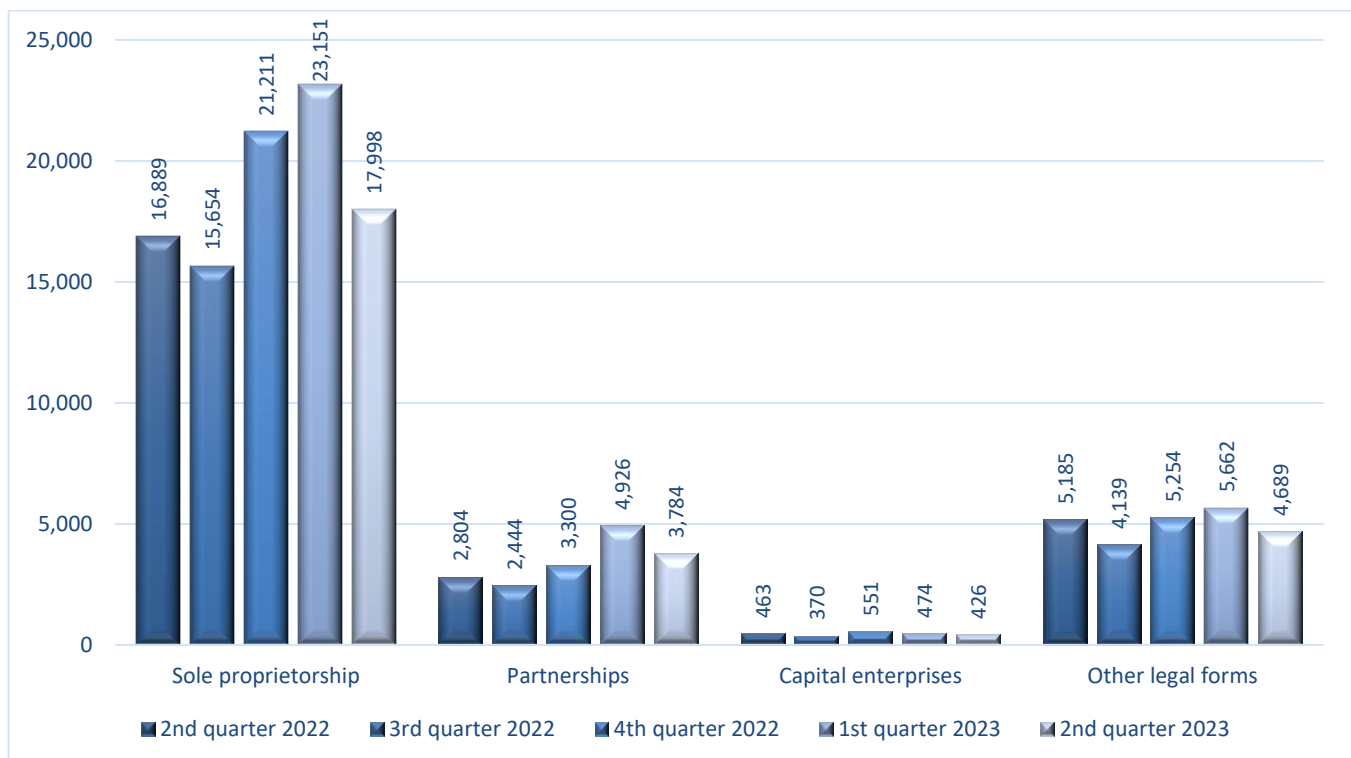
Note:

Information for the determination of the week is available under section "[Methodological Notes](#)", p. 9.

Graph 2. Number of Registrations by Large Geographical Area (NUTS 1), 2nd, 3rd, 4th quarter 2022 and 1st, 2nd quarter 2023



Graph 3. Number of Registrations by category of Legal Form of enterprise, 2nd, 3rd, 4th quarter 2022 and 1st, 2nd quarter 2023



METHODOLOGICAL NOTES

General Information The compilation of the statistical data is made in accordance with the new European Regulation on Business Statistics, which entered into force on the 1st of January 2021 ([Regulation \(EU\) 2019/2152 of the European Parliament and of the Council of 27th November 2019](#)) and is among the key changes introduced by this Regulation for new and high-frequency official business statistics at European level.

The statistical data presented in this announcement refer to business demography and more specifically to the registrations and bankruptcies of enterprises, which are defined as follows:

Registrations: The number of entered legal units in the registration register at any time during the reference quarter, according to the respective administrative or legal procedure.

Bankruptcies: The number of legal units that have started the procedure of being declared bankrupt, by issuing a court declaration, at any time during the reference quarter (which is often provisional and does not always mean cessation of an activity).

Purpose The purpose of the short-term business statistics, is to provide up-to-date and high frequency information on the evolution of business activity and, subsequently, of the economic climate - expectations.

Legal framework Short-term business statistics are compiled in accordance with [Regulation \(EU\) 2019/2152 of the European Parliament and of the Council of 27th November 2019](#), on European business statistics and [Commission Implementing Regulation \(EU\) 2020/1197 of 30th July 2020](#), laying down technical specifications and arrangements pursuant to Regulation (EU) 2019/2152.

Compilation methodology The statistical data have been compiled after processing quarterly data from administrative registers of enterprises, Specifically, information has been used for the date of registration in the register of legal units (Tax Identification Number - TIN), economic activity, geographical code, legal form and business status of the enterprise.

Statistical classifications As regards the economic activities, the European statistical classification of economic activities [NACE Rev.2](#) is used. As regards the geographical representation, the European Nomenclature of territorial units for statistics, NUTS, is used.

Map of the 4 Large Geographical Areas (NUTS 1 Regions) of Greece



Definition of weeks The weeks for the 1st, 2nd, 3rd and 4th quarter 2022 and 1st, 2nd quarter 2023 are defined as follows:

WEEK	2022	2023
1 st	01/01/2022 - 02/01/2022	01/01/2023 - 01/01/2023
2 nd	03/01/2022 - 09/01/2022	02/01/2023 - 08/01/2023
3 rd	10/01/2022 - 16/01/2022	09/01/2023 - 15/01/2023
4 th	17/01/2022 - 23/01/2022	16/01/2023 - 22/01/2023
5 th	24/01/2022 - 30/01/2022	23/01/2023 - 29/01/2023
6 th	31/01/2022 - 06/02/2022	30/01/2023 - 05/02/2023
7 th	07/02/2022 - 13/02/2022	06/02/2023 - 12/02/2023
8 th	14/02/2022 - 20/02/2022	13/02/2023 - 19/02/2023
9 th	21/02/2022 - 27/02/2022	20/02/2023 - 26/02/2023
10 th	28/02/2022 - 06/03/2022	27/02/2023 - 05/03/2023
11 th	07/03/2022 - 13/03/2022	06/03/2023 - 12/03/2023
12 th	14/03/2022 - 20/03/2022	13/03/2023 - 19/03/2023
13 th	21/03/2022 - 27/03/2022	20/03/2023 - 26/03/2023
14 th	28/03/2022 - 03/04/2022	27/03/2023 - 02/04/2023
15 th	04/04/2022 - 10/04/2022	03/04/2023 - 09/04/2023
16 th	11/04/2022 - 17/04/2022	10/04/2023 - 16/04/2023
17 th	18/04/2022 - 24/04/2022	17/04/2023 - 23/04/2023
18 th	25/04/2022 - 01/05/2022	24/04/2023 - 30/04/2023
19 th	02/05/2022 - 08/05/2022	01/05/2023 - 07/05/2023
20 th	09/05/2022 - 15/05/2022	08/05/2023 - 14/05/2023
21 st	16/05/2022 - 22/05/2022	15/05/2023 - 21/05/2023
22 nd	23/05/2022 - 29/05/2022	22/05/2023 - 28/05/2023
23 rd	30/05/2022 - 05/06/2022	29/05/2023 - 04/06/2023
24 th	06/06/2022 - 12/06/2022	05/06/2023 - 11/06/2023
25 th	13/06/2022 - 19/06/2022	12/06/2023 - 18/06/2023
26 th	20/06/2022 - 26/06/2022	19/06/2023 - 25/06/2023
27 th	27/06/2022 - 03/07/2022	26/06/2023 - 30/06/2023
28 th	04/07/2022 - 10/07/2022	
29 th	11/07/2022 - 17/07/2022	
30 th	18/07/2022 - 24/07/2022	
31 st	25/07/2022 - 31/07/2022	
32 nd	01/08/2022 - 07/08/2022	
33 rd	08/08/2022 - 14/08/2022	
34 th	15/08/2022 - 21/08/2022	
35 th	22/08/2022 - 28/08/2022	
36 th	29/08/2022 - 04/09/2022	
37 th	05/09/2022 - 11/09/2022	
38 th	12/09/2022 - 18/09/2022	
39 th	19/09/2022 - 25/09/2022	
40 th	26/09/2022 - 02/10/2022	
41 st	03/10/2022 - 09/10/2022	
42 nd	10/10/2022 - 16/10/2022	
43 rd	17/10/2022 - 23/10/2022	
44 th	24/10/2022 - 30/10/2022	
45 th	31/10/2022 - 06/11/2022	
46 th	07/11/2022 - 13/11/2022	
47 th	14/11/2022 - 20/11/2022	
48 th	21/11/2022 - 27/11/2022	
49 th	28/11/2022 - 04/12/2022	
50 th	05/12/2022 - 11/12/2022	
51 st	12/12/2022 - 18/12/2022	
52 nd	19/12/2022 - 25/12/2022	
53 rd	26/12/2022 - 31/12/2022	

Reference period 2nd quarter 2023

Statistical unit The statistical unit is the legal unit (distinct Tax Identification Numbers - TINs).

References Analytical tables are available on ELSTAT's website (www.statistics.gr), at the following link: <https://www.statistics.gr/en/statistics/-/publication/SBR05/>.