



HELLENIC REPUBLIC  
HELLENIC STATISTICAL AUTHORITY

Piraeus, 17 July 2020

## PRESS RELEASE

### EVOLUTION OF TURNOVER OF ENTERPRISES UNDER SUSPENSION OF OPERATION DUE TO THE PANDEMIC OF THE CORONA VIRUS DISEASE 2019 (COVID-19)

MAY 2020

The Hellenic Statistical Authority (ELSTAT) announces data on the evolution of turnover of the enterprises that were under suspension of operation, on the basis of state order, due to the pandemic of the corona virus disease 2019 (COVID-19) (corresponding link, available only in Greek, [KAD of closed enterprises](#)).

The current publication is a sequel of the relevant Press Releases published by ELSTAT ([PR link](#)), incorporating the most recent data on turnover from Administrative Sources for May 2020. Similar publications have been planned to be issued on a monthly basis, during the whole period in which the recording of the impact of COVID-19 on the performance of Greek enterprises that were under suspension of operation in the framework of the confinement measures will remain relevant and warranted.

In addition, starting from the Press Release published in June 2020, tables and graphs presenting aggregated turnover data for all enterprises and sectors of the economy throughout the period under review have been incorporated, as a comparative basis for the assessment of the effects of COVID-19 pandemic, in terms of turnover rates of change, in total and by sector.

The purpose served by these publications is to both monitor and present the evolution of the basic economic concept of interest (turnover from Administrative Sources) for the enterprises under suspension of operation, in distinct periods ranging from the beginning of the current year (January-February 2020), during the whole period of the implementation of the confinement measures (March-April 2020) and during the period of the gradual lifting of these measures (May 2020 and subsequent months), as well as in comparison with the corresponding months of 2019.

The published data can on the one hand highlight, which enterprises suffered more in terms of turnover decrease during the implementation period of the confinement measures and on the other hand the relative speed at which enterprises recovered upon the gradual lifting of these measures.

Moreover, on the basis of the published data, it can be concluded from the supply side, which enterprises responded – adapted faster to the lifting of the confinement measures and to the operation under the newly imposed conditions due to the pandemic. In parallel, from the demand side, useful conclusions can be drawn indirectly as regards the enterprises that were chosen in priority and more massively by the consumers (natural persons and enterprises) from the beginning of the lifting of the confinement measures, in order to satisfy their basic and other needs.

**Information on methodological issues:**

Business Statistics Division  
Registers and Big Enterprises Section  
Head of Section: Adamantia Georgostathi  
Tel.: +30 213 135 2043  
e-mail: [a.georgostathi@statistics.gr](mailto:a.georgostathi@statistics.gr)

**Information on data provision:**

Tel.: +30 213 135 2022, 2308, 2310  
E-mail: [data.dissem@statistics.gr](mailto:data.dissem@statistics.gr)

More specifically,

Concerning **the enterprises and the activities of the economy as a whole**, the turnover in the first quarter 2020 amounted to 65,044,881 thousand euro, recording a decrease of 2.9% in comparison with the first quarter 2019, when the respective turnover was 66,971,974 thousand euro. The enterprises of the section Water Supply; Sewerage, Waste Management and Remediation Activities, and the enterprises of the section of Agriculture, Forestry and Fishing, recorded the largest increase in turnover, 5.8% and 5.3% respectively, in the first quarter of 2020 compared with the first quarter of 2019. The largest decrease in turnover, between the first quarter of 2020 and the first quarter of 2019 was recorded from the enterprises of the section Arts, Entertainment and Recreation (14.9%), while the respective smallest decrease in turnover was recorded from the enterprises of section Public Administration and Defense; Compulsory Social Security (0.5%) (Table 1a).

For **the enterprises of the economy as a whole, obliged to double-entry accounting bookkeeping**, for which data are available on a monthly basis, the turnover in May 2020 amounted to 15,717,786 thousand euro, recording a decrease of 27.1% in comparison with May 2019, when the respective turnover was 21,554,671 thousand euro. The enterprises of the section Human Health and Social Work Activities recorded an increase in turnover (0.4%) in May 2020 compared with May 2019. The largest decrease in turnover in May 2020 compared with May 2019 was recorded from the enterprises of the section Accommodation and Food and Service Activities (88.7%), while the respective smallest decrease in turnover was recorded from the enterprises of section Professional, Scientific and Technical Activities (1.2%) (Table 1b).

From **the 205,984 enterprises that were under suspension of operation**, the turnover in the first quarter 2020 amounted to 4,159,815 thousand euro, recording a decrease of 11.8% in comparison with the first quarter 2019, when the respective turnover was 4,716,155 thousand euro. The enterprises in the activity classes Education and Activities of Membership Organisations had their turnover increased per 0.6% and 3.1% respectively in the first quarter of 2020 compared with the first quarter of 2019. The largest decrease in turnover, between the first quarter of 2020 and the first quarter of 2019 was recorded from the enterprises of the Accommodation activity class (19.1%), while the respective smallest decrease in turnover was recorded from the enterprises in the activity class Creative Arts and Entertainment Activities (3.5%) (Table 2a).

For **the enterprises under suspension of operation, obliged to double-entry accounting bookkeeping**, for which data are available on a monthly basis, the turnover in May 2020 amounted to 709,442 thousand euro, recording a decrease of 55.8% in comparison with May 2019, when the respective turnover was 1,605,798 thousand euro. The enterprises in the activity class Architectural and Engineering Activities; Technical Testing and Analysis and in the activity class Social Work Activities Without Accommodation had their turnover increased per 24.9% and 18.4% respectively in May 2020 compared with May 2019. The largest decrease in turnover in May 2020 compared with May 2019 was recorded from the enterprises in the activity class Accommodation (97.2%), while the respective smallest decrease in turnover was recorded from the enterprises in the activity class Retail Trade, except of Motor Vehicles and Motorcycles (14.9%) (Table 2b).

**Table 1a.** Turnover (in thousand €), from Administrative Sources, for the Total of Enterprises in the Greek Economy (Statistical Business Register, year 2017), per section of Economic Activity (NACE Rev. 2)

ECONOMIC ACTIVITY	NUMBER OF ENTERPRISES		Turnover (in thousand €)					Rates of change (%) 1 <sup>st</sup> Quarter 2020/2019
	Total	Under suspension of operation	1 <sup>st</sup> Quarter 2019	2 <sup>nd</sup> Quarter 2019	3 <sup>rd</sup> Quarter 2019	4 <sup>th</sup> Quarter 2019	1 <sup>st</sup> Quarter 2020	
<b>A:</b> Agriculture, Forestry and Fishing	528,632		1,286,491	1,513,172	1,471,603	2,427,884	1,354,944	5.3
<b>B:</b> Mining and Quarrying	625		185,939	233,731	205,880	256,817	168,697	-9.3
<b>C:</b> Manufacturing	58,300		14,561,608	16,789,774	16,405,864	16,195,997	14,310,718	-1.7
<b>D:</b> Electricity, Gas, Steam and Air Conditioning Supply	7,326		4,088,401	4,119,678	4,646,414	4,334,450	3,671,446	-10.2
<b>E:</b> Water Supply, Sewerage, Waste Management and Remediation Activities	1,970		402,496	512,229	465,707	537,005	425,861	5.8
<b>F:</b> Construction	62,749		1,720,804	2,429,755	2,365,706	3,240,844	1,693,385	-1.6
<b>G:</b> Wholesale and Retail Trade; Repair of Motor Vehicles and Motorcycles	234,733	59,838	27,176,907	31,484,040	32,010,892	31,971,256	27,521,047	1.3
<b>H:</b> Transportation and Storage	61,152		3,610,776	4,301,832	4,913,025	3,983,941	3,216,978	-10.9
<b>I:</b> Accommodation and Food Service Activities	111,780	92,272	1,264,781	3,293,218	6,332,919	2,159,451	1,115,547	-11.8
<b>J:</b> Information and Communication	17,020	180	2,457,817	3,493,562	2,767,320	3,224,359	2,583,708	5.1
<b>K:</b> Financial and Insurance Activities	16,717		3,501,808	3,431,703	3,598,030	2,490,462	3,671,980	4.9
<b>L:</b> Real Estate Activities	9,673		1,539,477	484,552	539,050	648,718	357,538	*
<b>M:</b> Professional, Scientific and Technical Activities	138,195	250	1,844,699	2,450,671	2,269,171	3,108,953	1,885,573	2.2
<b>N:</b> Administrative and Support Service Activities	20,183	2,208	1,132,896	1,834,873	2,445,052	1,675,013	1,056,197	-6.8
<b>O:</b> Public Administration and Defense; Compulsory Social Security	989		89,272	96,915	101,332	149,638	88,802	-0.5
<b>P:</b> Education	20,517	18,222	85,162	142,784	122,331	164,737	85,876	0.8
<b>Q:</b> Human Health and Social Work Activities	57,629	1,311	477,749	511,085	469,112	585,764	490,953	2.8
<b>R:</b> Arts, Entertainment and Recreation	20,857	12,976	1,272,525	1,305,141	1,381,220	1,464,004	1,082,708	-14.9
<b>S:</b> Other Service Activities	37,574	18,727	252,725	326,769	363,812	371,924	244,032	-3.4
<b>W:</b> Unknown Activity	8,749		19,640	44,772	40,546	26,491	18,889	-3.8
<b>Total</b>	<b>1,415,370</b>	<b>205,984</b>	<b>66,971,974</b>	<b>78,800,256</b>	<b>82,914,986</b>	<b>79,017,708</b>	<b>65,044,881</b>	<b>-2.9</b>

**Notes:**

- Enterprises with single-entry accounting bookkeeping are obliged to submit data to tax authorities on a quarterly basis, while enterprises with double-entry accounting bookkeeping are obliged to submit data on a monthly basis. Therefore, for the total of enterprises, data are available only on a quarterly basis.
- Any differences between the sum of the individual amounts and the amounts listed as totals are due to rounding.

\* The comparison is not possible due to extraordinary transactions of enterprises of the section, included in February's 2019 data (1<sup>st</sup> Quarter 2019).

**Table 1b.** Turnover (in thousand €), from Administrative Sources, for the Total of Enterprises in the Greek Economy (Statistical Business Register, year 2017), obliged to double-entry accounting bookkeeping, per section of Economic Activity (NACE Rev. 2)

ECONOMIC ACTIVITY		Turnover (in thousand €)				Rates of change %	
Code NACE Rev.2	Description	April 2019	May 2019	April 2020	May 2020	April 2020/2019	May 2020/2019
<b>A</b>	Agriculture, Forestry and Fishing	181,892	180,697	161,872	151,857	-11.0	-16.0
<b>B</b>	Mining and Quarrying	77,078	70,264	57,751	53,792	-25.1	-23.4
<b>C</b>	Manufacturing	5,314,411	5,374,481	3,543,382	3,937,797	-33.3	-26.7
<b>D</b>	Electricity, Gas, Steam and Air Conditioning Supply	1,375,841	1,321,896	1,187,114	1,117,676	-13.7	-15.4
<b>E</b>	Water Supply, Sewerage, Waste Management and Remediation Activities	197,397	136,330	112,761	126,716	-42.9	-7.1
<b>F</b>	Construction	607,462	571,882	436,100	436,758	-28.2	-23.6
<b>G</b>	Wholesale and Retail Trade; Repair of Motor Vehicles and Motorcycles	7,942,678	8,124,742	5,672,390	6,566,549	-28.6	-19.2
<b>H</b>	Transportation and Storage	1,055,082	1,031,844	541,885	643,479	-48.6	-37.6
<b>I</b>	Accommodation and Food Service Activities	332,760	657,496	48,223	74,432	-85.5	-88.7
<b>J</b>	Information and Communication	1,240,379	910,108	711,845	779,808	-42.6	-14.3
<b>K</b>	Financial and Insurance Activities	770,312	1,353,179	676,592	612,857	-12.2	-54.7
<b>L</b>	Real Estate Activities	124,760	145,238	80,740	93,611	-35.3	-35.5
<b>M</b>	Professional, Scientific and Technical Activities	472,268	480,172	396,738	474,476	-16.0	-1.2
<b>N</b>	Administrative and Support Service Activities	429,577	523,021	241,987	244,917	-43.7	-53.2
<b>O</b>	Public Administration and Defense; Compulsory Social Security	25,635	23,025	21,865	22,130	-14.7	-3.9
<b>P</b>	Education	22,199	27,175	17,511	16,760	-21.1	-38.3
<b>Q</b>	Human Health and Social Work Activities	130,497	133,546	101,266	134,141	-22.4	0.4
<b>R</b>	Arts, Entertainment and Recreation	382,367	432,566	25,566	188,728	-93.3	-56.4
<b>S</b>	Other Service Activities	37,072	46,885	26,534	37,887	-28.4	-19.2
<b>W</b>	Unknown Activity	13,703	10,125	394	3,414	-97.1	-66.3
<b>Total</b>		<b>20,733,370</b>	<b>21,554,671</b>	<b>14,062,516</b>	<b>15,717,786</b>	<b>-32.2</b>	<b>-27.1</b>

**Table 2a.** Turnover (in thousand €) from Administrative Sources for the Total of Enterprises under Suspension of Operation, per Economic Activity Class (NACE Rev. 2)

ECONOMIC ACTIVITY		Turnover (in thousand €)					Rates of change (%) 1 <sup>st</sup> Quarter 2020/2019
Code NACE Rev.2	Description	1 <sup>st</sup> Quarter 2019	2 <sup>nd</sup> Quarter 2019	3 <sup>rd</sup> Quarter 2019	4 <sup>th</sup> Quarter 2019	1 <sup>st</sup> Quarter 2020	
47	Retail trade, except of motor vehicles and motorcycles	1,977,151	2,537,197	2,813,400	3,014,612	1,777,493	-10.1
55	Accommodation	266,260	1,778,933	3,894,207	789,952	215,395	-19.1
56	Food and beverage service activities	932,560	1,369,141	2,186,615	1,255,018	841,693	-9.7
59	Motion picture, video and television programme production, sound recording and music publishing activities	17,961	15,752	16,921	23,245	15,567	-13.3
71	Architectural and engineering activities; technical testing and analysis	23,621	28,426	29,145	28,751	21,702	-8.1
77	Rental and leasing activities	13,777	22,948	34,236	21,337	12,651	-8.2
82	Office administrative, office support and other business support activities	62,789	46,698	42,306	67,378	55,311	-11.9
85	Education	83,061	141,253	119,913	160,078	83,561	0.6
88	Social work activities without accommodation	12,538	11,399	12,012	13,243	10,868	-13.3
90	Creative, arts and entertainment activities	37,675	58,885	44,074	53,825	36,349	-3.5
91	Libraries, archives, museums and other cultural activities	22,147	27,757	26,728	31,353	18,599	-16.0
92	Gambling and betting activities	1,077,587	1,058,726	1,101,384	1,226,744	904,553	-16.1
93	Sports activities and amusement and recreation activities	107,688	127,500	180,916	115,447	99,161	-7.9
94	Activities of membership organisations	3,305	4,235	5,515	6,655	3,406	3.1
96	Other personal service activities	78,035	100,334	102,841	101,810	63,506	-18.6
<b>Total</b>		<b>4,716,155</b>	<b>7,329,184</b>	<b>10,610,213</b>	<b>6,909,448</b>	<b>4,159,815</b>	<b>-11.8</b>

**Note:**

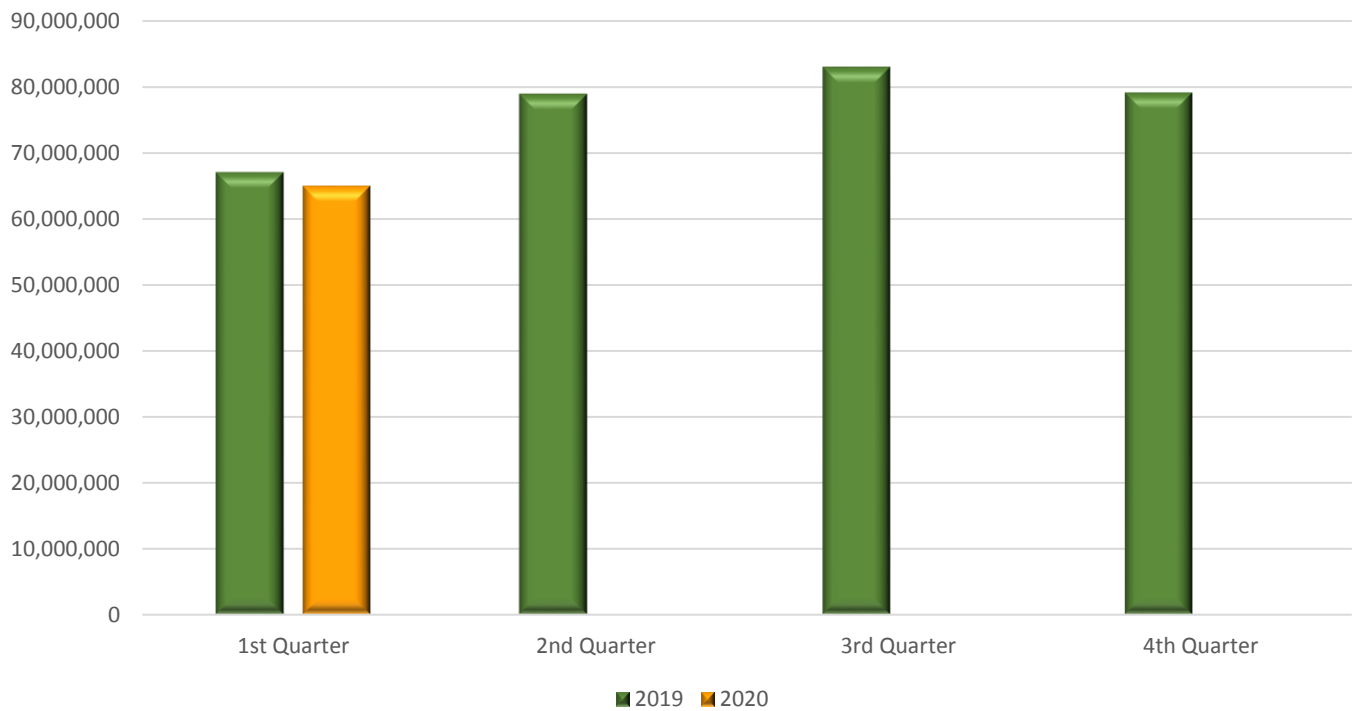
Enterprises with single-entry accounting bookkeeping are obliged to submit data to tax authorities on a quarterly basis, while enterprises with double-entry accounting bookkeeping are obliged to submit data on a monthly basis. Therefore, for the total of enterprises, data are available only on a quarterly basis.

**Table 2b.** Turnover (in thousand €) from Administrative Sources for Enterprises under Suspension of Operation, obliged to double-entry accounting bookkeeping, per Economic Activity Class (NACE Rev. 2)

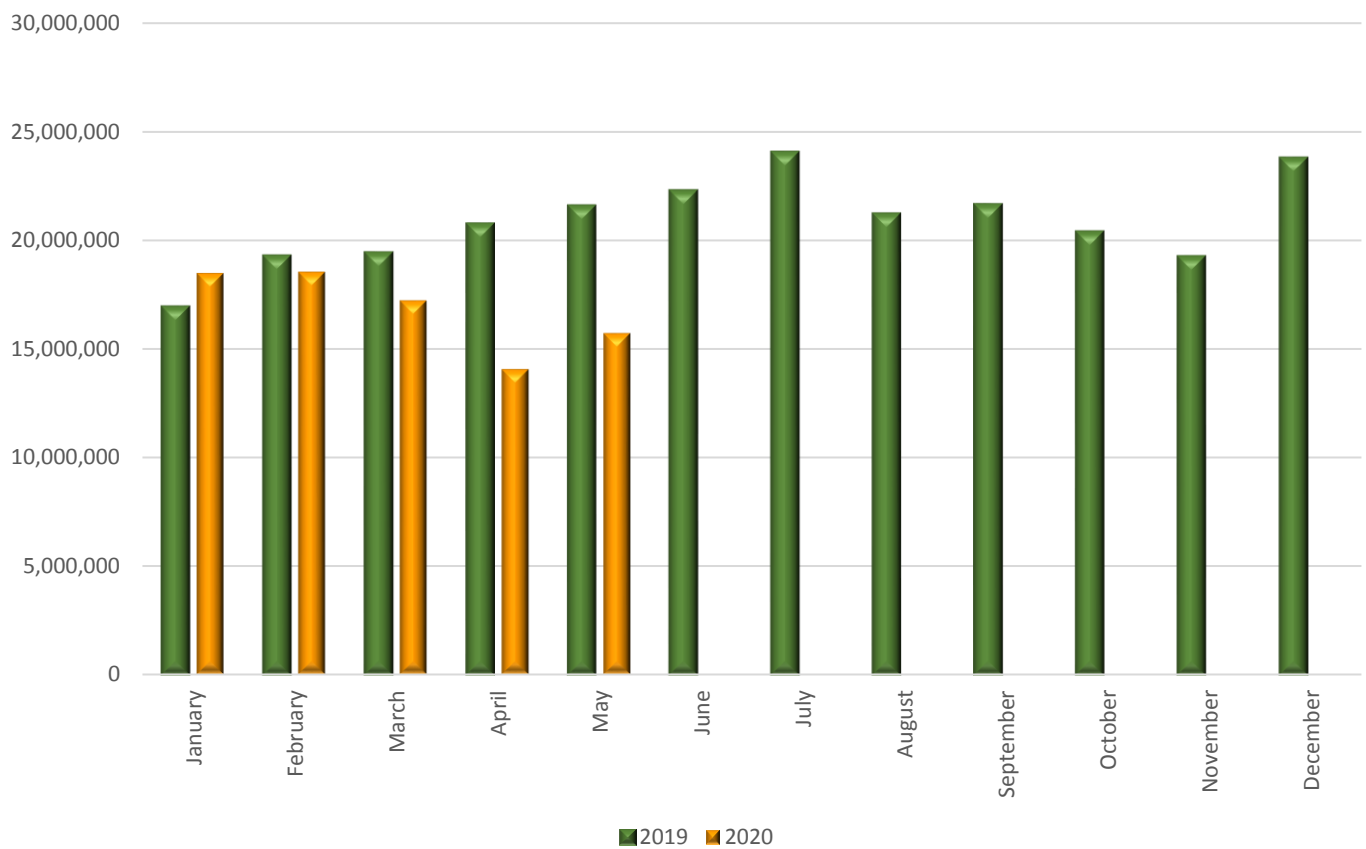
ECONOMIC ACTIVITY		Turnover (in thousand €)				Rates of change %	
Code NACE Rev.2	Description	April 2019	May 2019	April 2020	May 2020	April 2020/2019	May 2020/2019
47	Retail trade, except of motor vehicles and motorcycles	506,430	497,361	165,733	423,225	-67.3	-14.9
55	Accommodation	209,346	503,002	15,782	14,178	-92.5	-97.2
56	Food and beverage service activities	101,033	116,001	25,274	50,168	-75.0	-56.8
59	Motion picture, video and television programme production, sound recording and music publishing activities	5,191	4,455	153	284	-97.1	-93.6
71	Architectural and engineering activities; technical testing and analysis	7,204	8,326	310	10,402	-95.7	24.9
77	Rental and leasing activities	1,619	2,489	814	1,200	-49.7	-51.8
82	Office administrative, office support and other business support activities	9,094	11,836	1,608	2,040	-82.3	-82.8
85	Education	22,134	27,079	17,278	16,407	-21.9	-39.4
88	Social work activities without accommodation	3,310	2,828	3,351	3,347	*	18.4
90	Creative, arts and entertainment activities	12,482	16,518	4,054	7,576	-67.5	-54.1
91	Libraries, archives, museums and other cultural activities	4,245	4,094	1,530	2,464	-64.0	-39.8
92	Gambling and betting activities	338,904	378,020	12,931	165,938	-96.2	-56.1
93	Sports activities and amusement and recreation activities	21,483	28,851	4,516	9,258	-79.0	-67.9
94	Activities of membership organisations	715	252	548	78	-23.4	-69.0
96	Other personal service activities	4,090	4,686	636	2,877	-84.4	-38.6
<b>Total</b>		<b>1,247,280</b>	<b>1,605,798</b>	<b>254,518</b>	<b>709,442</b>	<b>-79.6</b>	<b>-55.8</b>

\* The comparison is not possible due to extraordinary transactions of enterprises of the class, included in April's 2020 data.

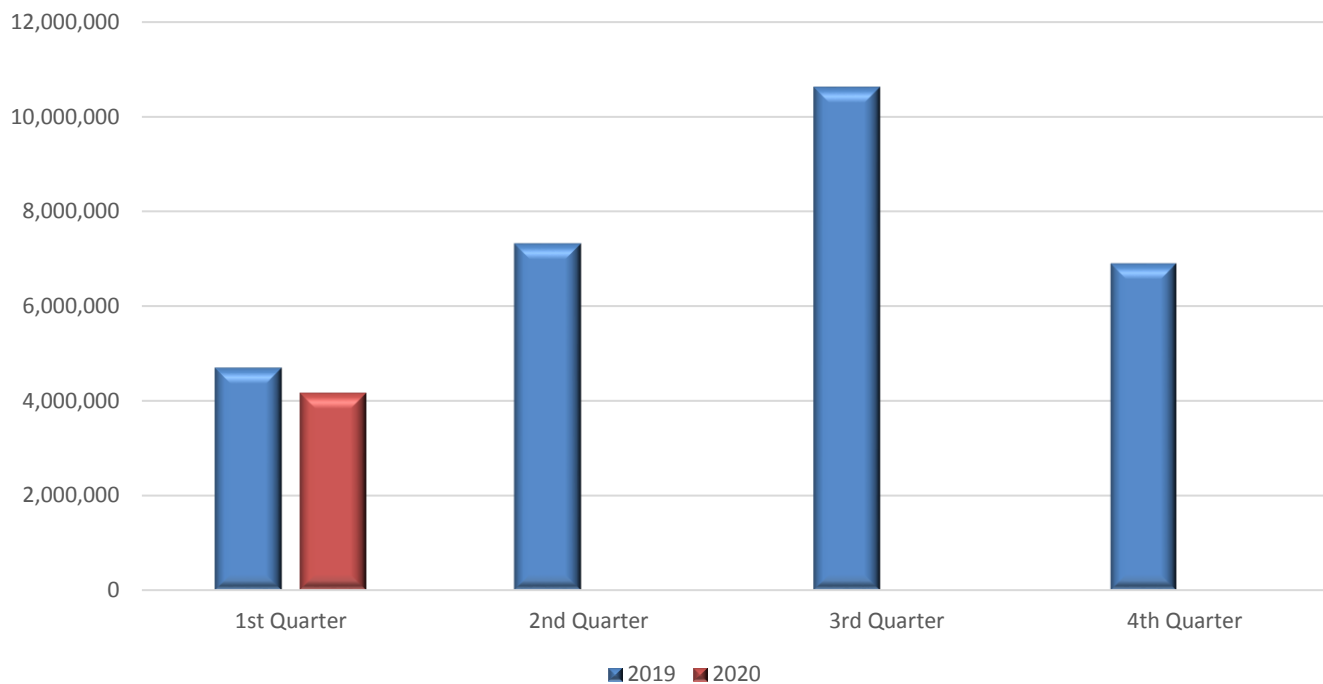
**Graph 1. Turnover (in thousand €), for the Total of Enterprises in the Greek Economy**



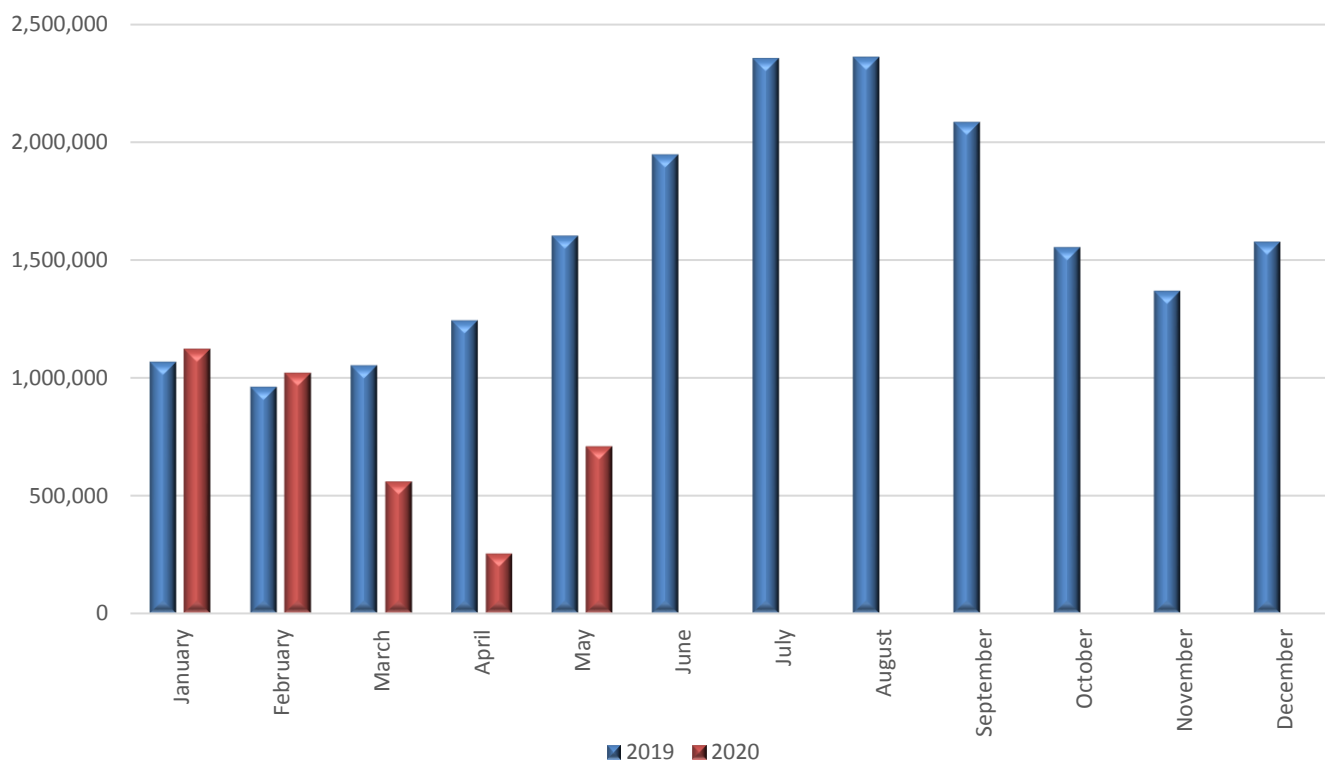
**Graph 2. Turnover (in thousand €) only for the Total of Enterprises in the Greek Economy obliged to Double-entry Accounting Bookkeeping (monthly data submission)**



**Graph 3. Turnover (in thousand €), for the Total of Enterprises under Suspension of Operation**



**Graph 4. Turnover (in thousand €) only of Enterprises under Suspension of Operation obliged to Double-entry Accounting Bookkeeping (monthly data submission)**





## METHODOLOGICAL NOTES

**Generally** The present Press Release provides statistical data on enterprises classified in the economic activity classes that were or are under suspension of operation on the basis of state order, due to the pandemic of the corona virus disease 2019 (COVID-19), (relevant link from the Ministry of Finance webpage, available only in Greek, [KAD of closed enterprises](#)).

These statistical data have been compiled on the basis of the linking and processing of primary data from the following sources:

- The most recent published Statistical Business Register of ELSTAT, of the reference year 2017.
- Administrative registers of enterprises, of the reference year 2019.
- Administrative transactions files (tax, etc) of the reference years 2019 and 2020.

In particular, the following primary data have been used per source:

- Active enterprises and the economic activity class from the Statistical Business Register of the reference year 2017.
- The population of legal units (VAT number) classified in KAD (Codes of Activity) with temporary suspension of operation, from administrative registers of enterprises, of year 2019.
- Income data from administrative transaction files of the years 2019 and 2020.

It has to be noted, that after the process of matching the KAD codes to the classes of the Statistical Classification of Economic Activities (NACE Rev. 2), for which a total (referring to all the underlying activities) or a partial suspension of operation is applied for the enterprises that are classified to them on the basis of state order, follows the linking with the data of the Statistical Business Register of the year 2017, which is the main reference framework for the current Press Release. This linking leads to different results as regards the share of enterprises under suspension of operation per economic activity class NACE Rev.2, (mainly, because there are enterprises that were operating during the whole or part of the year 2017 and they were closed from 2018 onwards).

**Statistical classifications** For the economic activities, the European statistical classification of economic activities NACE Rev. 2 is used. It is noted that an automatic transition from KAD to codes of NACE Rev. 2 classification was applied on the basis of valid correspondence rules.

**Reference Period** May 2020

**Statistical unit** The statistical unit is the legal unit (distinct VAT numbers).

**Comparability** The announced statistical data are comparable with the data of the most recent Statistical Business Register of ELSTAT, of the reference year 2017 (relevant link from the webpage of ELSTAT, where tables and information on the methodology applied are provided [Statistical Business Register](#)).

**References** Analytical tables are available under ELSTAT's website ([www.statistics.gr](http://www.statistics.gr)) at the following link: <https://www.statistics.gr/en/statistics/-/publication/SBR02/>

## ANNEX

List of Codes of National Activities (KAD), for which suspension of operation holds, which correspond to part of classes of specific divisions of the Statistical Classification of Economic Activities (NACE Rev. 2)

Statistical Classification of Economic Activities (NACE Rev. 2)		Codes of National Activities (KAD) for which suspension of operation holds		
Divisions	Classes	4dgt codes	6dgt, 8dgt codes	Exceptions from 4-digit KAD for which suspension of operation holds
47	4711			
47	4719	4719		47.19.10.01, 47.19.10.02
47	4721			
47	4722			
47	4723			
47	4724			
47	4725			
47	4726			
47	4729			
47	4730			
47	4741	4741		
47	4742	4742		
47	4743	4743		
47	4751	4751		
47	4752	4752		
47	4753	4753		
47	4754	4754		
47	4759	4759		
47	4761	4761		
47	4762		47.62.63	
47	4763	4763		
47	4764	4764		
47	4765	4765		
47	4771	4771		
47	4772	4772		
47	4773			
47	4774			
47	4775	4775		47.75.76.19
47	4776	4776		47.76.77.02, 47.76.77.04, 47.76.77.05, 47.76.77.06 47.76.77.07, 47.76.77.08, 47.76.77.09, 47.76.77.13 47.76.77.14, 47.76.77.15, 47.76.77.16, 47.76.77.17 47.76.77.18, 47.76.77.19, 47.76.77.20 47.76.78, 47.76.79
47	4777	4777		
47	4778	4778		47.78.84, 47.78.85 47.78.87, 47.78.88
47	4779	4779		
47	4781			
47	4782	4782		
47	4789	4789		
47	4791			
47	4799			
55	5510	5510		
55	5520	5520		
55	5530	5530		
55	5590			
56	5610	5610		
56	5621	5621		
56	5629		56.29.20.02	
56	5629		56.29.20.04	
56	5629		56.29.20.05	
56	5630	5630		
59	5911			
59	5912			
59	5913			
59	5914	5914		
59	5920			

Statistical Classification of Economic Activities (NACE Rev. 2)		Codes of National Activities (KAD) for which suspension of operation holds		
Divisions	Classes	4dgt codes	6dgt, 8dgt codes	Exceptions from 4-digit KAD for which suspension of operation holds
71	7111			
71	7112			
71	7120		71.20.14	
77	7711			
77	7712			
77	7721	7721		
77	7722	7722		
77	7729	7729		
77	7731			
77	7732			
77	7733			
77	7734			
77	7735			
77	7739			
77	7740			
82	8211			
82	8219			
82	8220			
82	8230	8230		
82	8291			
82	8292			
82	8299			
85	8510	8510		
85	8520	8520		
85	8531	8531		
85	8532	8532		
85	8541	8541		
85	8542	8542		
85	8551	8551		
85	8552	8552		
85	8553	8553		
85	8559	8559		
85	8560	8560		
88	8810	8810		
88	8891	8891		
88	8899			
90	9001			
90	9002	9002		
90	9003			
90	9004	9004		
91	9101	9101		
91	9102	9102		
91	9103	9103		
91	9104	9104		
92	9200	9200		92.00.14, 92.00.21
93	9311	9311		
93	9312	9312		
93	9313	9313		
93	9319	9319		
93	9321	9321		
93	9329	9329		

Statistical Classification of Economic Activities (NACE Rev. 2)		Codes of National Activities (KAD) for which suspension of operation holds		
Divisions	Classes	4dgt codes	6dgt, 8dgt codes	Exceptions from 4-digit KAD for which suspension of operation holds
94	9411			
94	9412			
94	9420			
94	9491			
94	9492			
94	9499		94.99.16.01	
94	9499		94.99.16.02	
96	9601			
96	9602	9602		
96	9603			
96	9604	9604		
96	9609		96.09.19.06	
96	9609		96.09.19.08	
96	9609		96.09.19.09	
96	9609		96.09.19.12	
96	9609		96.09.19.16	
96	9609		96.09.19.17	