



## PRESS RELEASE

### ISSUING OF MOTOR VEHICLE LICENSES: MARCH 2018

The Hellenic Statistical Authority announces that in March 2018, 19,024 road motor cars (both new and used from abroad) were put into circulation for the first time, recording a 23.9% increase compared with the corresponding month of 2017 when the number of road motor cars was 15,350. In March 2017, a 43.5% increase had been observed in comparison with the corresponding month of 2016 (Table 1, Graphs 1,2,3,5). A total number of 11,741 new cars were put into circulation in March 2018 compared with 10,003 in March 2017, recording a 17.4% increase.

The new motorcycles (over 50cc) that were put into circulation for the first time in March 2018 amounted to 2,553, against 2,600 in 2017, thus recording a 1.8% decrease. In March 2017, a 1.2% increase had been observed in comparison with the corresponding month of 2016 (Table 1, Graph 4). Out of the above motorcycles 2,288 were new, while the corresponding figure in March 2017 was 2,331, recording a 1.8% decrease.

During the period January - March 2018, 51,246 road motor cars (both new and used from abroad) were put into circulation for the first time, representing an increase of 33.3% compared to the corresponding period of 2017 when the number of road motor cars was 38,452. During the period January - March 2017 an increase of 35.6% had been observed in comparison with the corresponding period of 2016 (Table 3, Graphs 6,7). Out of the above number of road motor cars that were put into circulation, from January to March 2018, 28,709 were new, while the corresponding number during the respective period of 2017 was 22,912, recording an increase of 25.3%.

During the period January - March 2018 the circulation of new motorcycles (over 50cc) amounted to 6,051 against 4,729 in 2017, thus representing a 28.0% increase. A decrease of 27.4% had been observed during the period January - March 2017 in comparison with the corresponding period of 2016 (Table 3, Graphs 6,7). A total number of 5,406 new motorcycles were put into circulation, from January to March 2018, compared with 4,141 during the corresponding period of 2017, recording a 30.5% increase.

**Information:**

*Trade and Services Statistics Division  
Transport, Communications and Mass Media Section*

Argyro Ntalli

Tel: +30 213 1352499

FAX: +30 213 135 2496

[E-mail : a.ntalli@statistics.gr](mailto:a.ntalli@statistics.gr)

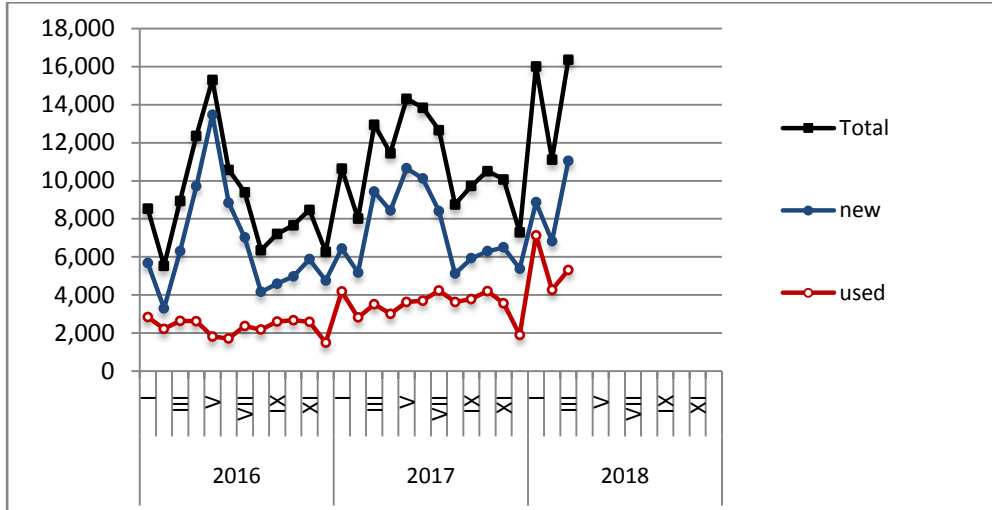
**Table 1. Road motor vehicles, both new and used, put into circulation for the first time in Greece: March 2016 - 2018**

Category of Road Motor Vehicles	March									Change (%)					
	2016			2017			2018			2017/2016			2018/2017		
	Total	New	Used	Total	New	Used	Total	New	Used	Total	New	Used	Total	New	Used
<b>Greece, total</b>															
Road Motor Vehicles,total	13,269	9,070	4,199	17,950	12,334	5,616	21,577	14,029	7,548	35.3%	36.0%	33.7%	20.2%	13.7%	34.4%
1. Road motor cars	10,699	6,689	4,010	15,350	10,003	5,347	19,024	11,741	7,283	43.5%	49.5%	33.3%	23.9%	17.4%	36.2%
Passenger Cars	8,948	6,305	2,643	12,949	9,435	3,514	16,360	11,049	5,311	44.7%	49.6%	33.0%	26.3%	17.1%	51.1%
Buses	100	14	86	115	16	99	128	30	98	15.0%	14.3%	15.1%	11.3%	87.5%	-1.0%
Lorries	1,651	370	1,281	2,286	552	1,734	2,536	662	1,874	38.5%	49.2%	35.4%	10.9%	19.9%	8.1%
2. Motorcycles > 50 cc	2,570	2,381	189	2,600	2,331	269	2,553	2,288	265	1.2%	-2.1%	42.3%	-1.8%	-1.8%	-1.5%
<b>Prefecture of Attica</b>															
Road Motor Vehicles,total	7,263	5,941	1,322	9,754	8,051	1,703	12,226	9,729	2,497	34.3%	35.5%	28.8%	25.3%	20.8%	46.6%
1. Road motor cars	6,057	4,757	1,300	8,628	6,958	1,670	10,950	8,498	2,452	42.4%	46.3%	28.5%	26.9%	22.1%	46.8%
Passenger Cars	5,654	4,629	1,025	7,935	6,673	1,262	10,152	8,108	2,044	40.3%	44.2%	23.1%	27.9%	21.5%	62.0%
Buses	34	6	28	43	12	31	55	16	39	26.5%	100.0%	10.7%	27.9%	33.3%	25.8%
Lorries	369	122	247	650	273	377	743	374	369	76.2%	123.8%	52.6%	14.3%	37.0%	-2.1%
2. Motorcycles > 50 cc	1,206	1,184	22	1,126	1,093	33	1,276	1,231	45	-6.6%	-7.7%	50.0%	13.3%	12.6%	36.4%

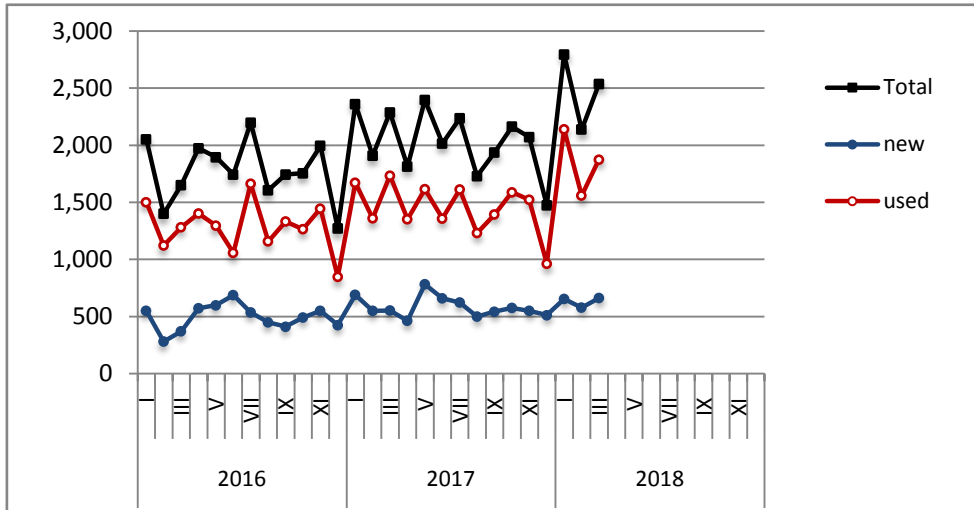
**Table 2. Road motor vehicles, both new and used, put into circulation for the first time in Greece: April 2016 - March 2018**

<b>Table 2. Road motor vehicles, both new and used, put into circulation for the first time in Greece: April 2016 - March 2018</b>									
Category of Road Motor Vehicles	Average Apr. 2016 - Mar. 2017			Average Apr. 2017 - Mar. 2018			Change (%)		
							Average Apr. 2017 - Mar. 2018 / Average Apr. 2016 - Mar. 2017		
	Total	New	Used	Total	New	Used	Total	New	Used
<b>Greece, total</b>									
Road Motor Vehicles,total	15,111	10,908	4,203	16,795	10,925	5,870	11.1%	0.2%	39.7%
1. Road motor cars	11,584	7,607	3,977	14,047	8,416	5,631	21.3%	10.6%	41.6%
Passenger Cars	9,600	7,047	2,553	11,848	7,809	4,039	23.4%	10.8%	58.2%
Buses	90	18	72	89	15	74	-1.1%	-16.7%	2.8%
Lorries	1,894	542	1,352	2,110	592	1,518	11.4%	9.2%	12.3%
2. Motorcycles > 50 cc	3,527	3,301	226	2,748	2,509	239	-22.1%	-24.0%	5.8%

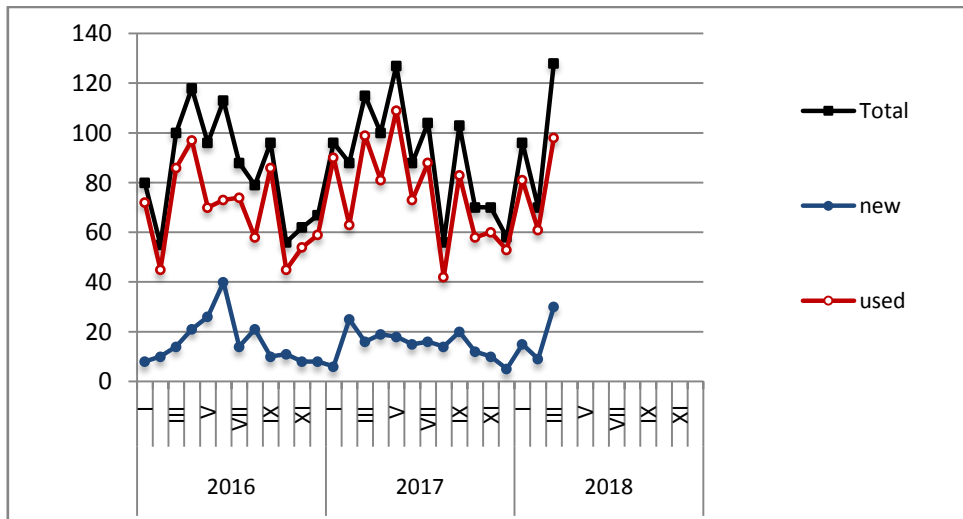
**Graph 1: Passenger Cars (January 2016 - March 2018)**



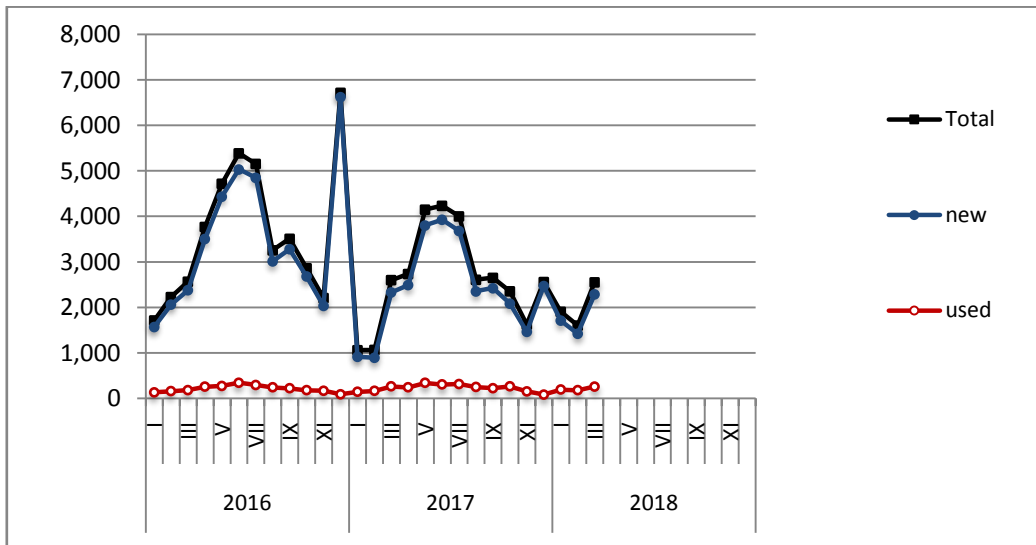
**Graph 2: Lorries ( January 2016 - March 2018)**



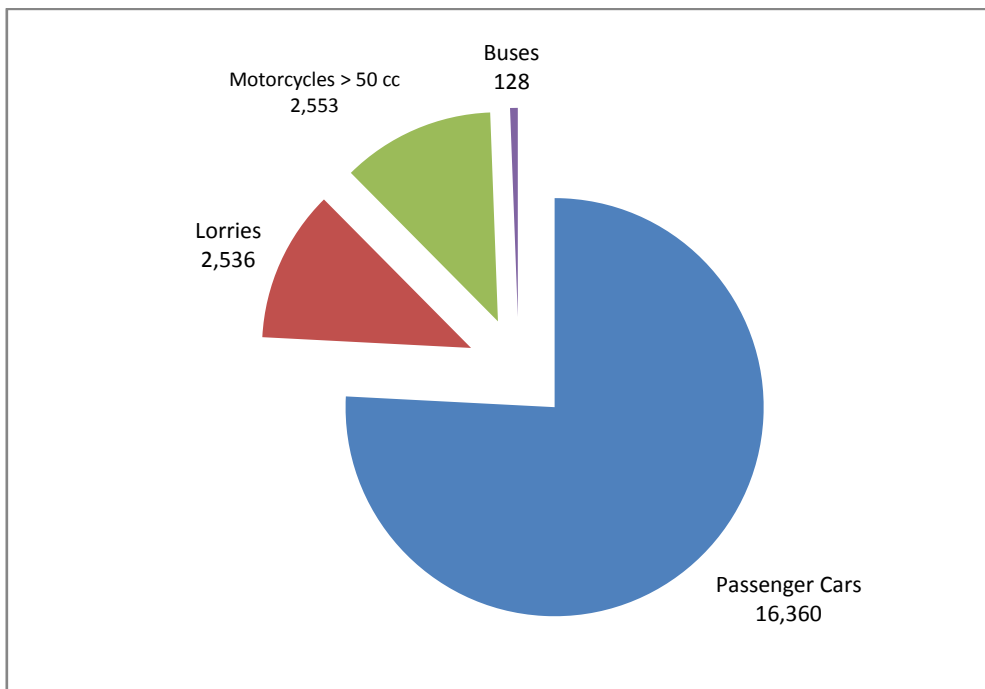
**Graph 3: Buses (January 2016 - March 2018)**



**Graph 4: Motorcycles (January 2016 - March 2018)**



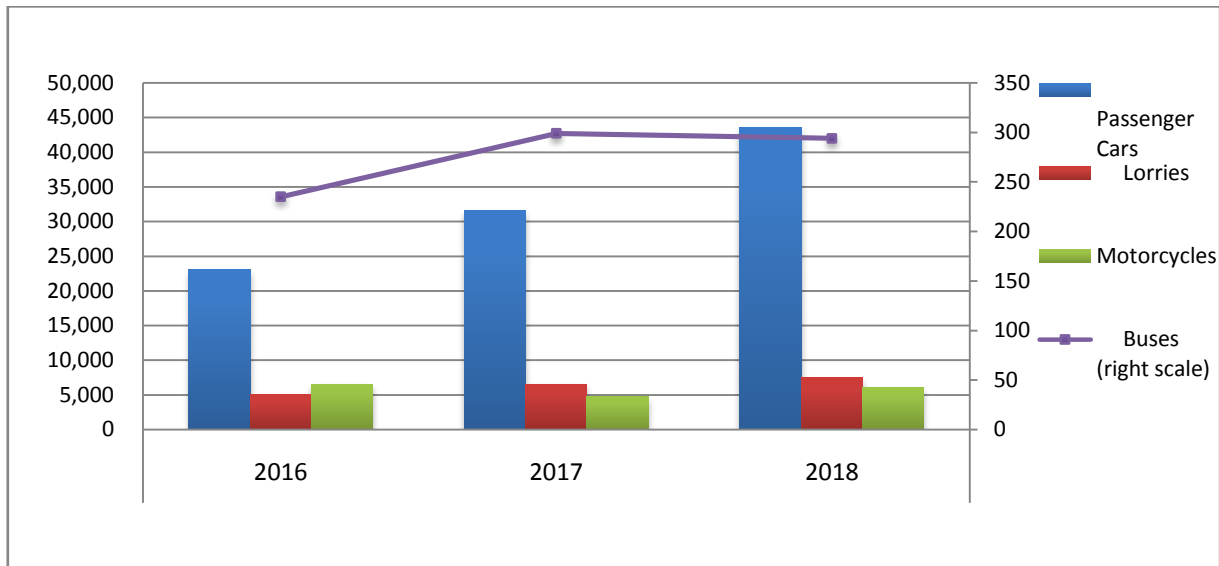
**Graph 5: New Registrations of Motor Vehicles (March 2018)**



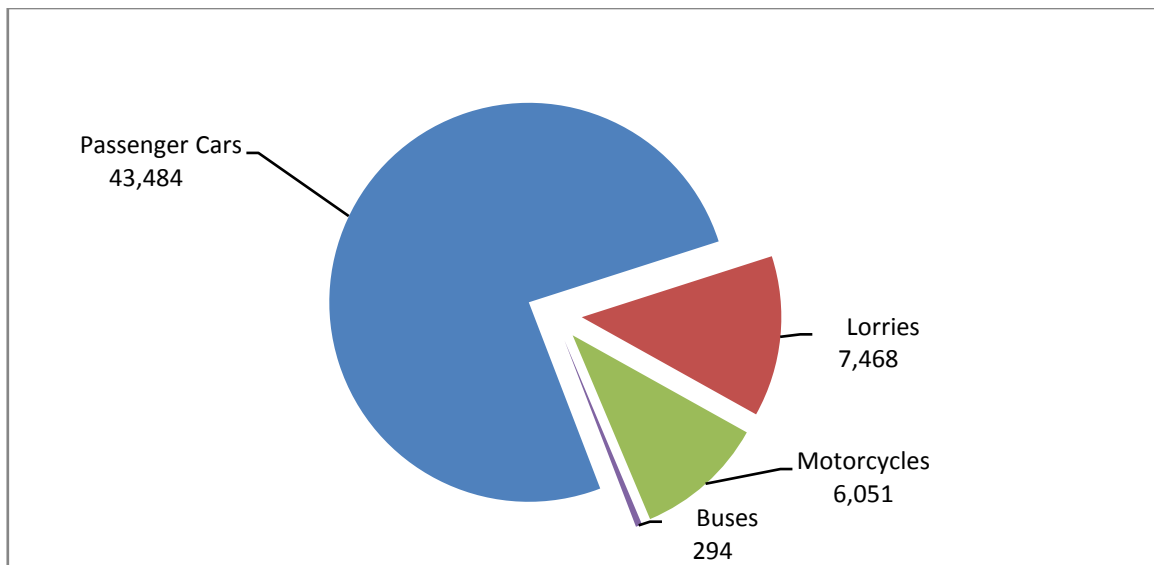
**Table 3. Road motor vehicles, both new and used, put into circulation for the first time in Greece: Jan. 2016 - Mar. 2018**

Category of Road Motor Vehicles	January - March									Change (%)					
	2016			2017			2018			2017/2016			2018/2017		
	Total	New	Used	Total	New	Used	Total	New	Used	Total	New	Used	Total	New	Used
<b>Greece, total</b>															
Road Motor Vehicles, total	34,866	22,551	12,315	43,181	27,053	16,128	57,297	34,115	23,182	23.8%	20.0%	31.0%	32.7%	26.1%	43.7%
1. Road motor cars	28,354	16,532	11,822	38,452	22,912	15,540	51,246	28,709	22,537	35.6%	38.6%	31.4%	33.3%	25.3%	45.0%
Passenger Cars	23,015	15,299	7,716	31,599	21,075	10,524	43,484	26,759	16,725	37.3%	37.8%	36.4%	37.6%	27.0%	58.9%
Buses	235	32	203	299	47	252	294	54	240	27.2%	46.9%	24.1%	-1.7%	14.9%	-4.8%
Lorries	5,104	1,201	3,903	6,554	1,790	4,764	7,468	1,896	5,572	28.4%	49.0%	22.1%	13.9%	5.9%	17.0%
2. Motorcycles > 50 cc	6,512	6,019	493	4,729	4,141	588	6,051	5,406	645	-27.4%	-31.2%	19.3%	28.0%	30.5%	9.7%
<b>Prefecture of Attica</b>															
Road Motor Vehicles, total	17,833	14,219	3,614	22,509	17,742	4,767	30,074	22,848	7,226	26.2%	24.8%	31.9%	33.6%	28.8%	51.6%
1. Road motor cars	14,565	11,022	3,543	20,183	15,504	4,679	26,909	19,802	7,107	38.6%	40.7%	32.1%	33.3%	27.7%	51.9%
Passenger Cars	13,299	10,505	2,794	18,257	14,554	3,703	24,724	18,809	5,915	37.3%	38.5%	32.5%	35.4%	29.2%	59.7%
Buses	79	13	66	96	30	66	113	32	81	21.5%	130.8%	0.0%	17.7%	6.7%	22.7%
Lorries	1,187	504	683	1,830	920	910	2,072	961	1,111	54.2%	82.5%	33.2%	13.2%	4.5%	22.1%
2. Motorcycles > 50 cc	3,268	3,197	71	2,326	2,238	88	3,165	3,046	119	-28.8%	-30.0%	23.9%	36.1%	36.1%	35.2%

**Graph 6. New Motor Vehicles Circulation Licenses: January 2016 - March 2018**



**Graph 7. New Registrations of Motor Vehicles January - March 2018**

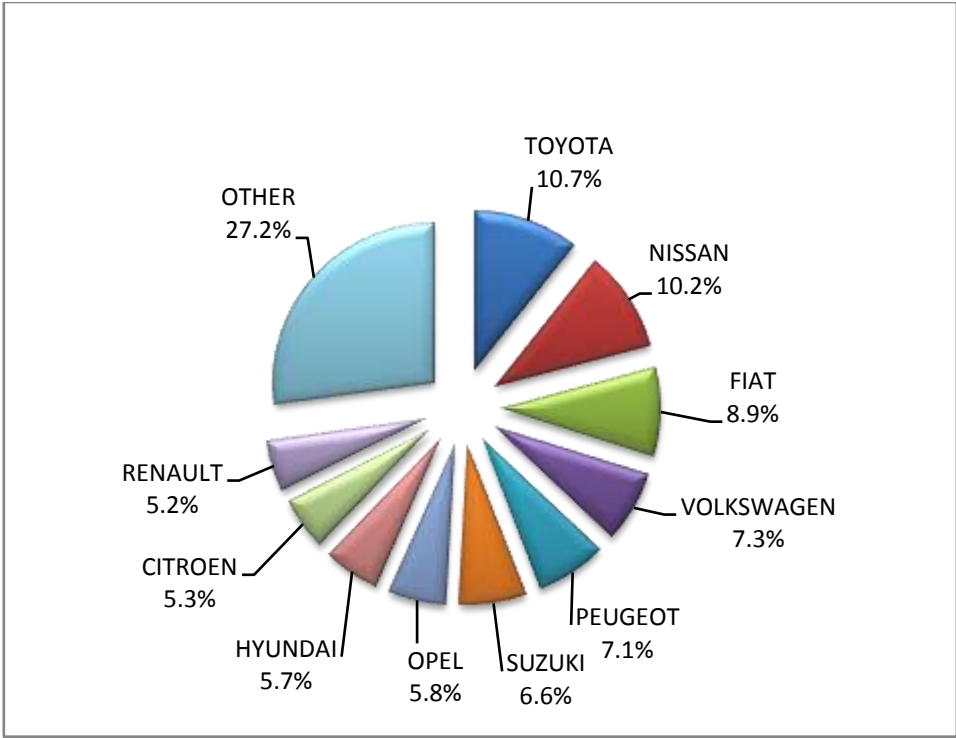


**Table 4. Sales of new and used passenger cars by make: March 2018 and January - March 2018**

Make	Passenger cars			
	March		January - March	
	new	used	new	used
ALFA ROMEO	43	10	121	34
AUDI	206	47	661	173
AUSTIN	-	1	-	1
AUTOBIANCHI	-	2	-	2
BMW	510	87	908	300
BRM	-	4	-	4
CHANGAN CO	-	-	-	1
CHEVROLET	-	59	-	228
CHRYSLER	-	2	-	10
CITROEN	591	219	1,345	699
DACIA	43	22	194	59
DAIHATSU	-	41	-	172
FIAT	982	357	1,838	1,177
FORD	529	382	1,332	1,162
GENERAL MOTORS	-	1	-	9
GM KOREA	-	5	-	23
HONDA	53	92	176	265
HYUNDAI	631	216	1,473	690
JAGUAR	-	1	-	6
JEEP	101	-	291	-
KIA	198	72	637	191
LADA	-	1	-	2
LAMBORGHINI	-	-	-	1
LANCIA	-	32	-	82
LAND ROVER	38	17	73	50
MASERATI	-	1	1	2
MAZDA	-	43	1	141
MERCEDES	407	343	1,043	928
MINI	-	1	-	4
MITSUBISHI	30	65	95	219
MORGAN	-	1	-	1
NISSAN	1,130	338	2,474	1,004
OPEL	637	684	1,925	2,185
PEUGEOT	789	176	2,224	607
PORSCHE	12	9	24	25
RENAULT	570	240	1,205	751
ROVER	-	-	-	3
SAAB	-	1	-	4
SEAT	259	31	655	118
SKODA	448	85	1,030	230
SMART	-	156	-	430
SSANGYONG	-	-	4	3
SUBARU	6	4	16	17
SUZUKI	731	199	1,502	637
TESLA	1	-	1	-
TOYOTA	1,179	1,028	3,114	3,357
TRIUMPH	-	3	-	3
VOLKSWAGEN	807	208	2,053	649
VOLVO	118	22	342	52
M.N.I.*	-	3	1	14
<b>TOTAL</b>	<b>11,049</b>	<b>5,311</b>	<b>26,759</b>	<b>16,725</b>

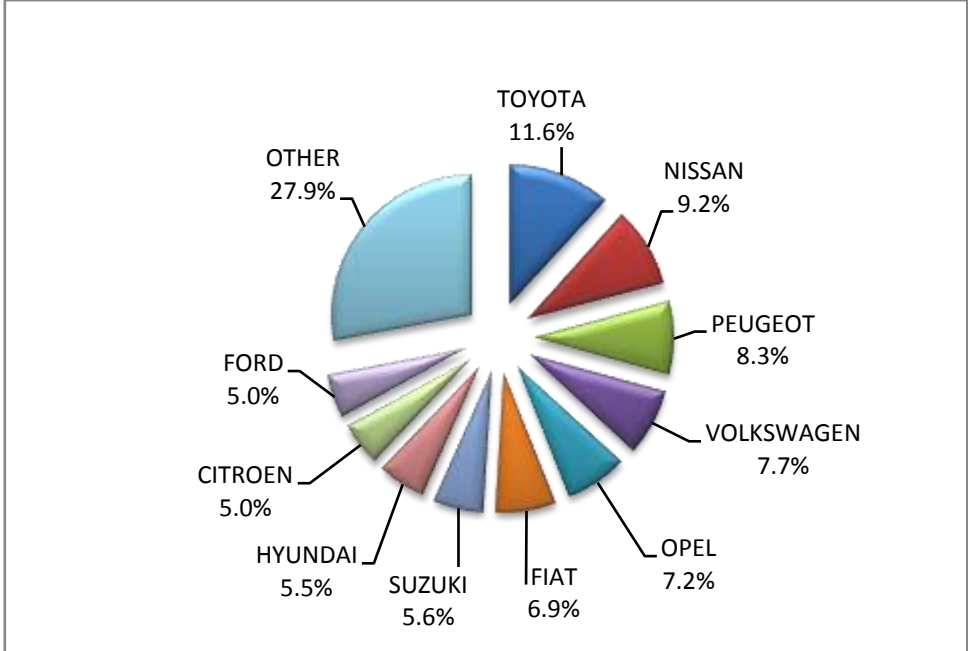
\*Make Not Identified

**Graph 8. Sales of new passenger cars by make (March 2018)**



The graph presents the main makes in terms of volume of sales

**Graph 9. Sales of new passenger cars by make (January - March 2018)**



The graph presents the main makes in terms of volume of sales

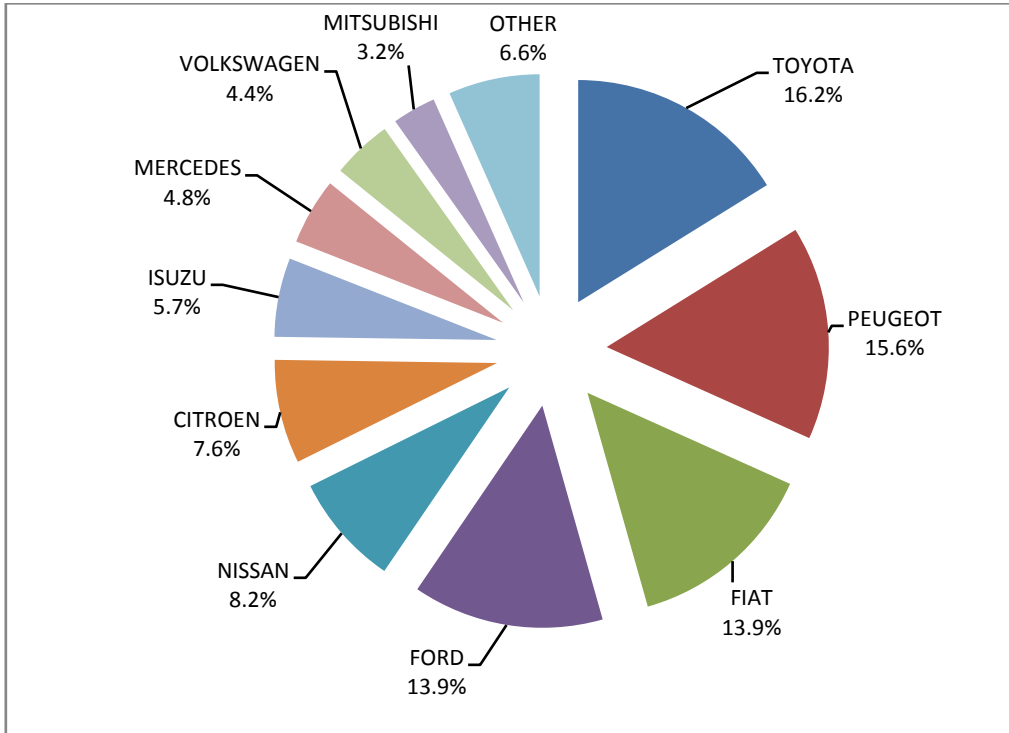
**Table 5. Sales of new and used lorries by make: March 2018 and January - March 2018**

Make	Lorries			
	March		January - March	
	new	used	new	used
CADILLAC	-	-	-	1
CHEVROLET	-	-	-	1
CHRYSLER	-	1	-	2
CITROEN	50	67	106	170
DAB SILKEBORG	-	-	-	1
DACIA	6	3	18	5
DAF	-	31	2	111
DAIHATSU	-	1	-	1
DODGE	-	1	-	4
DYNA TRAILERS S.A.	2	-	21	-
FIAT	92	247	255	710
FORD	92	183	326	555
GONOW	-	-	-	1
GREAT WALL MOTOR COMP	-	1	-	2
HYUNDAI	-	5	1	21
ISUZU	38	18	73	65
IVECO	2	39	4	79
KIA	-	1	-	2
LAND ROVER	-	-	-	2
MAHINDRA & MAHI	-	1	-	2
MAN	-	64	8	180
MAZDA	2	35	2	109
MERCEDES	32	396	111	1,179
MITSUBISHI	21	60	54	195
MMC SITTIPOL	-	6	1	14
MOT. IBERICA SA	-	-	-	1
NISSAN	54	129	151	375
OPEL	16	97	42	279
PEUGEOT	103	52	243	157
PIAGGIO	1	5	5	14
PSAUS	-	1	-	1
RENAULT	12	105	49	324
SCAM SRL	-	-	-	1
SCANIA	1	42	5	130
SEAT	-	2	-	4
SKODA	-	6	-	19
SMYRLIADIS	-	-	2	-
SSANGYONG MOTOR	-	-	-	3
STEYER	-	-	-	1
SUZUKI	-	-	-	1
TECMEC A.E.B.E.	1	-	2	-
TGS	-	-	2	-
TOYOTA	107	80	260	240
VOLKSWAGEN	29	108	141	354
VOLVO	1	83	9	244
M.N.I*	-	4	3	12
<b>TOTAL</b>	<b>662</b>	<b>1,874</b>	<b>1,896</b>	<b>5,572</b>

\*Make Not Identified

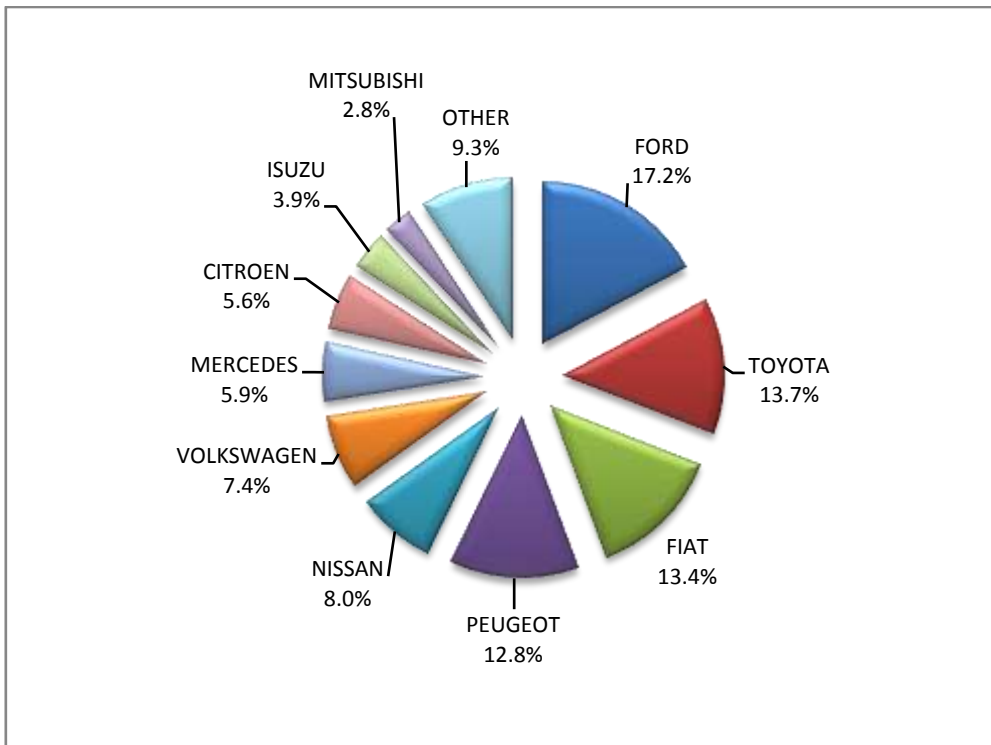


**Graph 10. Sales of new lorries by make (March 2018)**



The graph presents the main makes in terms of volume of sales

**Graph 11. Sales of new lorries by make (January - March 2018)**



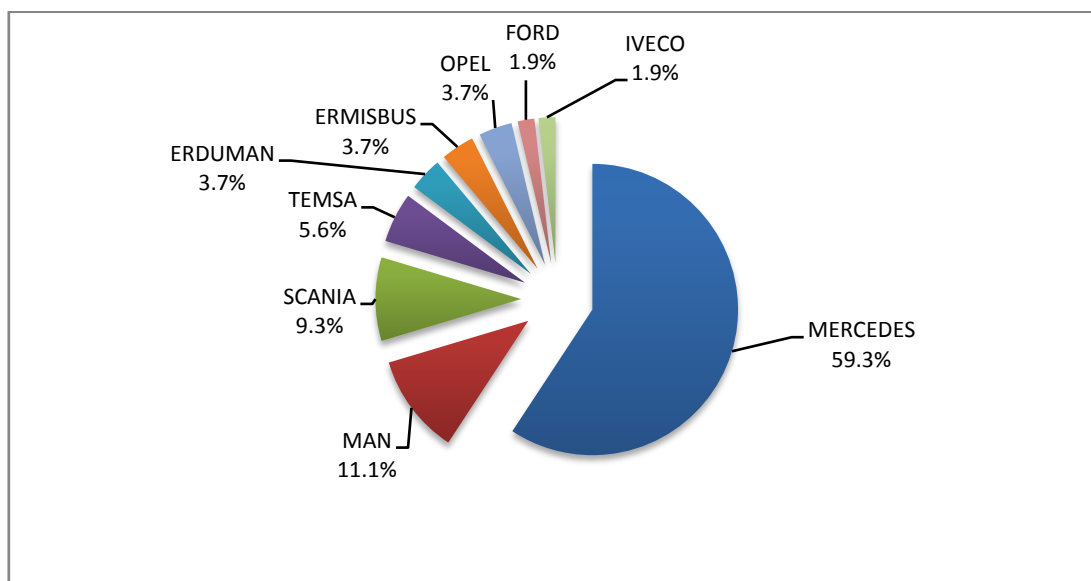
The graph presents the main makes in terms of volume of sales

**Table 6. Sales of new and used buses by make: March 2018 and January - March 2018**

Make	Buses			
	March		January - March	
	new	used	new	used
BOVA	-	3	-	6
DAF	-	1	-	1
ERDUMAN	-	-	2	-
ERMISBUS	2	-	2	-
EVOBUS	-	7	-	21
FIAT	-	-	-	3
FORD	1	1	1	7
IRISBUS	-	-	-	1
IRIZAR	-	-	-	1
IVECO	-	1	1	1
ISUZU	-	-	-	1
KASSBOHRER	-	1	-	2
MAN	5	3	6	12
MERCEDES	19	58	32	124
NEOPLAN	-	3	-	10
OPEL	1	-	2	-
RENAULT	-	1	-	4
SCANIA	2	1	5	8
SETRA	-	7	-	11
TEMSA	-	3	3	7
VAN HOOL	-	-	-	5
VOLKSWAGEN	-	2	-	4
VOLVO	-	4	-	8
XIAMEN KING LONG UNIT	-	-	-	1
M.N.I*	-	2	-	2
<b>TOTAL</b>	<b>30</b>	<b>98</b>	<b>54</b>	<b>240</b>

\*Make Not Identified

**Graph 12. Sales of new buses by make (January -March 2018)**



**Table 7. Sales of new and used motorcycles by make or manufacturer: March and January - March 2018**

Make	Motorcycles			
	March		January - March	
	new	used	new	used
APRILIA	-	5	-	8
ARTIC CAT,MASSEY FERG	-	-	-	2
BMW	75	12	171	29
BAJAJ	1	-	2	-
BENZHO VEHICLE	-	-	-	1
BRIXTON	21	-	33	-
CHANGZHOU	9	4	18	18
CHINA JIALING	-	-	2	-
CHONGOING	7	-	16	2
DAELIM	3	-	11	1
DAYTONA MOTORS	9	-	22	-
DUCATI	20	3	32	4
GAS GAS	3	1	6	1
GONOW	-	-	-	1
GORGOLIS S.A	-	1	3	1
GUANGDONG TAYO	-	-	1	-
GUANGZHOU	-	-	1	-
HAOJIANG, ZONTES, TAY	4	-	15	-
HARLEY DAVIDSON	10	2	30	9
HONDA	249	53	625	124
INDIAN MOTORCYCLE	5	-	11	-
JIANGMEN DA CHA	7	-	20	-
JIANGSU	6	-	8	-
JINCHENG	-	-	1	-
JINLANG,ZIPP,HORS,IVA	2	-	3	-
JONWAY ITALIA	-	-	-	1
JONWAY,SHENKE,HUIBANG	-	-	1	-
KAWASAKI	22	5	50	14
KEEWAY	6	-	19	-
KL SRL	-	-	1	-
KTM	43	2	104	6
KWANG YANG	25	32	67	64
LIFAN INDUSTRY	1	-	8	-
LIFENG GROUP CO	-	-	-	1
LINHAI	-	-	1	-
LINHAI, KUBA, LHY	4	-	5	-
LONCIN,KINLON,LONGTIN	6	-	6	-
LUOYANG NORTHEM	234	1	578	2
MALAGUTI SPA	-	2	-	4
MBK INDUSTRIE	81	10	149	30
MG MOTO	3	-	9	-
MGK HM	198	-	470	-
MOTO GUZZI	-	1	-	1
MOTOR SPA	2	-	10	-
MV AGUSTA	1	1	4	1
NINGBO LONGJIA	6	-	15	-
NIPPI	-	1	-	1
PEUGEOT	16	-	30	-
PIAGGIO	265	36	610	87
PIAGGIO VIETNAM	207	-	391	2
PK IRBIT MOTORCYCLE	-	-	1	-
PLANT	-	-	-	-
QINGQI, KADIRGA	8	-	13	-
QUADRO TECNOLOGIE SRL	-	1	-	1

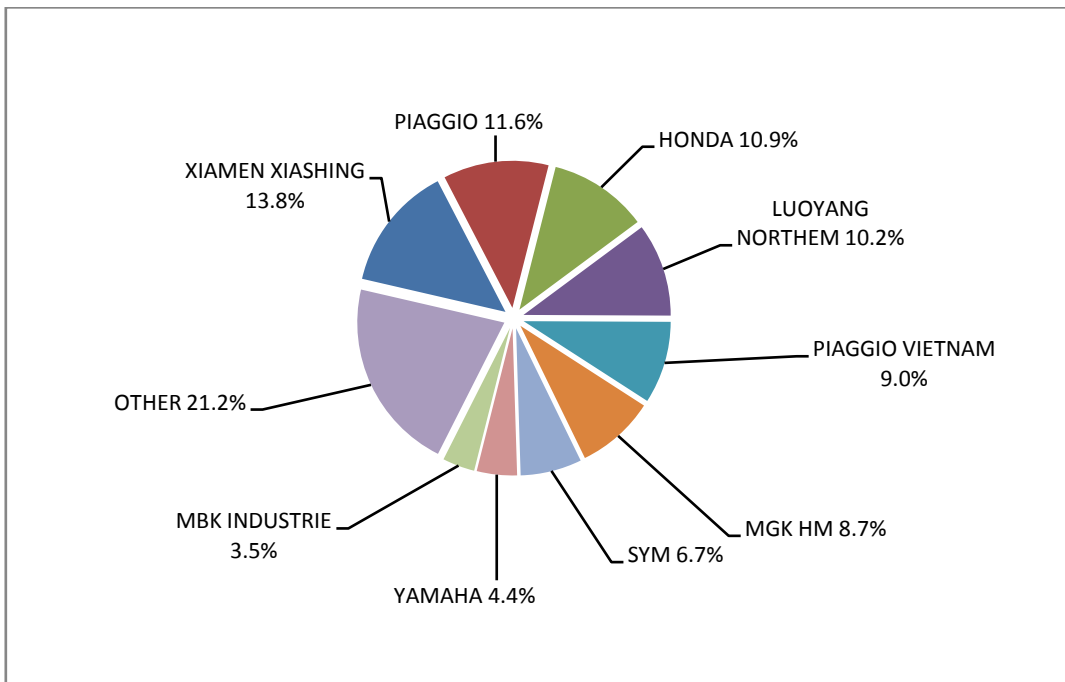
Table 7 (cont.)

## Sales of new and used motorcycles by make or manufacturer: March and January - March 2018

RIYA,HONLING,YAMAKOYO	-	-	1	-
SANYANG	-	8	-	17
SANYOU,CHUANGTAI	1	-	1	-
SHANYANG,ATLAS PANTHE	5	-	13	-
SHINERAY	5	-	6	-
SINNIS	-	-	-	1
SKY TEAM	4	-	15	-
SUNDIRO HONDA M	-	1	2	1
SUZUKI	30	16	88	48
SYM	154	-	376	1
THAI YAMAHA MOT	3	4	10	7
TIANYING,RIYA,QISHENG	2	-	11	-
TRIUMPH	4	2	34	2
WILDCAT	-	-	1	-
WUYANG-HONDA MO	1	1	1	3
XGJAO,KAISAR,SKYJET,S	2	-	2	-
XIAMEN XIASHING	315	3	736	4
YAMAHA	101	50	289	125
YINGANG, MOTORAN, CLE	8	-	10	-
YINXIANG,KENBO,JLM,FE	1	-	1	-
ZHEJIANG	11	-	25	-
ZHEJIANG CFMOTO	-	-	-	1
ZHONGNENG INDUSTRY	-	-	1	-
ZHUZHOU JIANSHE	-	-	-	1
ZONGSHEN INDUST	-	-	4	2
ZONGSHEN, ZIP STAR, Z	2	1	5	1
M.N.I*	80	6	201	15
<b>TOTAL</b>	<b>2,288</b>	<b>265</b>	<b>5,406</b>	<b>645</b>

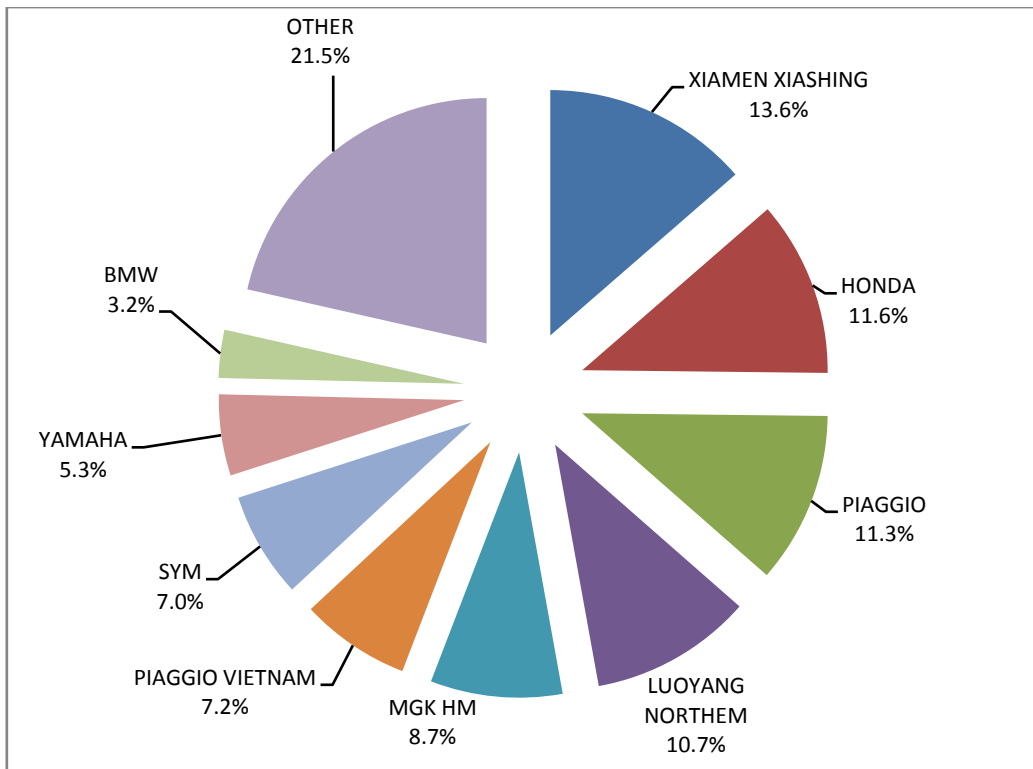
\*Make Not Identified

**Graph 13. Sales of new motorcycles (March 2018)**



The graph presents the main makes in terms of volume of sales

**Graph 14. Sales of new motorcycles (January - March 2018)**



The graph presents the main makes in terms of volume of sales

## EXPLANATORY NOTES

<b>Survey on the issuing of new road motor vehicle circulation licenses</b>	The survey on the issuing of new motor vehicle circulation licenses is a census survey. The released data give information, at country level, on the brand and type of the motor vehicle, as well as whether it is new or used. The survey does not include vehicles that move on rails, trolley busses, agricultural tractors and machinery. In addition, the following are excluded: all motor vehicles of the Armed Forces, Police, Fire Brigade, State Services, Diplomatic Corps, Foreign Missions, and Invalids of Wars, as well as motorcycles with a cylinder capacity less than 50 cc.
<b>Legal basis</b>	Law 3832/2010
<b>Reference Period</b>	March 2018
<b>Coverage</b>	The production of monthly data is based on the registers held by the Ministry of Infrastructure, Transport and Networks, which records all the monthly changes observed in the vehicle registration licenses at country level.
<b>Definitions</b>	<p><b>Road motor vehicle</b> is any vehicle that, irrespective of the number of wheels, is moved by an engine and is designed to transport persons or cargo or both of them, either they are on the same single vehicle or on a trailer carried by the main motor vehicle.</p> <p><b>New</b> road motor vehicle is any motor vehicle that is registered for the first time in Greece during the reference month and has not been put into circulation in any other country.</p> <p><b>Used</b> motor vehicle is any motor vehicle that is registered for the first time in Greece and has been imported as a used one from abroad</p> <p><b>Passenger motor vehicle:</b> it is a motor vehicle designed to carry mostly people, having no more than 9 seats, including the driver's seat.</p> <p><b>Bus:</b> it is a motor vehicle, which is designed to carry mostly people, having more than 10 seats, including the driver's seat. (In the corresponding tables of this Press Release, this category also includes articulated buses.)</p> <p><b>Lorry:</b> it is motor vehicle designed to carry mostly cargo. (In the corresponding tables of this Press Release, this category also includes tractors, tow trucks, articulated tractors, and trucks with trailers).</p> <p><b>Motorcycle:</b> any two-wheeled motor vehicle, with or without sidecar, with maximum authorized design speed over 45 km/h, or in case it is powered by a combustion engine, with a cylinder capacity of 50 cc or over (In the corresponding tables of this Press Release, this category also includes the three-wheeled motor vehicles – motor tricycles).</p> <p><b>Tricycle motor vehicle:</b> it is a motor vehicle with three symmetrical wheels with maximum authorized design speed over 45 km/h, or in case it is powered by a combustion engine, with a cylinder capacity over the 50 cc. This category also includes four-wheel vehicles, except the light four-wheel motorcycles, whose empty vehicle tare (excluding the weight of the fuel or mixture of fuel-oil or the weight of the batteries for electric cars) is up to 400 kg in the case the vehicle is designed for passenger use or up to 550 kg in case the vehicle is designed to carry cargo and whose engine is up to 15KW.</p> <p><b>M.N.I:</b> Make Not Identified (due to lack of information)</p>
<b>Methodology</b>	Exhaustive Survey. The primary data derive from the Ministry of Infrastructure and Transport and are based on the issuing of new circulation licenses as they are registered by the Regional Offices for Transport and Communications.
<b>References</b>	More information (graphs, tables) concerning the survey on the issuing of new motor vehicle circulation licenses are available on the webpage of ELSTAT, <a href="http://www.statistics.gr">www.statistics.gr</a> , under the link <a href="http://www.statistics.gr/en/statistics/-/publication/SME24/">http://www.statistics.gr/en/statistics/-/publication/SME24/</a>