



## **PRESS RELEASE**

### **ISSUING OF MOTOR VEHICLE LICENSES: OCTOBER 2021**

The Hellenic Statistical Authority announces that in October 2021, 14,698 road motor cars (both new and used from abroad) were put into circulation for the first time, recording an 11.5% increase compared with the corresponding month of 2020 when the number of road motor cars was 13,181. In October 2020, a 17.6% decrease had been observed in comparison with the corresponding month of 2019 (Table 1, Graphs 1,2,3,5). A total number of 7,250 new cars were put into circulation in October 2021 compared with 7,443 in October 2020, recording a 2.6% decrease.

The new motorcycles over 50cc (both new and used from abroad) that were put into circulation for the first time in October 2021 amounted to 3,598, against 3,391 in 2020, thus recording a 6.1% increase. In October 2020, a 3.8% decrease had been observed in comparison with the corresponding month of 2019 (Table 1, Graph 4). Out of the above motorcycles 3,286 were new, while the corresponding figure in October 2020 was 3,286, recording a 7.0% increase.

During the period January - October 2021, 170,262 road motor cars (both new and used from abroad) were put into circulation for the first time, representing an increase of 22.0% compared to the corresponding period of 2020 when the number of road motor cars was 139,594. During the period January - October 2020 a decrease of 25.9% had been observed in comparison with the corresponding period of 2019 (Table 3, Graphs 6,7). Out of the above number of road motor cars that were put into circulation, from January to October 2021, 97,107 were new, while the corresponding number during the respective period of 2020 was 72,323, recording an increase of 34.3%.

During the period January - October 2021 the circulation of new motorcycles over 50cc (both new and used from abroad) amounted to 43,468 against 33,761 in 2020, thus representing a 28.8% increase. A decrease of 10.9% had been observed during the period January - October 2020 in comparison with the corresponding period of 2019 (Table 3, Graphs 6,7). A total number of 39,603 new motorcycles were put into circulation, from January to October 2021, compared with 31,010 during the corresponding period of 2020, recording a 27.7% increase.

*Information on methodological issues:*

*Sectoral Statistics Division*

*Transport Statistics Section*

Pota Tzortzi, Konstantinos Menexes

Tel: +30 213 135 2187, +30 213 135 3055

e-mail: [p.tzortzi@statistics.gr](mailto:p.tzortzi@statistics.gr), [k.menexes@statistics.gr](mailto:k.menexes@statistics.gr)

*Information for data provision:*

Tel: +30 213 135 2022

e-mail: [data.dissem@statistics.gr](mailto:data.dissem@statistics.gr)

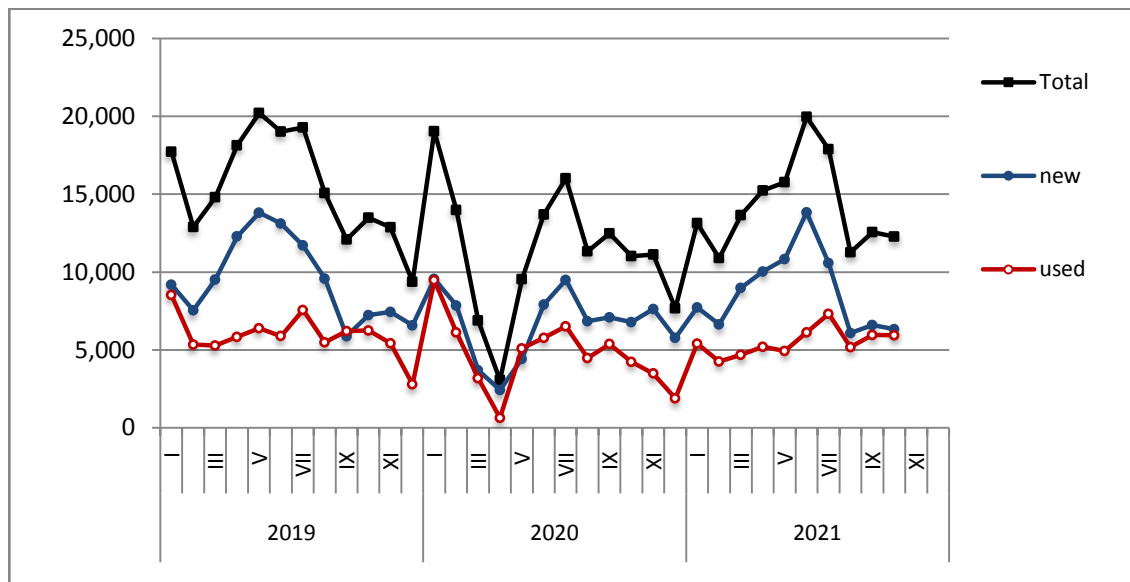
Table 1. Road motor vehicles, both new and used, put into circulation for the first time in Greece: October 2019 - 2021

Category of Road Motor Vehicles	October									Change (%)					
	2019			2020			2021			2020/2019			2021/2020		
	Total	New	Used	Total	New	Used	Total	New	Used	Total	New	Used	Total	New	Used
Greece, total															
Road Motor Vehicles,total	19,521	11,164	8,357	16,572	10,515	6,057	18,296	10,536	7,760	-15.1%	-5.8%	-27.5%	10.4%	0.2%	28.1%
1. Road motor cars	15,996	7,925	8,071	13,181	7,443	5,738	14,698	7,250	7,448	-17.6%	-6.1%	-28.9%	11.5%	-2.6%	29.8%
Passenger Cars	13,509	7,250	6,259	11,032	6,786	4,246	12,282	6,331	5,951	-18.3%	-6.4%	-32.2%	11.3%	-6.7%	40.2%
Buses	122	41	81	187	30	157	100	32	68	53.3%	-26.8%	93.8%	-46.5%	6.7%	-56.7%
Lorries	2,365	634	1,731	1,962	627	1,335	2,316	887	1,429	-17.0%	-1.1%	-22.9%	18.0%	41.5%	7.0%
2. Motorcycles > 50 cc	3,525	3,239	286	3,391	3,072	319	3,598	3,286	312	-3.8%	-5.2%	11.5%	6.1%	7.0%	-2.2%
Prefecture of Attica															
Road Motor Vehicles,total	9,534	6,726	2,808	9,100	6,656	2,444	9,569	6,449	3,120	-4.6%	-1.0%	-13.0%	5.2%	-3.1%	27.7%
1. Road motor cars	7,680	4,945	2,735	7,300	5,002	2,298	7,690	4,691	2,999	-4.9%	1.2%	-16.0%	5.3%	-6.2%	30.5%
Passenger Cars	6,899	4,610	2,289	6,427	4,600	1,827	6,671	4,111	2,560	-6.8%	-0.2%	-20.2%	3.8%	-10.6%	40.1%
Buses	60	27	33	113	15	98	27	6	21	88.3%	-44.4%	197.0%	-76.1%	-60.0%	-78.6%
Lorries	721	308	413	760	387	373	992	574	418	5.4%	25.6%	-9.7%	30.5%	48.3%	12.1%
2. Motorcycles > 50 cc	1,854	1,781	73	1,800	1,654	146	1,879	1,758	121	-2.9%	-7.1%	100.0%	4.4%	6.3%	-17.1%

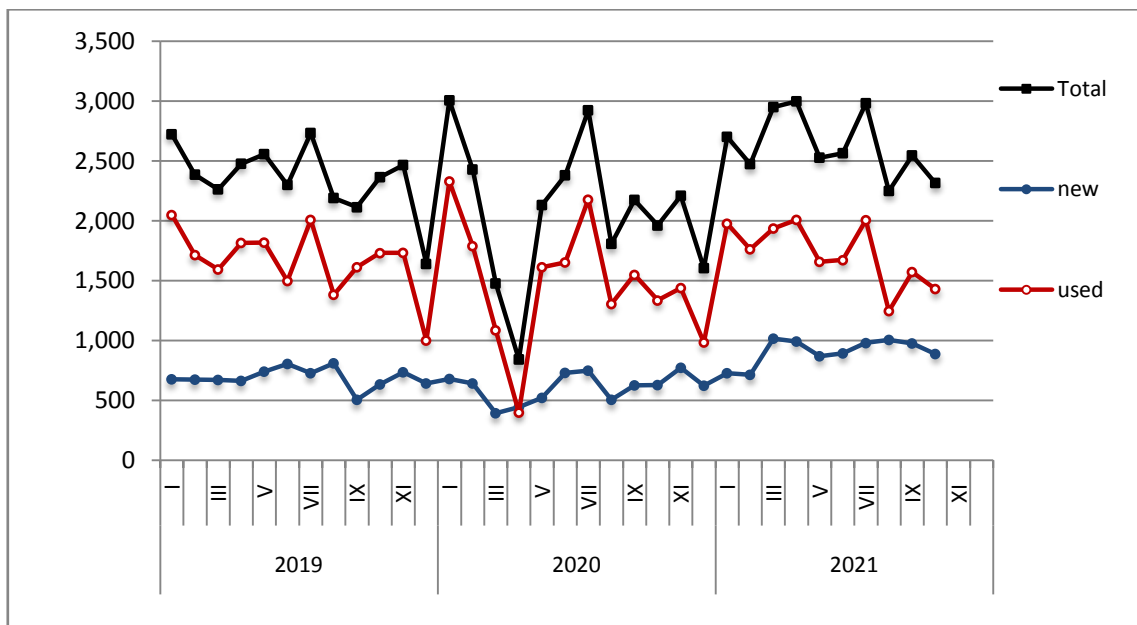
Table 2. Road motor vehicles, both new and used, put into circulation for the first time in Greece: November 2019 - October 2021

Category of Road Motor Vehicles	Average Nov. 2019 - Oct. 2020			Average Nov. 2020 - Oct. 2021			Change (%)		
							Average Nov. 2020 - Oct. 2021 / Average Nov. 2019 - Oct. 2020		
	Total	New	Used	Total	New	Used	Total	New	Used
Greece, total									
Road Motor Vehicles,total	16,984	10,190	6,794	20,127	13,003	7,124	18.5%	27.6%	4.9%
1. Road motor cars	13,847	7,313	6,534	16,104	9,332	6,772	16.3%	27.6%	3.6%
Passenger Cars	11,622	6,683	4,939	13,469	8,428	5,041	15.9%	26.1%	2.1%
Buses	121	23	98	124	33	91	2.5%	43.5%	-7.1%
Lorries	2,104	607	1,497	2,511	871	1,640	19.3%	43.5%	9.6%
2. Motorcycles > 50 cc	3,137	2,877	260	4,023	3,671	352	28.2%	27.6%	35.4%

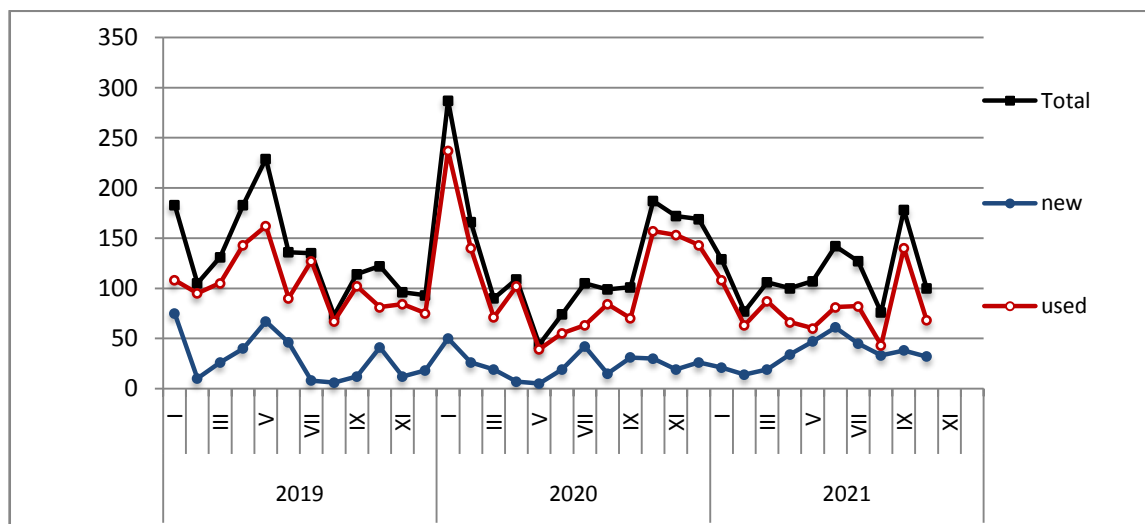
**Graph 1: Passenger Cars (January 2019 – October 2021)**



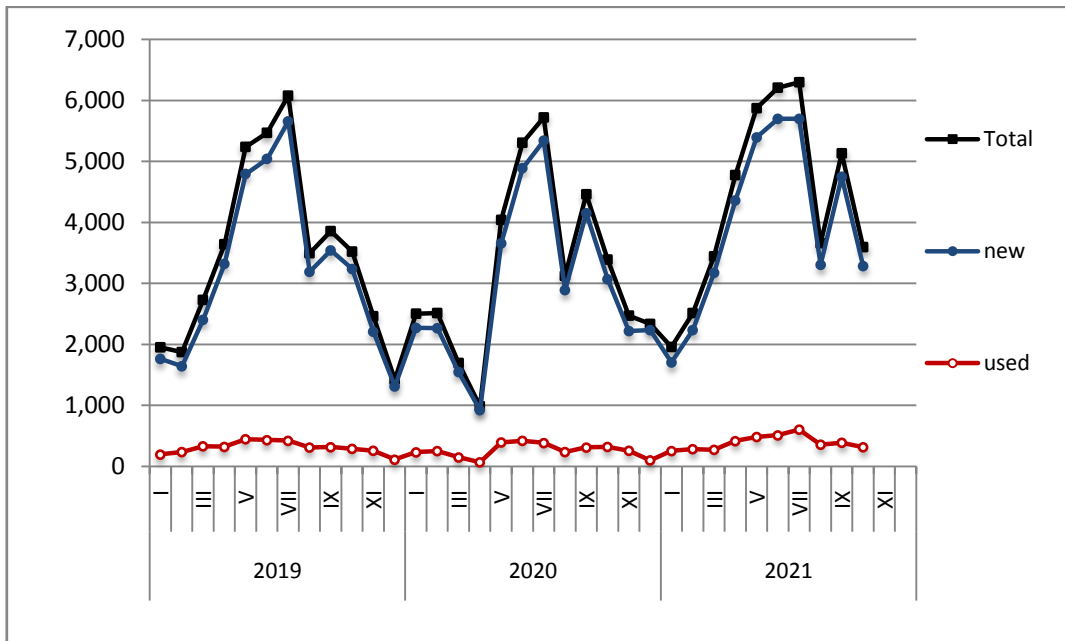
**Graph 2: Lorries (January 2019 – October 2021)**



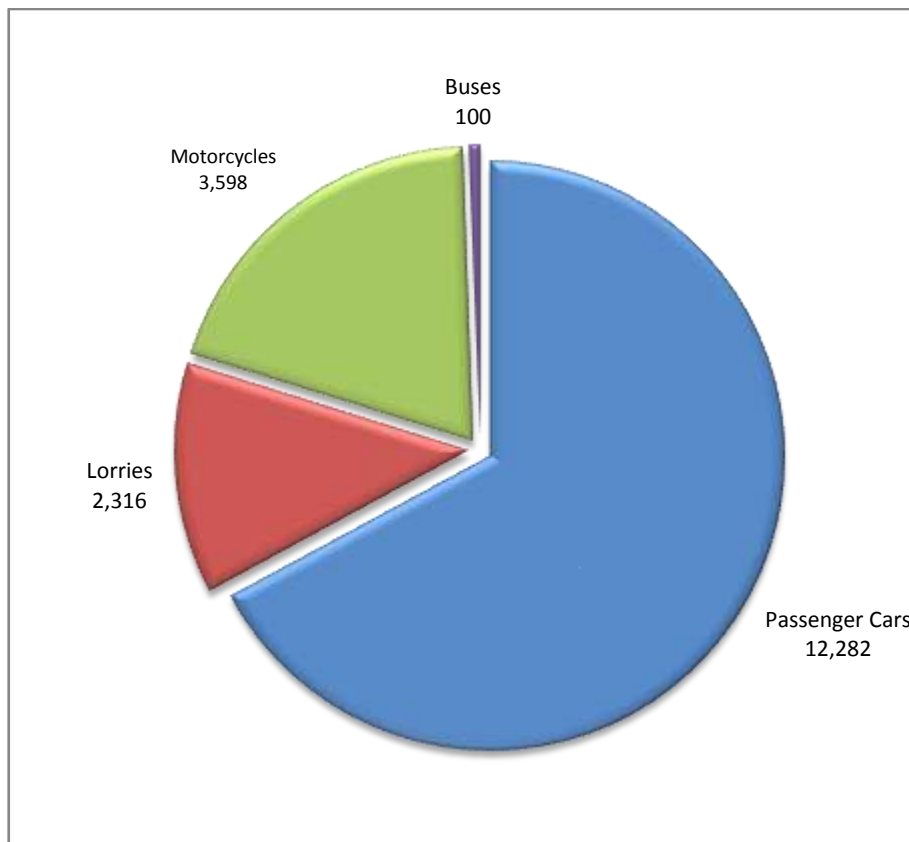
**Graph 3: Buses (January 2019 – October 2021)**



**Graph 4: Motorcycles (January 2019 – October 2021)**



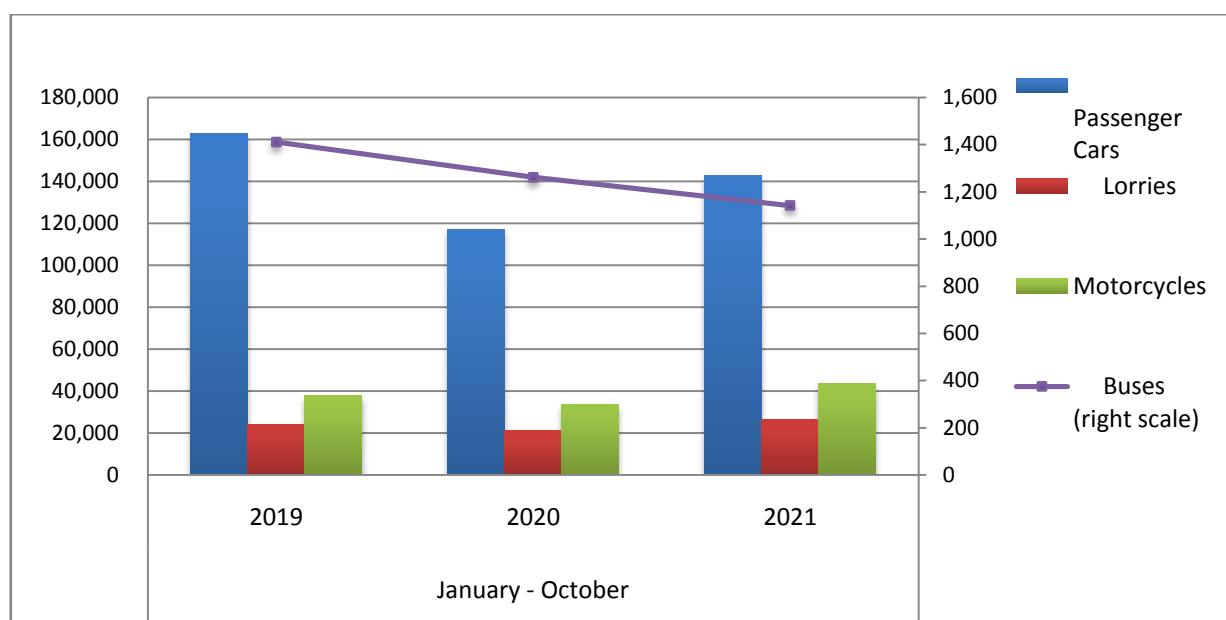
**Graph 5: New Registrations of Motor Vehicles (October 2021)**



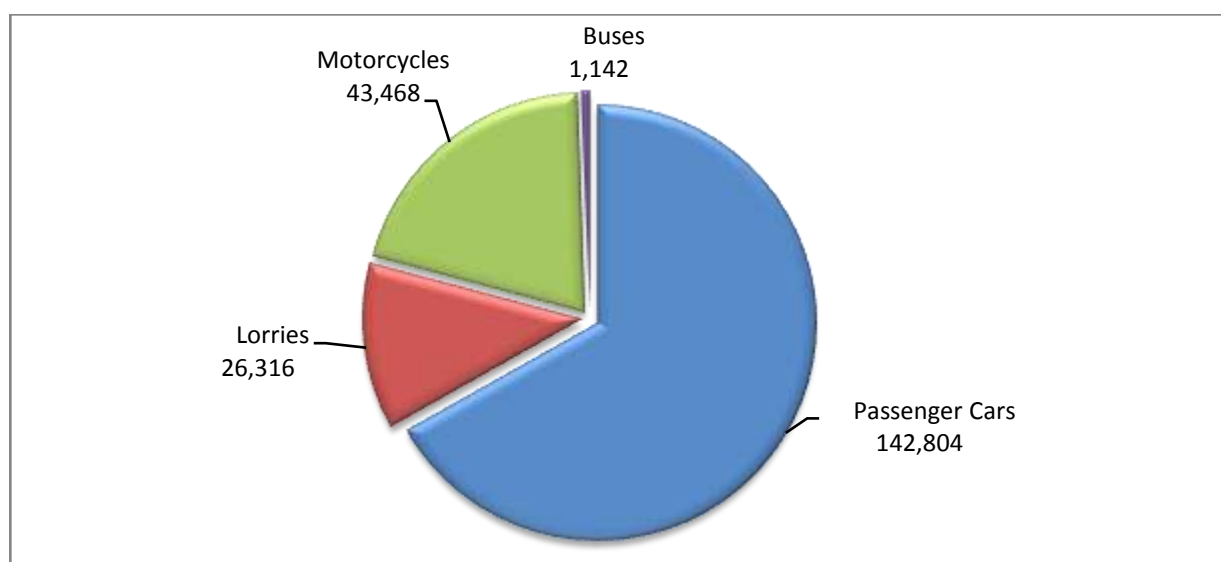
**Table 3. Road motor vehicles, both new and used, put into circulation for the first time in Greece: January - October, years 2019 till 2021**

Category of Road Motor Vehicles	January - October									Change (%)					
	2019			2020			2021			2020/2019			2021/2020		
	Total	New	Used	Total	New	Used	Total	New	Used	Total	New	Used	Total	New	Used
<b>Greece, total</b>															
Road Motor Vehicles, total	226,244	141,790	84,454	173,355	103,333	70,022	213,730	136,710	77,020	-23.4%	-27.1%	-17.1%	23.3%	32.3%	10.0%
1. Road motor cars	188,372	107,200	81,172	139,594	72,323	67,271	170,262	97,107	73,155	-25.9%	-32.5%	-17.1%	22.0%	34.3%	8.7%
Passenger Cars	162,849	99,974	62,875	117,191	66,167	51,024	142,804	87,708	55,096	-28.0%	-33.8%	-18.8%	21.9%	32.6%	8.0%
Buses	1,411	331	1,080	1,262	244	1,018	1,142	344	798	-10.6%	-26.3%	-5.7%	-9.5%	41.0%	-21.6%
Lorries	24,112	6,895	17,217	21,141	5,912	15,229	26,316	9,055	17,261	-12.3%	-14.3%	-11.5%	24.5%	53.2%	13.3%
2. Motorcycles > 50 cc	37,872	34,590	3,282	33,761	31,010	2,751	43,468	39,603	3,865	-10.9%	-10.3%	-16.2%	28.8%	27.7%	40.5%
<b>Prefecture of Attica</b>															
Road Motor Vehicles, total	113,245	86,146	27,099	85,554	62,483	23,071	112,050	83,412	28,638	-24.5%	-27.5%	-14.9%	31.0%	33.5%	24.1%
1. Road motor cars	96,586	70,157	26,429	69,319	46,949	22,370	92,031	64,327	27,704	-28.2%	-33.1%	-15.4%	32.8%	37.0%	23.8%
Passenger Cars	88,703	66,452	22,251	61,916	43,477	18,439	81,616	58,932	22,684	-30.2%	-34.6%	-17.1%	31.8%	35.5%	23.0%
Buses	523	162	361	466	102	364	305	99	206	-10.9%	-37.0%	0.8%	-34.5%	-2.9%	-43.4%
Lorries	7,360	3,543	3,817	6,937	3,370	3,567	10,110	5,296	4,814	-5.7%	-4.9%	-6.5%	45.7%	57.2%	35.0%
2. Motorcycles > 50 cc	16,659	15,989	670	16,235	15,534	701	20,019	19,085	934	-2.5%	-2.8%	4.6%	23.3%	22.9%	33.2%

**Graph 6. New Motor Vehicles Circulation Licenses: January – October, years 2019 till 2021**



**Graph 7. New Registrations of Motor Vehicles: January – October 2021**



**Table 4**  
**Sales of new and used passenger cars by make: October 2021 and January - October 2021**

Make	Passenger cars			
	October		January - October	
	new	used	new	used
ADRIA	-	-	-	1
ADRIA, Sun LIVING, ELIOS	-	-	1	-
ALFA LANCIA	-	-	-	1
ALFA ROMEO	11	72	84	627
ALPINA	-	-	2	-
ALPINE	-	-	-	1
ASTON MARTIN	-	-	-	3
AUDI	302	103	3,000	796
BEACH-BAGGY	-	-	-	1
BENTLEY	-	-	1	4
BMW	272	123	3,692	1,275
BMW,MINI	-	-	-	4
BURSTNE	-	-	-	1
BURSTNERS	-	-	-	1
CADILLAC	-	-	-	1
CAPRON	-	1	2	5
CHEVROLET	-	43	-	440
CHEVROLET, GMC, HOLDEN, DAEWOO	-	-	-	1
CHRYSLER	-	-	-	8
CITROEN	138	201	1,361	1,728
CITROEN / DS	107	12	2,854	33
CORVETTE	-	-	-	1
CUPRA	11	-	72	1
DACIA	96	129	1,745	986
DACIA, RENAULT	-	-	-	1
DAIHATSU	-	4	1	78
DETHLEFFS	-	-	-	11
DODGE	-	-	-	1
DS	17	-	251	5
FERRARI	-	1	-	20
FIAT	279	345	3,017	3,174
FIAT/CHALLENGER	-	-	-	1
FORD	68	384	2,685	4,271
HOBBY	-	-	2	3
HONDA	27	56	295	631
HUMER	-	-	-	1
HYMER	-	-	1	3
HYUNDAI	657	582	7,629	4,988
INFINITI	-	-	-	1
IVECO	-	-	-	1
JAGUAR	1	5	85	66
JEEP	51	11	1,196	165
KIA	281	118	4,199	1,029
KNAUS	-	-	-	1
LADA	-	-	-	6

**Table 4 (cont)**  
**Sales of new and used passenger cars by make: October 2021 and January - October 2021**

Make	Passenger cars			
	October		January - October	
	new	used	new	used
LAMBORGHINI	-	3	5	12
LANCIA	-	8	-	101
LAND ROVER	80	35	434	385
LEGACY	-	-	-	1
LEXUS	8	8	113	59
LMC	-	-	-	1
LOTUS	-	-	-	1
MASERATI	1	1	6	6
MAZDA	20	27	354	200
MC LOUIS S.P.A	-	-	-	1
MCLAREN	-	-	-	3
MERCEDES	259	184	3,619	2,062
MERCEDES <sup>1</sup>	-	-	3	-
MG	-	-	-	1
MIA ELECTRIC	-	-	-	1
MINI	114	26	1,490	299
MINI MAFER	-	-	-	1
MITSUBISHI	-	55	157	594
MOBILVETTA DESIGN SpA	-	-	-	1
MORGAN	-	-	2	-
MPM MOTORS	-	-	-	1
NISSAN	236	485	3,317	4,179
NISSAN <sup>1</sup>	-	-	2	-
OPEL	539	423	5,542	4,258
PEUGEOT	631	301	9,179	2,458
PEUGEOT AUTO RIBEIRO	11	-	43	-
PORSCHE	10	24	86	329
PSA AUTOMOBILES	-	-	2	-
QUATTRO	-	-	-	1
RANGE ROVER	-	-	3	15
RC FISKER A/S	-	-	-	1
RENAULT	245	619	2,448	5,085
RIMOR	-	-	-	2
RIMOR, XGO, BLUCAMP, KENTUCKY CAMP, AHORN	-	-	-	1
ROLLER TEAM	-	-	4	2
ROLLS ROYCE	-	-	-	5
SAAB	-	-	-	7
SEA / MOBILVETT	-	1	-	4
SEAT	82	62	1,697	541
SKODA	170	159	2,720	1,238
SMART	6	203	49	1,914
SSANGYONG	-	-	-	6
SUBARU	3	8	28	60
SUZUKI	398	151	4,454	1,450
TESLA	2	2	415	23
TOYOTA	608	658	11,325	6,580
TRIGANO	-	-	1	6

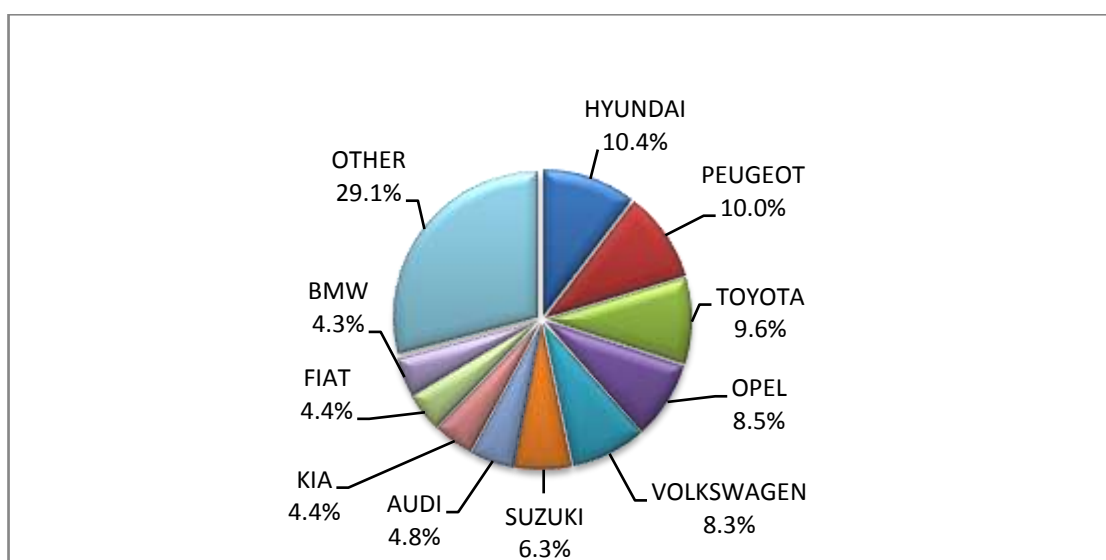
**Table 4 (cont)**  
**Sales of new and used passenger cars by make: October 2021 and January - October 2021**

Make	Passenger cars			
	October		January - October	
	new	used	new	used
TRIUMPH	-	-	-	1
VOLKSWAGEN	524	301	6,683	2,647
VOLKSWAGEN <sup>1</sup>	-	-	1	-
VOLVO	66	17	1,350	175
WARTBURG	-	-	-	2
ZHIDOU, ZD	-	-	1	-
<b>TOTAL</b>	<b>6,331</b>	<b>5,951</b>	<b>87,708</b>	<b>55,096</b>

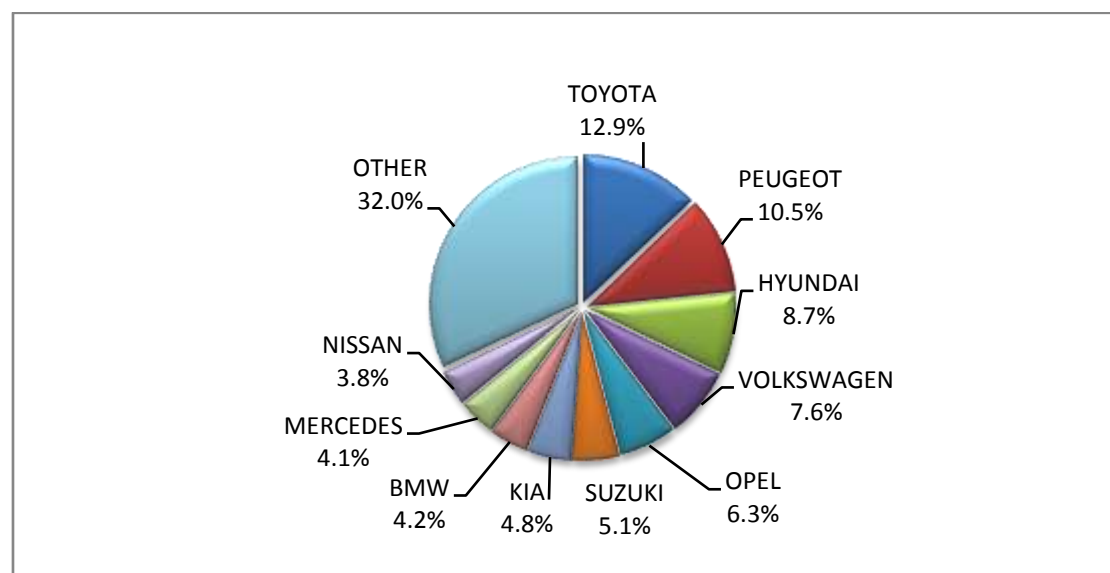
**1 : With 2nd/3rd stage manufacturer in Greece.**

**2 : With 2nd/3rd stage manufacturer abroad.**

**Graph 8. Sales of new passenger cars by make (October 2021)**



**Graph 9. Sales of new passenger cars by make (January - October 2021)**





**Table 5 (cont)**  
**Sales of new and used lorries by make: October 2021 and January - October 2021**

Make	Lorries			
	October		January - October	
	new	used	new	used
ALFA ROMEO	-	-	-	1
BMW	-	-	-	1
CADILLAC	-	-	-	1
CHEVROLET	-	-	-	2
CHRYSLER	-	-	-	4
CIFA	-	-	2	-
CITROEN	100	49	870	554
CITROEN <sup>1</sup>	-	-	1	-
DACIA	8	2	246	80
DAF	-	32	4	453
DAF <sup>1</sup>	1	1	44	2
DAIHATSU	-	-	-	1
DODGE	-	5	-	12
FCA US LLC	-	-	1	5
FIAT	187	127	1,191	1,774
FIAT DUCATO MAGIRUS ORFANIDIS NIKOLAOS	-	-	1	-
FIAT-IVECO	-	4	-	38
FORD	130	189	1,454	2,193
FORD <sup>1</sup>	3	-	51	1
GINAF	-	-	-	1
GMS	-	-	-	1
GREAT WALL MOTOR	-	-	-	1
HYUNDAI	-	1	-	29
ISUZU	30	8	144	150
IVECO	1	28	21	288
IVECO <sup>1</sup>	7	-	66	-
IVECO <sup>2</sup>	-	-	16	2
IVECO MAGIRUS	-	1	-	22
IVECO MAGIRUS <sup>1</sup>	-	-	3	-
IZUZU	-	-	23	7
JEEP	4	-	29	4
KASSBOHRER	-	-	-	1
KIA	-	-	-	5
LAND ROVER	-	1	-	12
LEYLAND	-	-	-	1
MAGIRUS	-	1	-	2
MAHINDRA	-	-	-	1
MAN	-	65	3	831
MAN <sup>1</sup>	1	-	39	1
MAXUS , LDV	2	1	4	6
MAZDA	-	3	-	64
MERCEDES	19	338	440	4,195
MERCEDES <sup>1</sup>	8	-	92	7
MERCEDES <sup>2</sup>	-	-	-	4

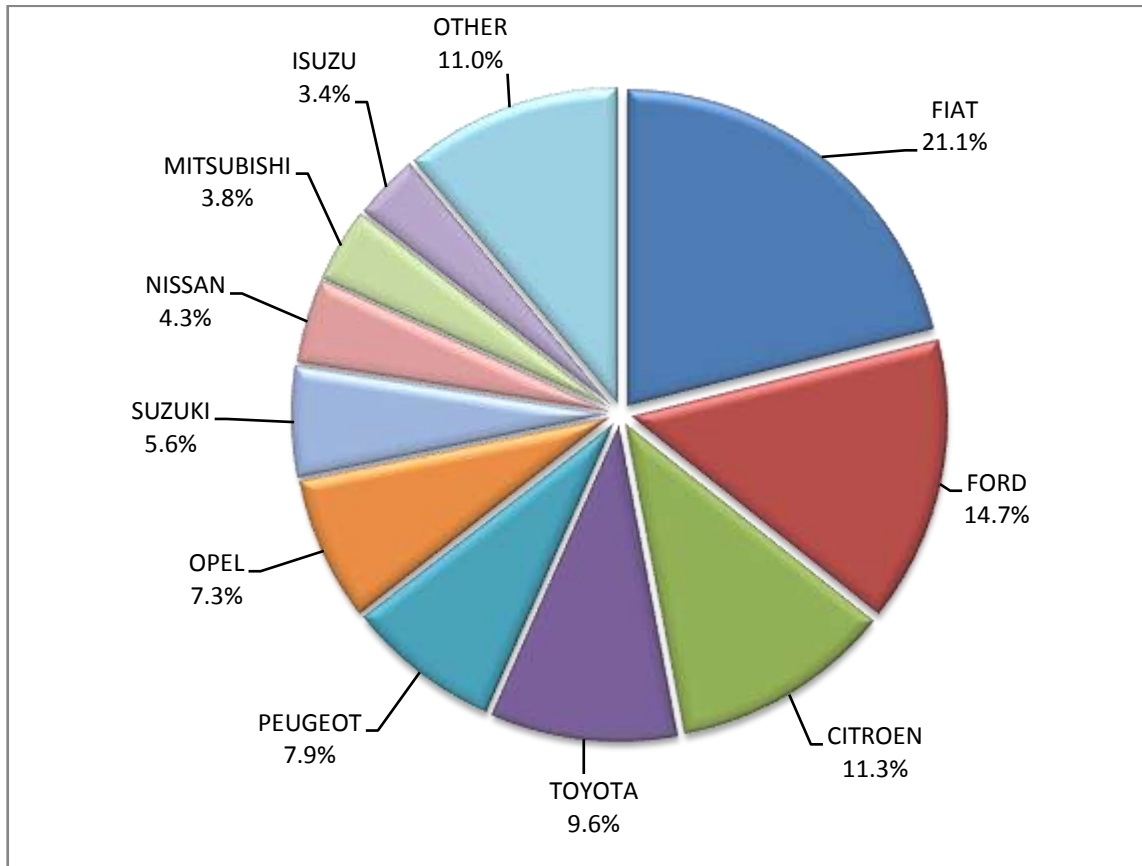
**Table 5 (cont)**  
**Sales of new and used lorries by make: October 2021 and January - October 2021**

Make	Lorries			
	October		January - October	
	new	used	new	used
MITSUBISHI	34	40	228	377
MITSUBISHI <sup>1</sup>	1	-	43	2
MOSCHOU CRANE	-	-	-	1
NISSAN	38	50	792	635
OAF	-	-	-	2
OPEL	65	60	399	670
PEUGEOT	70	55	1,037	565
PFAU	-	3	-	5
PIAGGIO	2	2	22	22
PIAGGIO <sup>1</sup>	-	-	8	-
PIAGGIO <sup>2</sup>	-	-	1	-
RELIANT	-	-	-	1
RENAULT	7	116	50	1,153
SAXAS	-	-	-	1
SCANIA	1	51	10	677
SCANIA <sup>1</sup>	1	-	4	-
SEAT	-	1	-	5
SKODA	-	4	-	27
SSANGYONG	-	1	-	4
STEVENS	-	-	-	1
STEYER	-	-	-	2
SUZUKI	50	-	230	4
TOYOTA	85	30	1,138	428
VOLKSWAGEN	28	70	281	759
VOLKSWAGEN <sup>1</sup>	-	-	2	-
VOLVO	4	90	34	1,163
VOLVO <sup>1</sup>	-	-	31	-
<b>TOTAL</b>	<b>887</b>	<b>1,429</b>	<b>9,055</b>	<b>17,261</b>

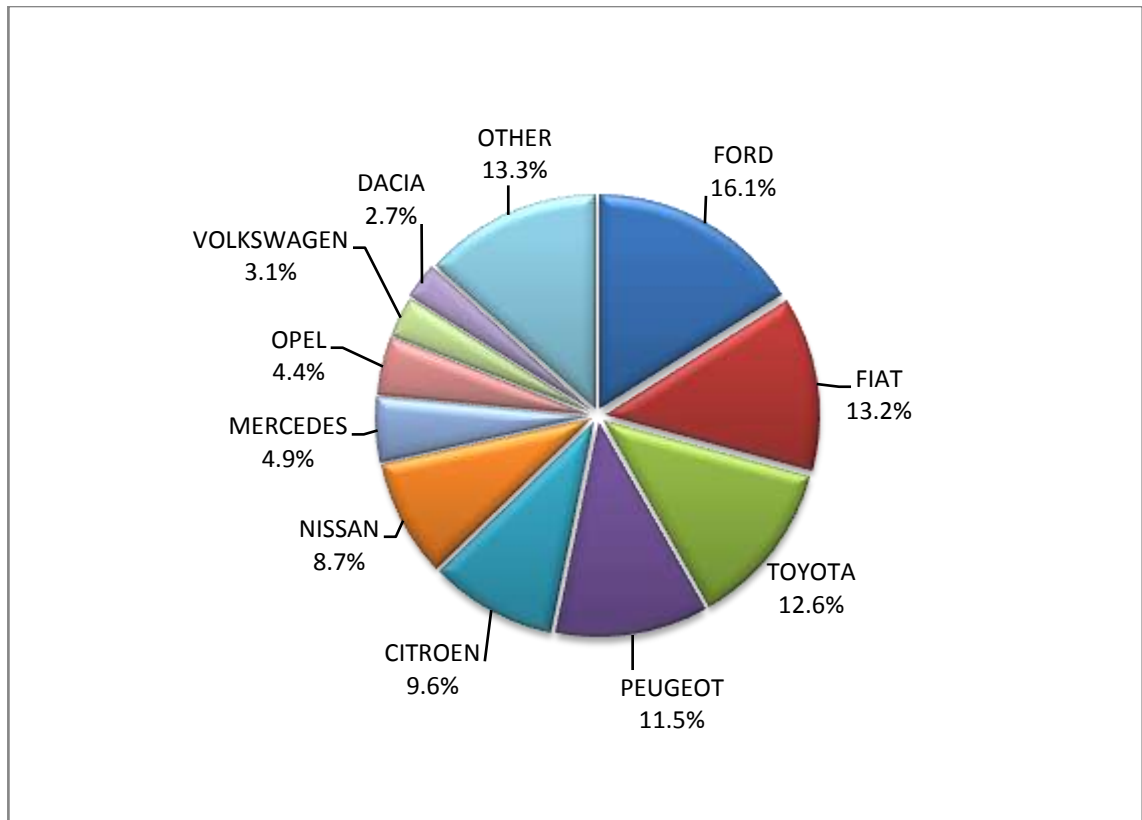
**1 : With 2nd/3rd stage manufacturer in Greece.**

**2 : With 2nd/3rd stage manufacturer abroad.**

**Graph 10. Sales of new lorries by make (October 2021)**



**Graph 11. Sales of new lorries by make (January – October 2021)**



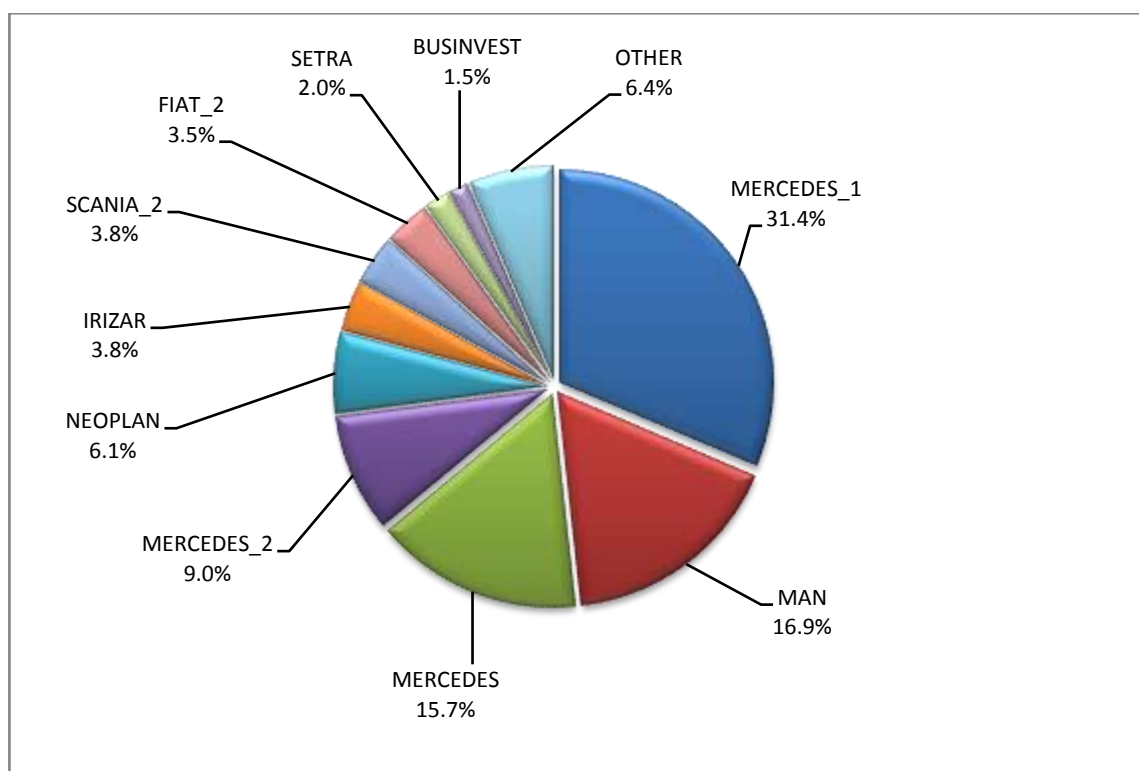
**Table 6**  
**Sales of new and used buses by make: October 2021 and January - October 2021**

Make	Buses			
	October		January - October	
	new	used	new	used
BOVA	-	2	-	39
BUSINVEST	-	-	5	-
EVOBUS	-	-	-	5
FIAT <sup>2</sup>	1	-	12	-
FORD	1	6	5	32
HEULIEZ BUS	-	-	-	1
IRISBUS	-	-	-	5
IRIZAR	1	1	13	1
ISUZU	-	-	1	-
ISUZU, AOS, GLOBUS	-	-	3	-
IVECO	-	-	3	6
IVECOBUS, KAROSA, IRISBUS, IVECO, HEULIEZ BUS, IKARUS	-	-	1	-
JONCKHEERE	-	-	-	1
MAN	4	3	58	48
MAN <sup>2</sup>	-	-	-	1
MAN/NEOPLAN	-	-	1	1
MERCEDES	8	39	54	475
MERCEDES <sup>1</sup>	9	-	108	3
MERCEDES <sup>2</sup>	1	6	31	12
MERCUS	-	-	-	3
NEOPLAN	2	2	21	13
OPEL	-	1	-	1
OTOKAR	-	1	-	2
RENAULT	-	-	-	2
SCANIA	-	-	-	5
SCANIA <sup>2</sup>	1	-	13	-
SETRA	4	2	7	57
SOLARIS	-	-	-	31
TEMSA	-	2	3	17
TURKKAR	-	-	-	2
VAN HOOL	-	1	-	6
VDL	-	-	1	-
VOLKSWAGEN	-	1	-	3
VOLKSWAGEN <sup>2</sup>	-	-	2	-
VOLVO	-	-	-	23
VOLVO IRIZAR	-	-	2	-
XIAMEN KING LONG	-	1	-	3
<b>TOTAL</b>	<b>32</b>	<b>68</b>	<b>344</b>	<b>798</b>

**1 : With 2nd/3rd stage manufacturer in Greece.**

**2 : With 2nd/3rd stage manufacturer abroad.**

**Graph 12. Sales of new buses by make (January – October 2021)**



**Table 7**

**Sales of new and used motorcycles by make or manufacturer: October 2021 and January - October 2021**

Make	Motorcycles			
	October		January - October	
	new	used	new	used
ADIVA	-	-	-	1
AEON MOTOR	-	-	1	-
AGRATI GARELLI	-	-	-	1
AGUSTA MV	-	-	-	1
APRILIA	4	7	36	77
APRILIA, DERBI, GILERA di Piaggio & C. S.p.A.	-	-	2	-
ARCTIC CAT ή MASSEY FERGUSON	-	-	-	3
ASKOLL	-	-	-	1
BAJAJ	3	-	31	1
BASHAN	-	-	2	1
BASHAN, AMGroup, AMGroup Bike, DON, RBIS, WORKER BEAR, Nomik ATV 2, APACHI, ISILDAR	1	-	10	-
BENELLI	23	3	306	9
BENZHOU	-	-	-	2
BETA	8	1	78	12
BMW	47	23	729	190
BODO, BAODAO, XINLEI	-	-	1	-
BOMBARDIER RECREATIONAL PRODUCTS ING (BRP)	-	1	6	7
BOOM	-	-	-	1
BRIXTON	20	-	100	-
BUELL	-	-	-	1
CACE	-	-	1	-

Table 7 (cont)

## Sales of new and used motorcycles by make or manufacturer: October 2021 and January - October 2021

Make	Motorcycles			
	October		January - October	
	new	used	new	used
CENNTRO, PLANTE, Magnum-courb, GAT, GFI, TREELETRIK, Ismart, Tropos motors	-	-	1	-
CFMOTO	46	-	656	8
CFMOTO, GOES	-	-	151	-
CHANGZHOU KWANG	-	1	-	2
CHONGQING	-	-	-	1
CITROEN	-	-	-	1
DAELIM	1	-	8	3
DAYANG, DAYTONA MOTORS, NIPPONIA, DOCKER, WAYEL, SUMCO, VEEROAD, CETUR, RUTEC	18	1	55	2
DAYANG, DAYTONA MOTORS, NIPPONIA, KUBA	-	-	111	1
DAYANG, DAYTONA MOTORS, NIPPONIA, KUBA, VEEROAD, SUMCO, CETUR, RUTEC	42	-	729	-
DAYANG, DAYTONA MOTORS, NIPPONIA, SALCANO	1	-	547	3
DAYANG, DAYTONA MOTORS, NIPPONIA, VEEROAD	223	1	2,167	10
DAYANG, DAYTONA MOTORS, NIPPONIA, VEEROAD, DOCKER	1	-	304	1
DAYANG, ECOCREMO, ECOOTER, ECOOTOR,AGM, ORCAL, SUMCO	4	-	25	-
DAYANG, NIPPONIA, DAYTONA MOTORS, VEEROAD, SUMCO, DOCKER, MH MOTORCYCLES	3	1	17	1
DERBI	-	-	-	2
DUCATI	13	4	163	56
EAGLE	-	-	1	-
ECCITY MOTOCYCLES	-	-	1	-
EFUN, PULSE, ZAP	-	-	2	-
EFUN, ZAP	4	-	31	-
EMBUGGY, VINTAGE, EVANGEL	-	-	19	-
E-TON	-	-	-	1
EUROMOTORS	-	-	1	-
EVA, EMBUGGY, VINTAGE, EVANGEL	-	-	4	3
FANTIC MOTOR	3	-	6	-
FD MOTORS, FASPIDER	2	-	17	-
FD MOTORS, FASPIDER, Daytona Motors, EVO Motors, Veeroad	6	-	46	-
FD MOTORS, FASPIDER, DAYTONA MOTORS, NIPPONIA, QUANTYA	1	-	24	-
FULU, LICH, DEKONG	-	-	1	-
G.B.M. SPA	-	-	-	1
GAIA, SATURN, LTO ORION	-	-	2	-
GASGAS	2	-	9	2
GENERIC, QJIANG	-	-	-	1
GENERIC,EXPLORER,MALANCA,KSR Moto Austria, Motron Motorrad	3	-	6	-
GILERA	-	-	-	6
GILERA, PIAGGIO	-	-	-	2
GOLDEN LION, SAKURA, ARTISAN, ETALIAN, E-mio, Fauro, Kito, Varaneo, Viverra	1	-	4	-
GOVECS	-	-	-	1
HAN, SKZ,XINRI,GBF,SYMEX,TAKADO,ENEWAY	-	-	1	-
HANWAY, MASAI, JUNAK, Motorini, STMAX, ROMET, CLS, ROMET MOTORS, GEMINI, RIVERO	-	-	27	-
HAOJIAN, ZONTES, TAYO, Sharpon, IFINO, KIDEN, ZHONGYU, CUBTOM, DIYUN, NAMIN,TIM DERVI, VUKA, THUMP, RIPPER	-	-	1	-
HARLEY DAVIDSON	-	5	15	83
HESHAN GOUJI NANLIAN MOTORCYCLE INDUSTRY, ORCAL, AJS, HERALD MOTOR COMPANY, MACBOR, MOTOB	-	-	12	-
HONDA	522	65	5,221	732

Table 7 (cont)

## Sales of new and used motorcycles by make or manufacturer: October 2021 and January - October 2021

Make	Motorcycles			
	October		January - October	
	new	used	new	used
HOOOON, PICKMAN	-	-	1	-
HORWIN	1	-	10	-
HRD	-	-	-	1
HSUN, HISUN, APACHI, Mx, MASAI, HYTRACK, TRAPPER, PUMAREX, GEON, ASYAMOTOR, DAYTONA MOTORS, KRAL	-	-	38	-
HUONIAO, DH.HAOTIAN,MOTORINI, PEGASUS, MASH	-	-	5	-
HUSABERG	-	-	-	7
HUSQVARNA	11	3	106	32
HYOSUNG	-	1	2	1
HYOSUNG , S&T KANUNI	1	-	1	-
HYOSUNG MOTORS	-	-	-	1
IANYING, TYM, XINBEN, TEYIN, RIYA,ONGYUNDA, SANBEN, ALFA, Senzo, La Souris, TCB, KENTOYA	5	-	31	-
INDIAN MOTORCYCLE	2	-	29	-
JIALING	-	-	-	1
JIAYUAN	3	-	37	-
JINCHENG	-	-	1	-
JINLANG, ZUNDAPP, XHODNA, APGmoto, COLIBRI, RAZORY, VIARELLI, SUMCO, FLEX TECH, IVA, TNT moto	-	-	1	-
JINLING	-	-	-	1
JINMA,RUNHORSE, FARAD ,hopster, DuroCar, ClimaCar, CROYANCE AUTOMOTIVE,E-cars Malta, EVROM, GECO, GUTZY	-	-	3	-
KAWASAKI	4	4	140	71
KTM	32	14	373	156
KUMPAN ELECTRIC	-	-	1	-
KWANG YANG	-	2	-	12
KYMCO	139	47	2,273	493
LAMBRETTA	3	-	27	-
LEXMOTO	-	-	-	1
LIFAN, HONLEI, SKYGO, BISAN-LIFAN	1	-	15	-
Lingzhida, LINZDA, LINDN, LINYI, LONGMAO, NLIGHT	2	-	19	-
LINHAI, KUBA, ONLINE, LHY	-	-	12	3
LINHAI, LHY, KUBA, HYTRACK	-	-	-	2
LINHAI, SINNI	-	-	5	-
LML	-	-	-	2
LMP SAS DI LAVE	-	-	-	1
LONCIN, KUBA, RKS, ITALIKA, SUNRACE, SKY, MALAGUTI, SUPERBIKE, ROCKET, NOVELBAT, TIGERMOTO, GREEN, TRIDIAMOND	2	-	161	1
LONCIN, X-GEAR	-	-	1	-
LONCIN,VOGE,KUBA,RKS , ITALIKA, SUNRACE, SKY, MALAGUTI, SUPERBIKE, ROCKET, NOVELBAT, TIGREMOTO, GREEN	6	-	56	-
LONGJIA, ITALJET, ORCAL, BEELINE	-	-	31	2
LONGJIA, ITALJET, ORCAL, BEELINE, ROMET MOTORS, GEMINI, LEXMOTO, JAHANRO, VGA, DAYTONA MOTORS	-	-	6	-
LONGJIA, lexmoto, Gemini, MH Motorcycles, MONDIAL, Jahanro, UM, ORCAL, VGA, NECO, ALFASCOOTERS, ROMET MOTORS	-	-	10	-
LONGJIA, ORCAL, NECO	15	-	100	-
LONGJIA, ORCAL, NECO, VGA, Gemini	1	-	11	-
LONGJIA, ORCAL, TNT MOTOR, BEELINE, VGA, ITALJET, GEMINI, lexmoto, Jahanro, italo, NECO	1	-	56	1

Table 7 (cont)

## Sales of new and used motorcycles by make or manufacturer: October 2021 and January - October 2021

Make	Motorcycles			
	October		January - October	
	new	used	new	used
LVNENG	1	-	3	-
MACBOR, RVM, COLOVE, ORCAL, DAYTONA MOTORS, ZF-KY, Lexmoto, OVER BIKES, YUKI, AJS	34	-	34	-
MALAGUTI	-	1	-	15
MBK	-	-	-	6
MEGELLI	-	-	-	1
MELEX	1	-	15	-
MG MOTO	-	-	10	-
MGK HM	73	-	2,060	7
MINSK, ZONGSHEN, IRIBIS, MONDIAL, LEXMOTO, JUNAK, HONLEY, OVERBIKES	-	-	2	-
MODENAS	-	-	1	-
MONDIAL, PELPI INTERNATIONAL	-	-	20	-
MONTESA	-	-	1	-
MORGAN MOTOR CO	-	-	-	1
MOTO GUZZI	4	1	51	4
MOTO MORINI	-	-	-	1
MOTO S.P.A	-	-	6	-
MOTRON MOTORRAD, ZONGSHEN	1	-	4	-
MV AGUSTA	1	-	7	5
NIPPONIA	-	-	-	1
NIU, NUUV	9	-	65	-
NOUN ELECTRIC	-	-	1	-
OPAI	-	-	1	-
PEUGEOT	2	-	177	30
PIAGGIO	592	31	6,942	468
PIONEER, LEXMOTO, PULSE, BULLIT, HERALD, WOTTAN, EURO MOTORS, VERVEMOTO, SP BIKE, EXPLORER, RIDE	-	-	2	-
POLARIS	-	-	60	3
QINGQI, CLEVELAND, CYCLEWERKS ACE, CLEVELAND ACE, CLEVELAND CYCLEWERKS ACE DELUXE	-	-	1	-
QINGQI, KADIRGA	-	-	1	-
QINGQI, MASH, MUTT, SINNIS, YUKI, DAYTONA MOTORS	-	-	1	-
QINGQI, YUKI, KARCHER, DAYTONA, SINNIS, KREIDLER	1	-	1	-
QJ, QJIANG, KEEWAY, LEONE	2	-	4	1
QJ, QJIANG, KEEWAY, LEONE, KUBA, RKS, BENELLI, VENGO	2	-	31	-
QJ, QJIANG, KEEWAY, LEONE, KUBA, RKS, TELL, EMPIRE KEEWAY, BENELLI, VENGO	2	-	56	1
QJ, QJIANG, KEEWAY, LEONE, KUBA, RKS, tell, VENGO	6	-	21	-
QJ, QJIANG, KEEWAY, LEONE, RKS, BENELLI, EMPIRE KEEWAY, KUBA	2	-	158	-
QJ, QJIANG, KEEWAY, LEONE, tell, KUBA, RKS, BENELLI, VENGO	-	-	11	-
QUADDY	-	-	-	1
QUADRO, QUADRO VEHICLES	-	-	3	1
REDMOTO	-	-	3	-
RENAULT	-	3	-	4
RENLI	-	-	1	-
REX	-	-	-	1
ROTOM, RACER	-	-	1	-
ROYAL ENFIELD	2	-	34	2
Royalloy, Royal Alloy, RA, SCOMADI, VALENTINO, VALENTINO MOTORI	-	-	14	-
RVM, MACBOR, COLOVE, ORCAL, DAYTONA MOTORS	-	-	8	-
SAKURA, GOLDEN LION, ARTISAN, Fauro, ETALIAN, Viverra, Varaneo, Kito, E-mio	4	-	32	-



Table 7 (cont)

## Sales of new and used motorcycles by make or manufacturer: October 2021 and January - October 2021

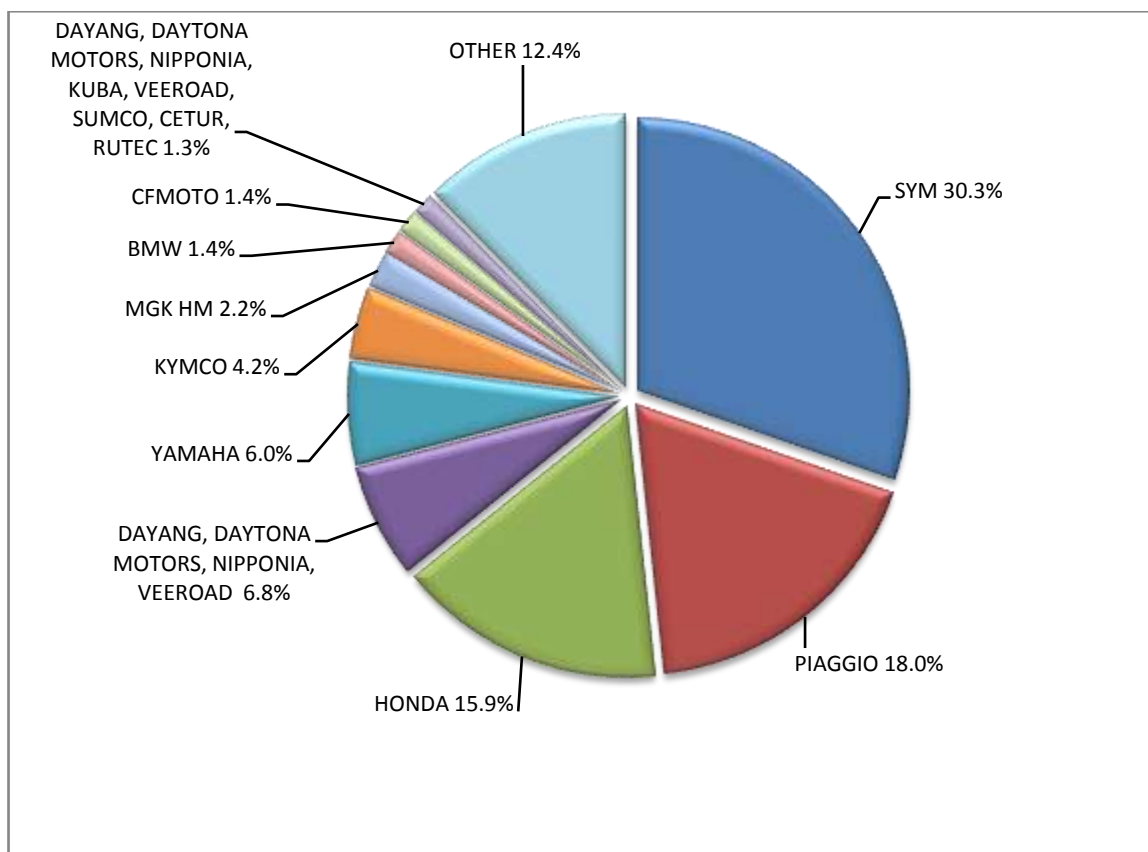
Make	Motorcycles			
	October		January - October	
	new	used	new	used
SAKURA, GOLDEN LION, ARTISAN, Fauro, ETALIAN, Viverra, Varaneo, Kito, E-mio, velca, E.F.O	8	-	27	-
SAKURA, GOLDENLION, E.F.O., Fauro, Viverra, Nitrox, STRELLA City, Artisan	-	-	25	-
SAN YANG	-	-	-	14
SCUTUM, ETRIX, SILENCE	-	-	11	-
SEGWAY	3	-	60	-
SENKE, SENKO, SENKI, SENKY, HALI, JIETOUBAWANG, NANLIAN, XINHAI, PGO, SENKE. HALI	-	-	1	-
SHANYANG, ATLAS PANTHER, YAMAZUKI MOTO, MOTORKING, Hirlee, XB	4	-	43	-
SHARE'NGO, ZHIDOU	3	-	4	1
SHENGWO NEW ENERGY, YUKI	1	-	42	-
SHERCO	2	2	15	15
SHINERAY	-	-	1	-
SHINERAY, MONDIAL, DAYTONA MOTORS, WK, ROMET MOTORS, MASH, M1NSK, WK BIKES	-	-	-	1
SHINERAY, SWM	1	-	1	-
SILENCE, SCUTUM, ETRIX	17	-	99	-
SKYTEAM	-	-	-	1
SKYTEAM, SACIN, CSR, METALCO, SOKUDO, BAZUKA, MINICO, MOTOSBASI, MOTOS BORDOY, SUMKO, ROXON, MONKEY BIKES	1	-	32	-
STANDARD MOTOR	-	-	-	1
SUZUKI	28	19	296	191
SWM	-	-	3	-
SYM	996	10	8,637	172
TAOTAO, VOM, LUUKO, TOROS, ZIPP	-	-	-	1
TARO, JUNAK, BARTON MOTORS, ORCAL, Lexmoto	-	-	30	-
TARO, JUNAK, BARTON MOTORS, ORCAL, Lexmoto, MITT, NECO, WOTTAN, MAGPOWER, ADAMOTO, MAXON, MAX-ON	1	-	12	1
TAYO, HAOJIANG, ZHONGYU, THUMP, THUMPSTAR, KIDEN, ZONTES, Junak	-	-	68	-
TAYO, HAOJIANG, ZHONGYU, THUMP, THUMPSTAR, KIDEN, ZONTES, Junak, SENKE, TANNY, TYAN, ROMET	15	1	258	2
TAYO, HAOJIANG, ZHONGYU, THUMP, THUMPSTAR, KIDEN, ZONTES, Junak, SENKE, TANNY, TYAN, ROMET, ROMET MOTORS	3	-	111	-
TAYO, HAOJIANG, ZHONGYU, THUMP, THUMPSTAR, KIDEN, ZONTES, Junak, SENKE, TANNY, TYAN, ROMET, ROMET MOTORS, ROUTER	1	-	22	-
TGB	-	-	-	2
TIANYING, RIYA, HONGYUNDA, TYM, HONLING	-	-	21	-
TIANYING, RIYA, HONGYUNDA, TYM, HONLING, TAMCO, ALISON, DMK MOTORS, WLIE, LEEWAY, WLXQ, AP Gmoto, ALFA	-	-	11	-
TM RACING	-	-	2	-
TRIUMPH	9	2	169	21
VMOTO-SOCO, E-MAX, VMOTO, SUPER SOCO	4	-	39	1
VOLTA, VTA, REVOLT	1	-	5	-
WANGYE, SANBEN, UM, MONDIAL, KENOS, SUPERBYKE, IRBIS, MDC, MISTRAL, STREET ELEGANCE	-	-	-	2
WONJAN, SAMADA	1	-	3	-
XEV, X, XEV YOYO	-	-	2	-
XGJAO, YUAN, SKYJET, KAISAR	-	-	1	-
XGJAO, ZIPP, TOROS, ROMET, ROMET MOTORS, ROUTER, VEEROAD, DAYTONA MOTORS, GEMINI, MH MOTORCYCLES, MTG MOTORS	3	-	60	-
XIAMEN XIASHING	-	-	-	2

**Table 7 (cont)**

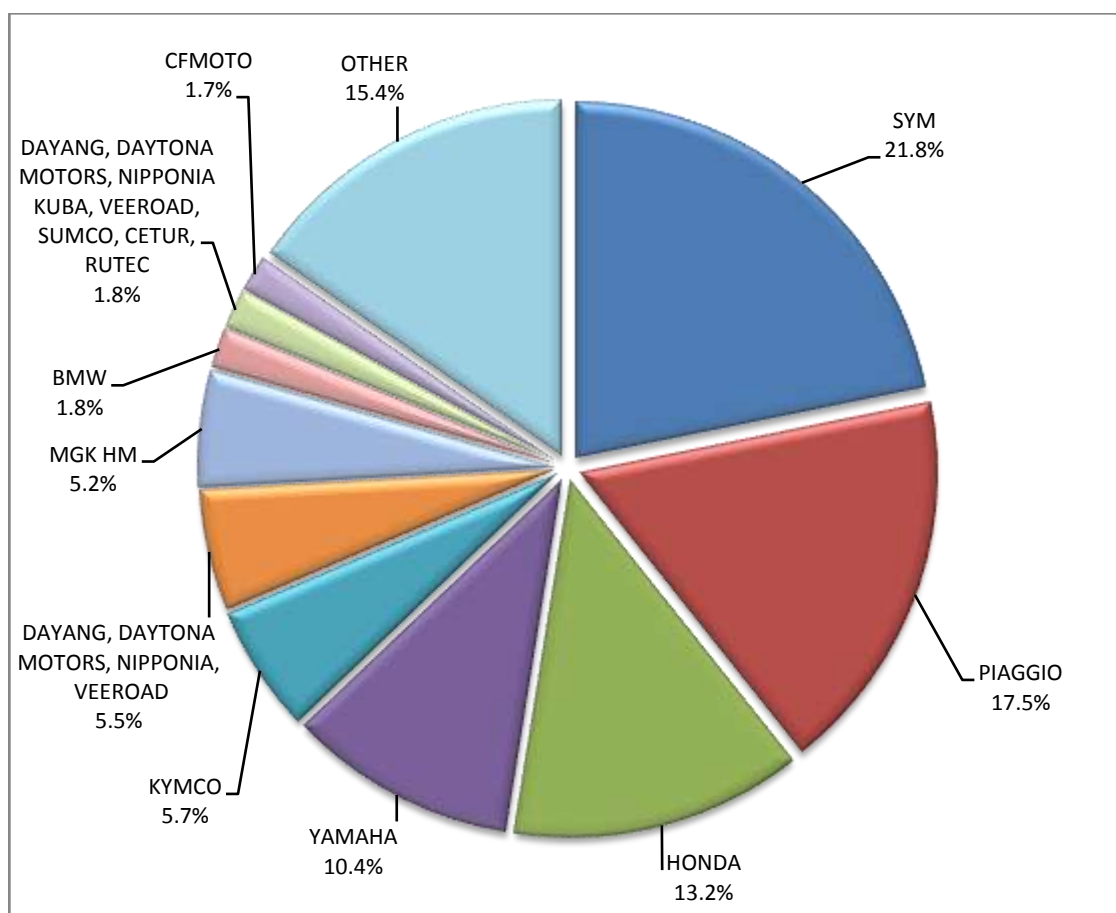
**Sales of new and used motorcycles by make or manufacturer: October 2021 and January - October 2021**

Make	Motorcycles			
	October		January - October	
	new	used	new	used
XINRI, SUNRA ,APACHI, ISILDAR, ISILDAR APACHI, Wayscral, KRAL	-	-	39	-
XINYANG	-	-	2	-
YAMAHA	198	58	4,109	850
YAMAHA, MBK	-	-	46	6
YASAN MOTOR, Kito	1	-	4	-
YINGANG, BENYI, ROMET MOTORS, YUKI, ROUTER, MOTORAN, DAYTONA MOTORS, M1NSK, HAMACHI, KUBA, MONDIAL	5	-	49	-
YINXIANG, KENBO, VENOM, CHEETA, ZIPP, NEMO, FEKON, ANATOLIA, CANBO	-	-	5	1
YINXIANG, MONDIAL, GEMINI, TCB	5	-	15	-
ZERO MOTORCYCLES	1	-	2	1
Zhidou, SHARE'NGO, ZD	-	-	-	2
ZHONGNENG, ASYA, DADO, ZNEN, BARON	-	-	-	1
ZHONGNENG, ZNEN, AGM, AJS, YUKI, COLIBRI, EUROCKA, BTC, NOVA MOTORS, LEXMOTO, Actionbikes Motors	-	-	40	-
ZHONGNENG, ZNEN, AGM, AJS, YUKI, COLIBRI,EUROCKA, BTC, NOVA MOTORS, LEXMOTO	1	-	53	-
ZHONGNENG, ZNEN, AGM, BTC, CLS, COLIBRI, DAYTONA MOTORS, DERRACE, DOCKER	-	-	3	-
ZONGSHEN	-	-	9	2
ZONGSHEN, ZIP STAR, Lexmoto, ICONE, VORTEX,M1NSK, MACBOR, MONDIAL, ROMET MOTORS ,SINNIS, SPARKSTER, OVER BIKES	1	-	18	-
ZONGSHEN, ZIP STAR, ZEALSUN, RYMCO	2	-	2	-
ZONGSHEN, ZIPSTAR, ZEALSUN, KENTO	-	-	3	1
<b>TOTAL</b>	<b>3,286</b>	<b>312</b>	<b>39,603</b>	<b>3,865</b>

**Graph 13. Sales of new motorcycles (October 2021)**



**Graph 14. Sales of new motorcycles (January – October 2021)**



## EXPLANATORY NOTES

<b>Survey on the issuing of new road motor vehicle circulation licenses</b>	The survey on the issuing of new motor vehicle circulation licenses is a census survey. The released data give information, at country level, on the brand and type of the motor vehicle, as well as whether it is new or used. The survey does not include vehicles that move on rails, trolley busses, agricultural tractors and machinery. In addition, the following are excluded: all motor vehicles of the Armed Forces, Police, Fire Brigade, State Services, Diplomatic Corps, Foreign Missions, and Invalids of Wars, as well as motorcycles with a cylinder capacity less than 50 cc.
<b>Legal basis</b>	October
<b>Reference Period</b>	2021
<b>Coverage</b>	The production of monthly data is based on the registers held by the Ministry of Infrastructure, Transport and Networks, which records all the monthly changes observed in the vehicle registration licenses at country level.
<b>Definitions</b>	<p><b>Road motor vehicle</b> is any vehicle that, irrespective of the number of wheels, is moved by an engine and is designed to transport persons or cargo or both of them, either they are on the same single vehicle or on a trailer carried by the main motor vehicle.</p> <p><b>New</b> road motor vehicle is any motor vehicle that is registered for the first time in Greece during the reference month and has not been put into circulation in any other country.</p> <p><b>Used</b> motor vehicle is any motor vehicle that is registered for the first time in Greece and has been imported as a used one from abroad</p> <p><b>Passenger motor vehicle:</b> it is a motor vehicle designed to carry mostly people, having no more than 9 seats, including the driver's seat.</p> <p><b>Bus:</b> it is a motor vehicle, which is designed to carry mostly people, having more than 10 seats, including the driver's seat. In the corresponding tables of this Press Release, this category also includes articulated buses.</p> <p><b>Lorry:</b> it is motor vehicle designed to carry mostly cargo. In the corresponding tables of this Press Release, this category also includes tractors, tow trucks, articulated tractors, and trucks with trailers.</p> <p><b>Motorcycle:</b> any two-wheeled motor vehicle, with or without sidecar, with maximum authorized design speed over 45 km/h, or in case it is powered by a combustion engine, with a cylinder capacity of 50 cc or over. In the corresponding tables of this Press Release, this category also includes the three-wheeled motor vehicles – motor tricycles.</p> <p><b>Tricycle motor vehicle:</b> it is a motor vehicle with three symmetrical wheels with maximum authorized design speed over 45 km/h, or in case it is powered by a combustion engine, with a cylinder capacity over the 50 cc. This category also includes four-wheel vehicles, except the light four-wheel motorcycles, whose empty vehicle tare (excluding the weight of the fuel or mixture of fuel-oil or the weight of the batteries for electric cars) is up to 400 kg in the case the vehicle is designed for passenger use or up to 550 kg in case the vehicle is designed to carry cargo and whose engine is up to 15KW.</p>
<b>Methodology</b>	Exhaustive Survey. The primary data derive from the Ministry of Infrastructure, Transport and Networks and are based on the issuing of new circulation licenses as they are registered by the Regional Offices for Transport and Communications.
<b>References</b>	More information (graphs, tables) concerning the survey on the issuing of new motor vehicle circulation licenses are available on the webpage of ELSTAT, <a href="http://www.statistics.gr/en/statistics/-/publication/SME24/-">www.statistics.gr</a> , under the link <a href="http://www.statistics.gr/en/statistics/-/publication/SME24/-">http://www.statistics.gr/en/statistics/-/publication/SME24/-</a>