



PRESS RELEASE

ISSUING OF MOTOR VEHICLE LICENSES: NOVEMBER 2018

The Hellenic Statistical Authority announces that in November 2018, 13,721 road motor cars (both new and used from abroad) were put into circulation for the first time, recording a 12.3% increase compared with the corresponding month of 2017 when the number of road motor cars was 12,219. In November 2017, a 16.1% increase had been observed in comparison with the corresponding month of 2016 (Table 1, Graphs 1,2,3,5). A total number of 7,546 new cars were put into circulation in November 2018 compared with 7,068 in November 2017, recording a 6.8% increase.

The new motorcycles (over 50cc) that were put into circulation for the first time in November 2018 amounted to 2,115, against 1,623 in 2017, thus recording a 30.3% increase. In November 2017, a 26.5% decrease had been observed in comparison with the corresponding month of 2016 (Table 1, Graph 4). Out of the above motorcycles 1,896 were new, while the corresponding figure in November 2017 was 1,465, recording a 29.4% increase.

During the period January - November 2018, 181,652 road motor cars (both new and used from abroad) were put into circulation for the first time, representing an increase of 23.7% compared to the corresponding period of 2017 when the number of road motor cars was 146,860. During the period January - November 2017 an increase of 21.1% had been observed in comparison with the corresponding period of 2016 (Table 3, Graphs 6,7). Out of the above number of road motor cars that were put into circulation, from January to November 2018, 104,800 were new, while the corresponding number during the respective period of 2017 was 89,266, recording an increase of 17.4%.

During the period January - November 2018 the circulation of new motorcycles (over 50cc) amounted to 35,519 against 29,101 in 2017, thus representing a 22.1% increase. A decrease of 22.2% had been observed during the period January - November 2017 in comparison with the corresponding period of 2016 (Table 3, Graphs 6,7). A total number of 32,192 new motorcycles were put into circulation, from January to November 2018, compared with 26,380 during the corresponding period of 2017, recording a 22.0% increase.

Information:

Trade and Services Statistics Division

Transport, Communications and Mass Media Section

Konstantinos Menexes

Tel: +30 213 135 2500

FAX: +30 213 135 2496

E-mail : k.menexes@statistics.gr

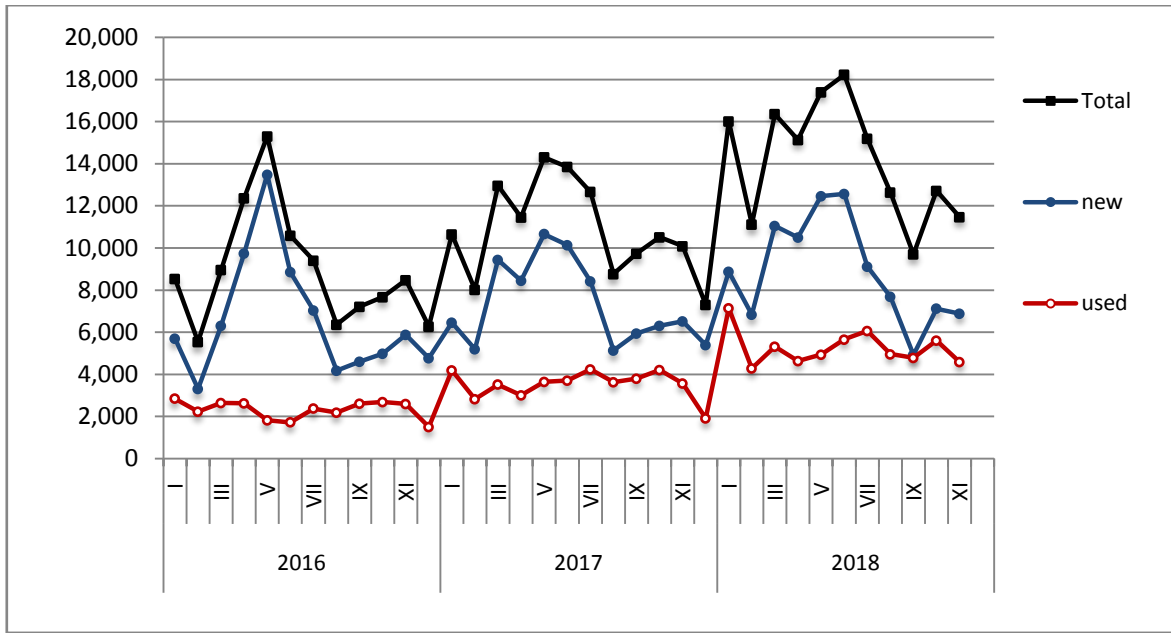
Table 1. Road motor vehicles, both new and used, put into circulation for the first time in Greece: November 2016 - 2018

Category of Road Motor Vehicles	November									Change (%)					
	2016			2017			2018			2017/2016			2018/2017		
	Total	New	Used	Total	New	Used	Total	New	Used	Total	New	Used	Total	New	Used
Greece, total															
Road Motor Vehicles,total	12,737	8,474	4,263	13,842	8,533	5,309	15,836	9,442	6,394	8.7%	0.7%	24.5%	14.4%	10.7%	20.4%
1. Road motor cars	10,528	6,439	4,089	12,219	7,068	5,151	13,721	7,546	6,175	16.1%	9.8%	26.0%	12.3%	6.8%	19.9%
Passenger Cars	8,472	5,882	2,590	10,077	6,508	3,569	11,466	6,884	4,582	18.9%	10.6%	37.8%	13.8%	5.8%	28.4%
Buses	62	8	54	70	10	60	72	8	64	12.9%	25.0%	11.1%	2.9%	-20.0%	6.7%
Lorries	1,994	549	1,445	2,072	550	1,522	2,183	654	1,529	3.9%	0.2%	5.3%	5.4%	18.9%	0.5%
2. Motorcycles > 50 cc	2,209	2,035	174	1,623	1,465	158	2,115	1,896	219	-26.5%	-28.0%	-9.2%	30.3%	29.4%	38.6%
Prefecture of Attica															
Road Motor Vehicles,total	7,083	5,698	1,385	7,473	5,677	1,796	8,290	6,036	2,254	5.5%	-0.4%	29.7%	10.9%	6.3%	25.5%
1. Road motor cars	5,914	4,560	1,354	6,631	4,861	1,770	7,189	4,982	2,207	12.1%	6.6%	30.7%	8.4%	2.5%	24.7%
Passenger Cars	5,303	4,260	1,043	6,037	4,608	1,429	6,487	4,662	1,825	13.8%	8.2%	37.0%	7.5%	1.2%	27.7%
Buses	19	2	17	17	3	14	23	3	20	-10.5%	50.0%	-17.6%	35.3%	0.0%	42.9%
Lorries	592	298	294	577	250	327	679	317	362	-2.5%	-16.1%	11.2%	17.7%	26.8%	10.7%
2. Motorcycles > 50 cc	1,169	1,138	31	842	816	26	1,101	1,054	47	-28.0%	-28.3%	-16.1%	30.8%	29.2%	80.8%

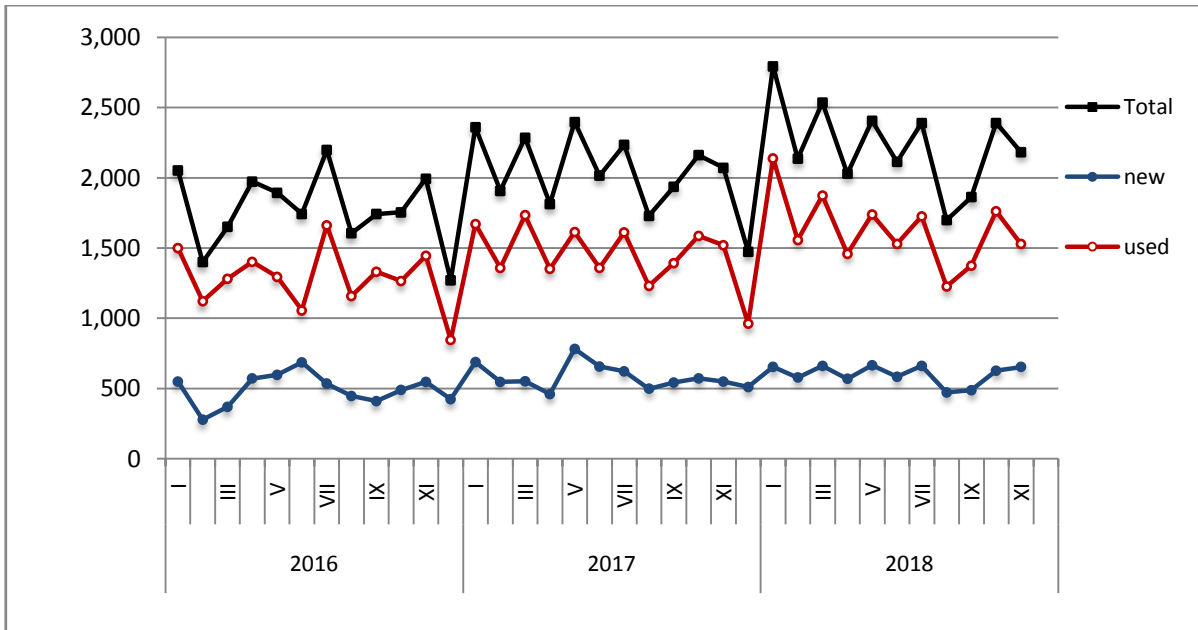
Table 2. Road motor vehicles, both new and used, put into circulation for the first time in Greece: December 2016 - November 2018

Category of Road Motor Vehicles	Average Dec. 2016 - Nov 2017			Average Dec. 2017 - Nov 2018			Change (%)		
							Average Dec. 2017 - Nov 2018 / Average Dec. 2016 - Nov 2017		
	Total	New	Used	Total	New	Used	Total	New	Used
Greece, total									
Road Motor Vehicles,total	15,857	10,622	5,235	19,047	12,113	6,934	20.1%	14.0%	32.5%
1. Road motor cars	12,872	7,872	5,000	15,873	9,224	6,649	23.3%	17.2%	33.0%
Passenger Cars	10,766	7,281	3,485	13,599	8,614	4,985	26.3%	18.3%	43.0%
Buses	90	15	75	106	16	90	17.8%	6.7%	20.0%
Lorries	2,016	576	1,440	2,168	594	1,574	7.5%	3.1%	9.3%
2. Motorcycles > 50 cc	2,985	2,750	235	3,174	2,889	285	6.3%	5.1%	21.3%

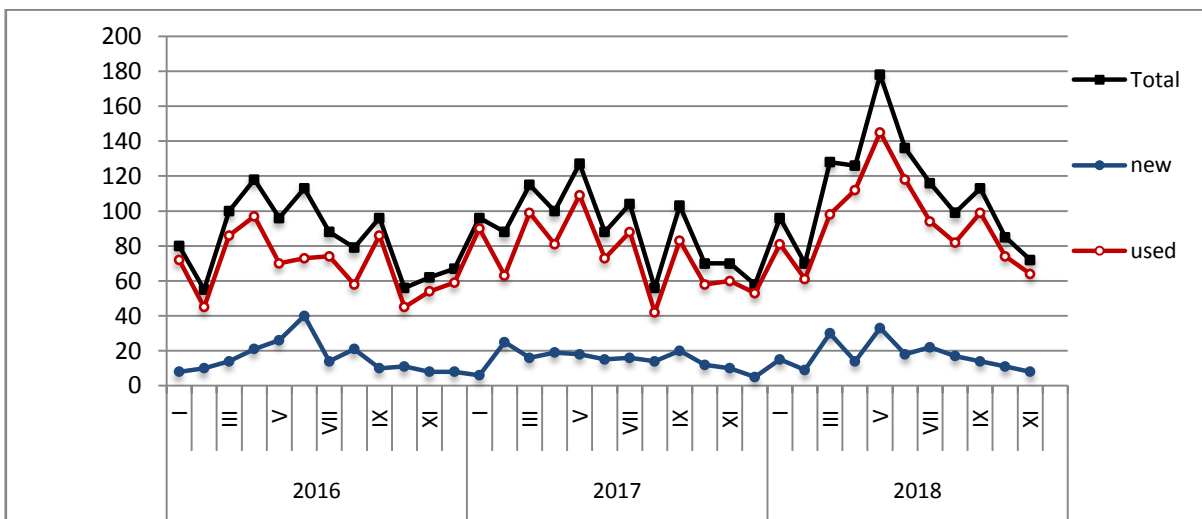
Graph 1: Passenger Cars (January 2016 - November 2018)



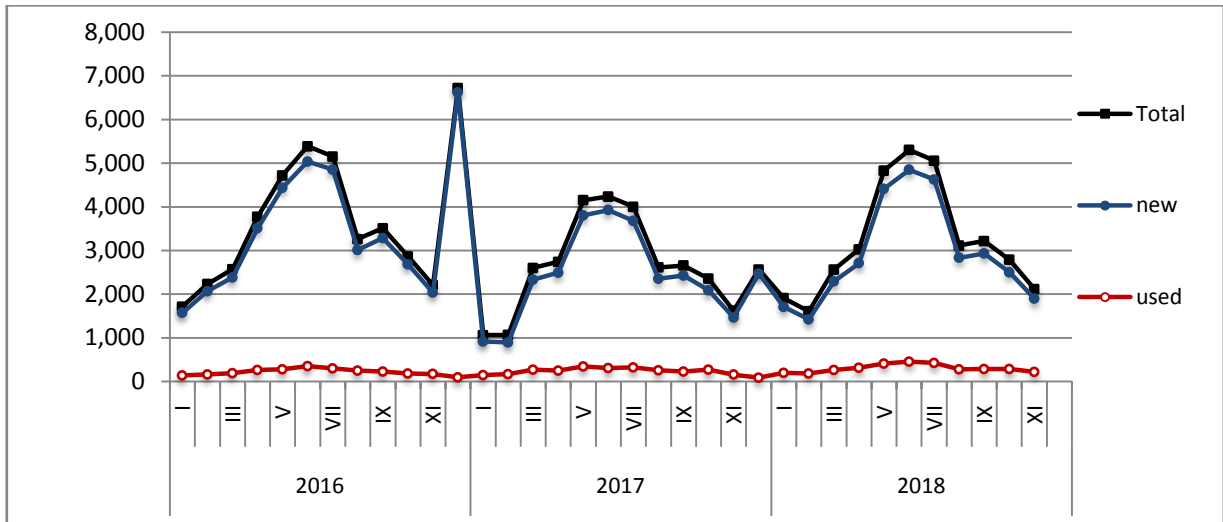
Graph 2: Lorries (January 2016 - November 2018)



Graph 3: Buses (January 2016 - November 2018)



Graph 4: Motorcycles (January 2016 - November 2018)



Graph 5: New Registrations of Motor Vehicles (November 2018)

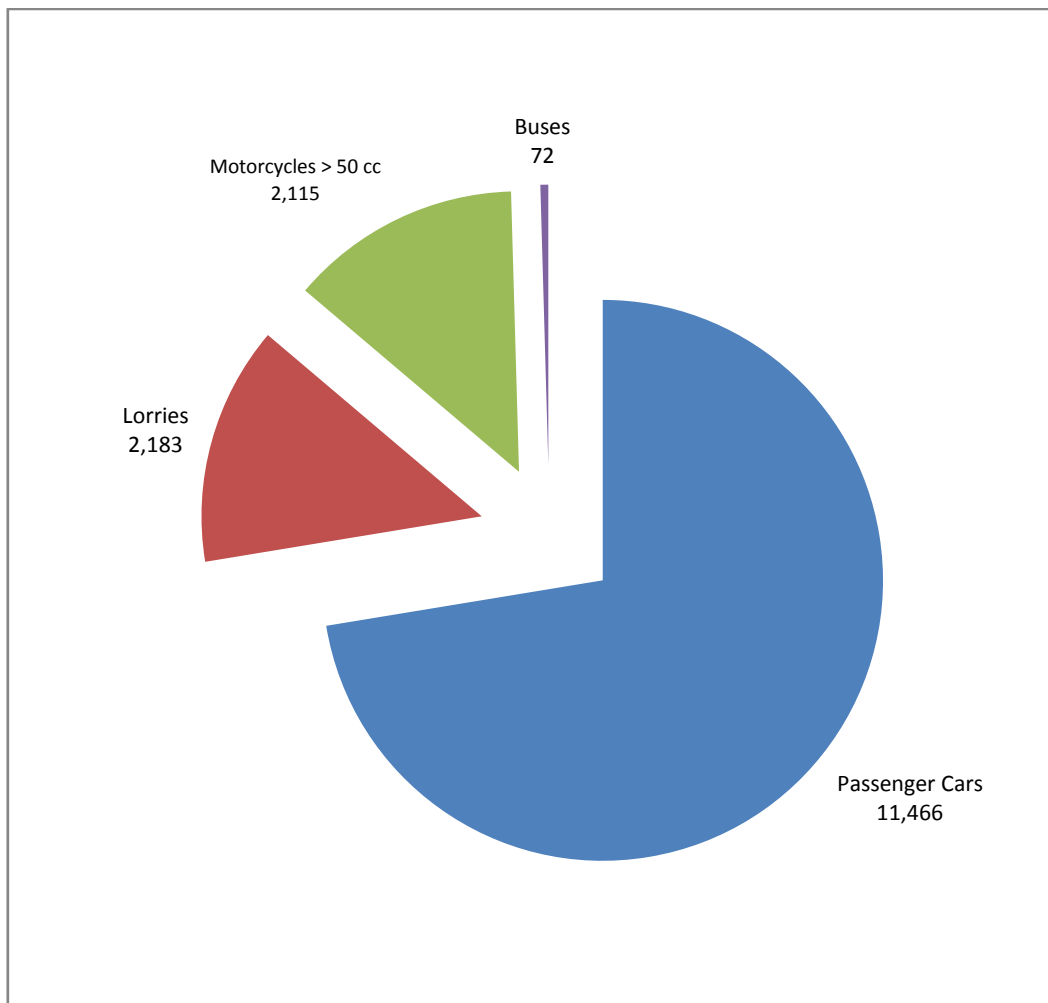
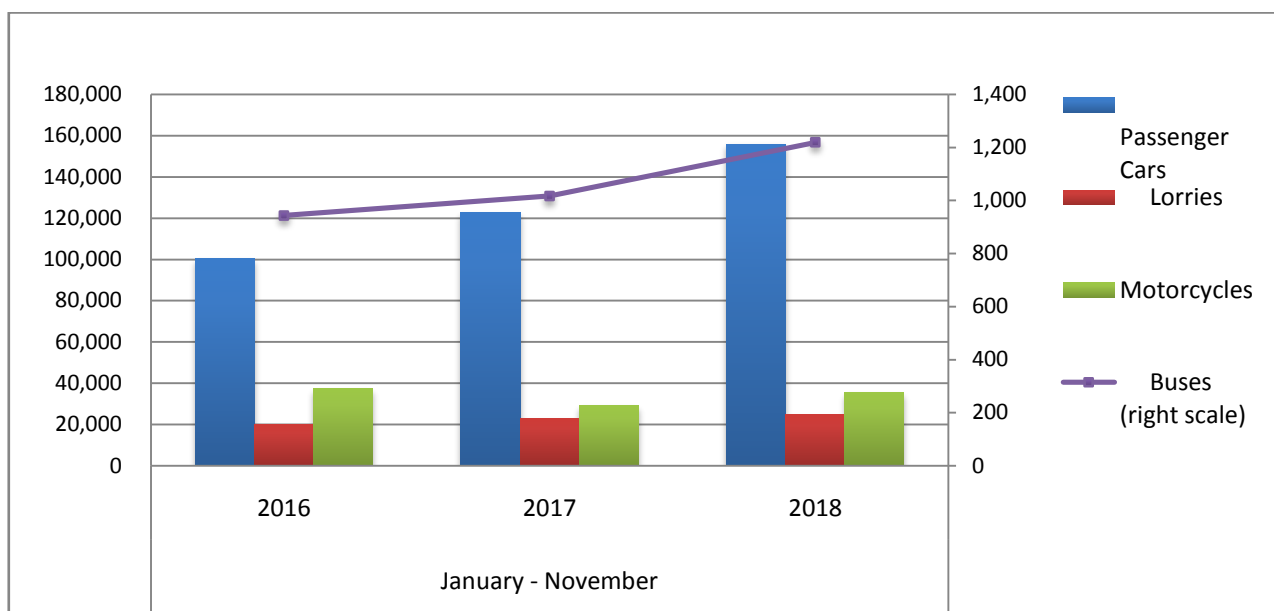


Table 3. Road motor vehicles, both new and used, put into circulation for the first time in Greece: Jan. 2016 - Nov. 2018

Category of Road Motor Vehicles	January - November									Change (%)					
	2016			2017			2018			2017/2016			2018/2017		
	Total	New	Used	Total	New	Used	Total	New	Used	Total	New	Used	Total	New	Used
Greece, total															
Road Motor Vehicles, total	158,689	114,566	44,123	175,961	115,646	60,315	217,171	136,992	80,179	10.9%	0.9%	36.7%	23.4%	18.5%	32.9%
1. Road motor cars	121,303	79,702	41,601	146,860	89,266	57,594	181,652	104,800	76,852	21.1%	12.0%	38.4%	23.7%	17.4%	33.4%
Passenger Cars	100,348	74,026	26,322	122,927	82,613	40,314	155,890	97,985	57,905	22.5%	11.6%	53.2%	26.8%	18.6%	43.6%
Buses	943	183	760	1,017	171	846	1,219	191	1,028	7.8%	-6.6%	11.3%	19.9%	11.7%	21.5%
Lorries	20,012	5,493	14,519	22,916	6,482	16,434	24,543	6,624	17,919	14.5%	18.0%	13.2%	7.1%	2.2%	9.0%
2. Motorcycles > 50 cc	37,386	34,864	2,522	29,101	26,380	2,721	35,519	32,192	3,327	-22.2%	-24.3%	7.9%	22.1%	22.0%	22.3%
Prefecture of Attica															
Road Motor Vehicles, total	83,355	70,359	12,996	89,364	70,855	18,509	109,599	83,312	26,287	7.2%	0.7%	42.4%	22.6%	17.6%	42.0%
1. Road motor cars	67,922	55,208	12,714	77,331	59,184	18,147	94,530	68,794	25,736	13.9%	7.2%	42.7%	22.2%	16.2%	41.8%
Passenger Cars	62,063	52,361	9,702	70,281	55,630	14,651	87,024	65,439	21,585	13.2%	6.2%	51.0%	23.8%	17.6%	47.3%
Buses	336	78	258	364	89	275	471	74	397	8.3%	14.1%	6.6%	29.4%	-16.9%	44.4%
Lorries	5,523	2,769	2,754	6,686	3,465	3,221	7,035	3,281	3,754	21.1%	25.1%	17.0%	5.2%	-5.3%	16.5%
2. Motorcycles > 50 cc	15,433	15,151	282	12,033	11,671	362	15,069	14,518	551	-22.0%	-23.0%	28.4%	25.2%	24.4%	52.2%

Graph 6. New Motor Vehicles Circulation Licenses: January 2016 - November 2018



Graph 7. New Registrations of Motor Vehicles January - November 2018

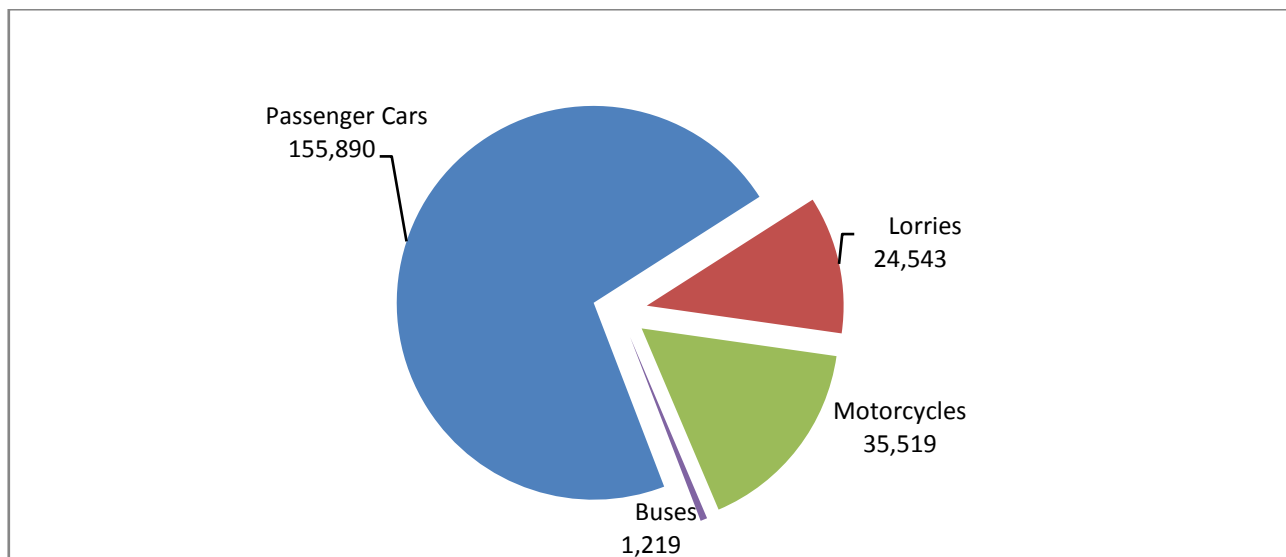


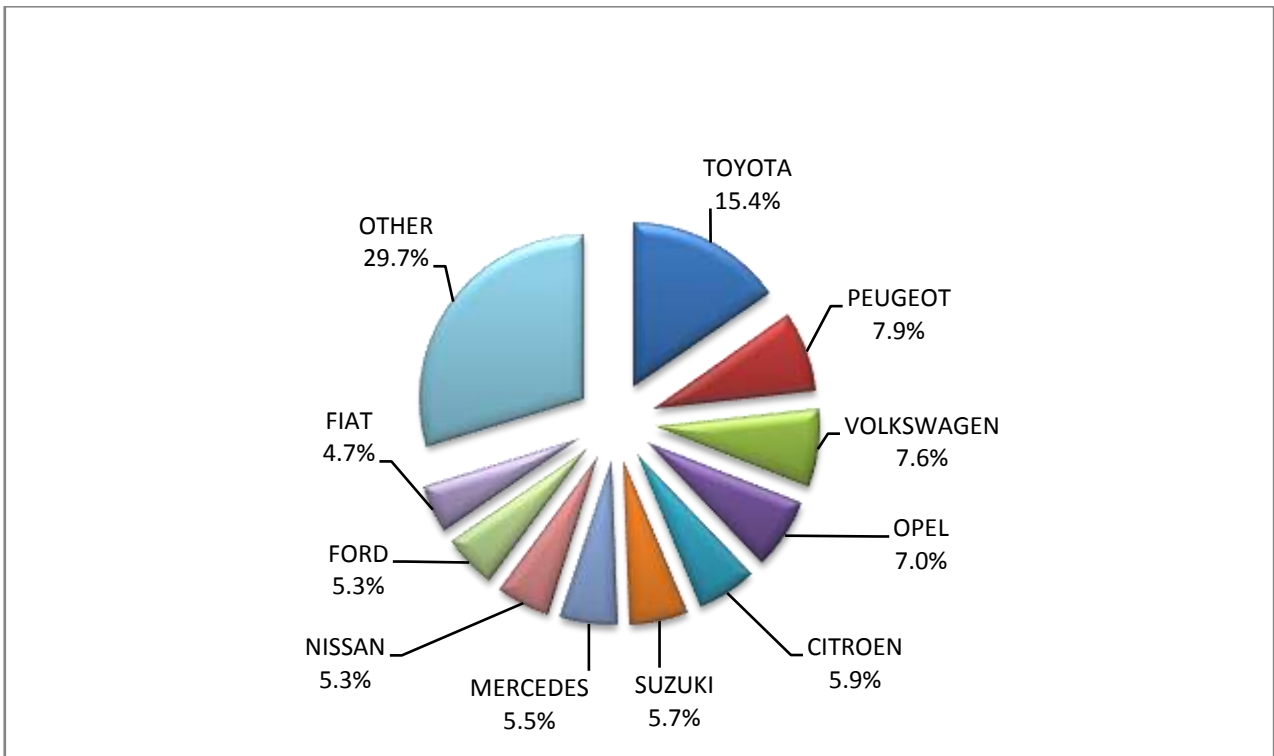
Table 4
Sales of new and used passenger cars by make: November 2018 and January - November 2018

Make	Passenger cars			
	November		January - November	
	new	used	new	used
ALFA LANCIA	-	-	-	1
ALFA ROMEO	41	39	471	420
ASTON MARTIN	-	-	1	1
AUDI	141	18	2,527	439
AUSTIN	-	-	-	5
AUTO RIBEIRO	-	-	3	-
AUTOBIANCHI	-	-	-	4
BEACH-BAGGY	-	-	-	1
BENTLEY	-	-	3	1
BMW	219	29	2,497	505
BRM	-	-	-	4
CADILLAC	-	-	-	4
CARAVANS INTERNATIONAL	-	-	-	1
CHANGA CO	-	-	-	1
CHEVROLET	-	82	2	1,002
CHRYSLER	-	1	-	12
CITROEN	405	178	4,969	2,277
DACIA	55	17	1,241	198
DACIA, RENAULT	-	-	-	1
DAEWOO	-	-	-	13
DAIHATSU	-	43	-	547
DE TOMASO	-	-	-	1
DETHLEFFS	-	1	1	52
DODGE	-	-	-	4
DR MOTOR	-	-	-	1
DS	2	-	9	-
DUCATO Z.MANTOS	-	-	1	-
FERRARI	-	2	-	9
FIAT	326	332	6,788	4,008
FIAT-IVECO	-	-	-	1
FORD	366	275	3,927	3,771
GENERAL MOTORS	-	1	-	1
GM KOREA (CHEVROLET)	-	-	-	30
HONDA	54	99	649	1,073
HYUNDAI	318	206	5,532	2,507
ISUZU	-	-	-	1
IVECO	-	-	-	1
IVECO HOBBY	-	-	-	1
JAGUAR	8	1	117	27
JEEP	44	1	1,045	37
KIA	130	63	2,741	762
KTM	-	-	-	1
LADA	-	-	-	5
LAMBORGHINI	-	-	-	1
LANCIA	-	35	-	343
LAND ROVER	12	6	166	158
LEXUS	6	4	55	18

Table 4 (cont)
Sales of new and used passenger cars by make: November 2018 and January - November 2018

Make	Passenger cars			
	November		January - November	
	new	used	new	used
LEYLAND MOKE	-	-	-	1
LINCOLN	-	-	-	1
LMC	-	-	1	-
LOTUS	-	-	-	2
MARTIN	-	-	-	2
MASERATI	1	-	8	6
MATRA	-	-	-	1
MAZDA	-	38	2	467
MERCEDES	378	123	3,401	1,911
MERCEDES Z.MANTOS	-	-	42	-
MG	-	-	-	2
MINI	126	27	1,445	423
MINI MAFER	-	-	-	1
MITSUBISHI	22	67	279	790
MORETTI	-	-	-	1
MORGAN	-	-	-	2
NISSAN	367	281	7,645	3,724
OPEL	480	610	6,640	7,412
PEUGEOT	545	167	7,772	2,084
PEUGEOT AUTO RIBEIRO	-	-	127	1
PONTIAC	-	-	-	1
PORSCHE	3	3	67	82
RANGE ROVER	-	-	1	9
RENAULT	266	176	4,033	2,541
RIMOR, XGO, BLUCAMP, KENTUCKY CAMP, AHORN	-	-	1	-
ROVER	-	-	-	1
SAAB	-	-	-	12
SAEHAN MOTOR	-	-	-	1
SEA / MOBILVETTE	-	-	-	14
SEAT	104	37	2,593	437
SECMA	-	-	2	-
SKODA	224	61	3,439	759
SMART	51	247	569	2,628
SSANGYONG	1	-	28	8
SUBARU	1	3	46	53
SUZUKI	389	189	5,743	2,145
TATA	-	-	-	2
TESLA	-	-	2	5
TOYOTA	1,057	951	11,136	11,758
TRIUMPH	-	-	-	4
VOLKSWAGEN	526	168	8,677	2,256
VOLKSWAGEN - Z.MANTOS	-	-	2	-
VOLVO	216	1	1,539	108
TOTAL	6,884	4,582	97,985	57,905

Graph 8. Sales of new passenger cars by make (November 2018)



Graph 9. Sales of new passenger cars by make (January - November 2018)

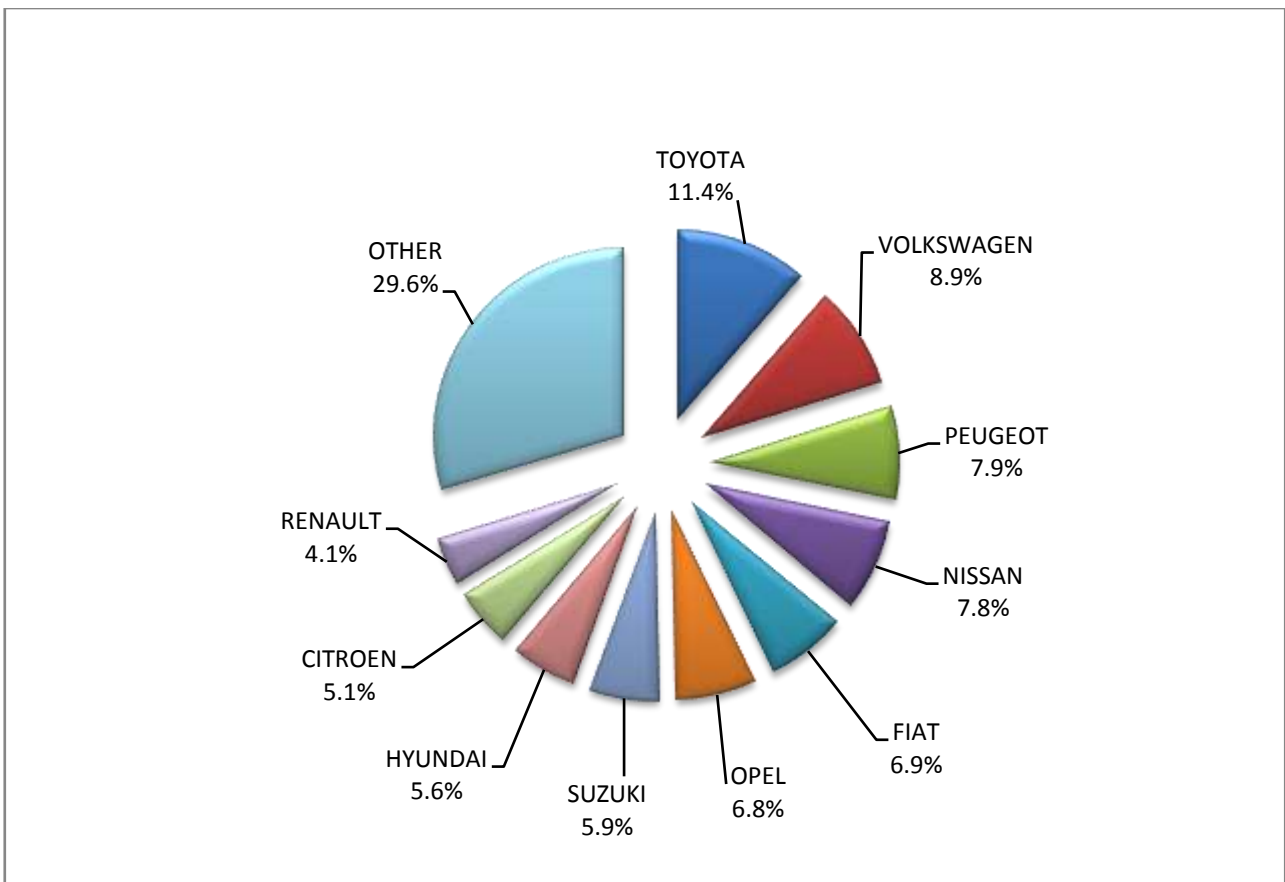


Table 5
Sales of new and used lorries by make: November 2018 and January - November 2018

Make	Lorries			
	November		January - November	
	new	used	new	used
BMW	-	-	-	2
CADILLAC	-	-	-	1
CHEVROLET	-	-	-	1
CHRYSLER	-	-	-	4
CITROEN	28	37	345	546
DACIA	8	-	88	22
DAEWOO	-	-	-	1
DAF	-	35	7	341
DAF TECMEC A.E.B.E.	-	-	1	-
DAF A. KAOUSSIS SA	-	-	1	-
DAF KOSKERIDIS	-	-	1	-
DAF TECMEC A.E.B.E.	-	-	2	-
DAF A. & I. ΔΕΡΒΙΣΗ Ο.Ε	-	-	1	-
DAF ΑΝΔΡΕΑΣ ΚΑΡΚΑΓΓΕΛΗΣ	-	-	-	1
DAF Σ.ΤΣΙΛΙΜΠΑΡΗΣ & ΣΙΑ Ε.Ε.	-	-	1	-
DAF ΤΑΞΙΑΡΧΟΥ	-	-	1	-
DAIHATSU	-	1	-	11
DENNIS EAGLE	-	1	-	4
DODGE	-	-	-	7
EFFEDI	-	-	-	1
FIAT	97	178	922	2,200
FIAT ΤΑΞΙΑΡΧΟΥ	-	-	2	-
FIAT A. KAOUSSIS SA	-	-	3	-
FIAT DYNA TRAILERS S.A.	-	-	2	-
FIAT VEICOLI BLINDATI NOM S.R.L	-	-	2	-
FIAT-IVECO	-	2	1	59
FORD	134	197	1,178	1,863
FORD A. KAOUSSIS SA	-	-	5	-
FORD STATHIS	-	-	-	1
GENERAL MOTORS	-	1	-	1
GINAF	-	-	-	1
GONOW	-	-	-	2
GOUPIL, MEGA, POLARIS, GEM	-	-	1	-
GREAT WALL MOTOR	-	-	-	5
HONDA	-	-	-	1
HUMMER	-	-	-	1
HYUNDAI	-	2	1	63
INTRALL POLSKA	-	-	-	1
ISUZU	7	24	163	214
ISUZU ΤΑΞΙΑΡΧΟΥ	1	-	1	-
ISUZU ΗΦΑΙΣΤΟΣ ΣΤΕΦΑΝΟΣ	-	-	4	-
ISUZU ΘΕΟΧΑΡΗΣ ΝΤΟΥΝΑΣ	-	-	1	-
IVECO	4	19	17	225
IVECO A. KAOUSSIS SA	-	-	2	-
IVECO CONTRUCK MECHANICA	1	-	1	-

Table 5 (cont)
Sales of new and used lorries by make: November 2018 and January - November 2018

Make	Lorries			
	November		January - November	
	new	used	new	used
IVECO KOSKERIDIS	-	-	2	-
IVECO A & Z ΧΟΝΔΡΟΠΟΥΛΟΣ Ο.Ε.	-	-	5	-
IVECO ΗΦΑΙΣΤΟΣ ΣΤΕΦΑΝΟΣ	1	-	9	-
IVECO ΝΤΟΥΝΑΣ ΘΕΟΧΑΡΗΣ	4	-	4	-
IVECO MAGIRUS	-	-	-	33
IVECO SPA	-	-	-	3
KIA	-	-	-	8
LADA	-	-	-	1
LAND ROVER	-	1	-	16
MAHINDRA	-	-	-	3
MAN	1	48	12	611
MAN A. ΚΑΟΥΣΣΙΣ SA	3	-	14	-
MAN DYNA TRAILERS S.A.	-	-	5	-
MAN NEXTRA EVOLUTION	-	-	2	-
MAN Β.ΚΑΡΑΒΙΑΣ & Ε.ΞΕΝΙΟΣ - ΚΑΞΕΚΩ Ο.Ε	-	-	1	-
MAN ΕΥΓΕΝΕΙΑΔΟΥ ΜΑΡΙΑ & ΣΙΑ Ο.Ε.	-	-	3	-
MAN ΖΑΚΟΣ GROUP Α.Β.Ε.Ε.	-	-	2	-
MAN ΤΑΞΙΑΡΧΟΥ	-	-	1	-
MAN MECCANICA	-	-	-	1
MAZDA	2	24	4	313
MERCEDES	25	306	305	3,867
MERCEDES Α&Ι ΔΕΡΒΙΣΗΣ	-	-	-	2
MERCEDES Α. ΚΑΟΥΣΣΙΣ SA	2	-	31	-
MERCEDES CONTRUCK MECHANICA	-	-	3	-
MERCEDES DENNIS EAGLE	-	-	-	1
MERCEDES DYNA TRAILERS S.A.	-	-	58	1
MERCEDES F.X. MEILLER	2	-	2	1
MERCEDES KOSKERIDIS	-	-	1	-
MERCEDES MENCI & C.S.P	-	-	1	-
MERCEDES MOSCHOS Β. ΙΟΑΝΝΙΣ	2	-	3	-
MERCEDES RAUSCH GMBH & CO KG	-	-	-	1
MERCEDES SMYRLIADIS	-	-	2	-
MERCEDES Α & Ζ ΧΟΝΔΡΟΠΟΥΛΟΣ Ο.Ε.	-	-	1	-
MERCEDES ΕΥΣΤΑΘΙΟΣ ΖΥΓΟΥΡΗΣ & ΣΙΑ ΕΒΕ	-	1	1	1
MERCEDES ΗΦΑΙΣΤΟΣ ΣΤΕΦΑΝΟΣ	2	-	3	-
MERCEDES ΘΕΟΧΑΡΗΣ ΝΤΟΥΝΑΣ	-	-	23	-
MERCEDES Σ.ΜΑΡΚΕΤΟΣ - Κ.ΤΑΛΛΑΡΟΣ ΕΠΕ	-	-	1	-
MERCEDES ΤΑΞΙΑΡΧΟΥ	-	-	1	-
MERCEDES ΤΣΙΛΙΜΠΑΡΗΣ ΣΠ. & ΣΙΑ Ε.Ε.	-	-	1	-
MINIBUS	15	72	190	689
MITSUBISHI DYNA TRAILERS S.A.	-	-	3	-
MITSUBISHI NEXTRA EVOLUTION	-	-	1	-

Table 5 (cont)
Sales of new and used lorries by make: November 2018 and January - November 2018

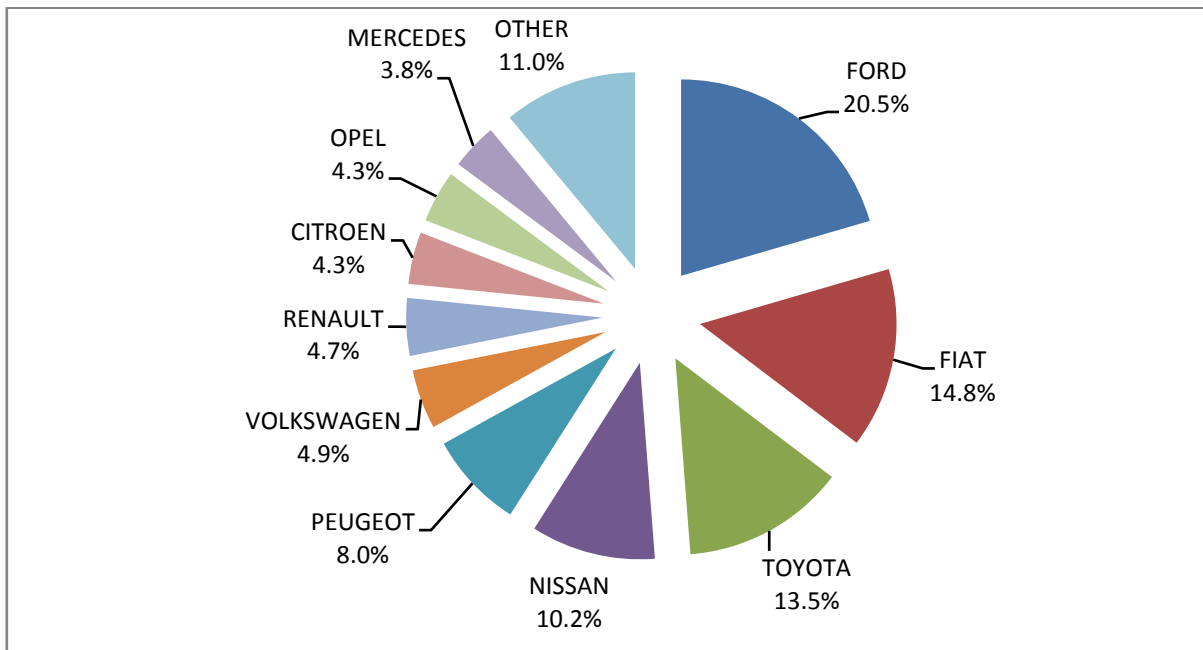
Make	Lorries			
	November		January - November	
	new	used	new	used
MITSUBISHI KOSKERIDIS	-	-	2	-
MITSUBISHI A. KAOUSSIS SA	-	-	5	-
MITSUBISHI SMYRLIADIS	1	-	2	-
MITSUBISHI ΑΦΟΙ ΝΑΘΑΝΑΗΛ ΟΕ	-	-	1	-
MITSUBISHI Γ. & Δ. ΚΑΒΟΥΡΑΣ Ο.Ε.	-	-	1	-
MITSUBISHI ΝΤΟΥΝΑΣ ΘΕΟΧΑΡΗΣ	10	-	10	-
MITSUBISHI ΤΑΞΙΑΡΧΟΥ	-	-	1	-
NISSAN	67	113	583	1,231
NISSAN THEODORIDIS TANK S.M.P.C.	-	-	3	-
NISSAN ΝΤΟΥΝΑΣ ΘΕΟΧΑΡΗΣ	-	-	1	-
OAF	-	-	-	3
OPEL	28	68	158	847
PEUGEOT	52	48	676	517
PFAU	-	1	-	10
PIAGGIO	2	7	27	54
PIAGGIO NEXTRA EVOLUTION	-	-	1	-
PIAGGIO ΧΡ. ΝΕΖΗΣ & ΣΙΑ	-	-	1	-
PIAGGIO & C SPA Α. ΚΑΟΥΣΣΙΣ ΣΑ	2	-	6	-
PSAUS	-	-	-	1
RAM	-	-	-	1
RENAULT	31	88	201	1,057
RENAULT ΑΡΜΑ ΠΑΝΤΕΛΙΔΗΣ	-	-	-	1
ROVER	-	-	-	5
SCAM SRL	-	-	-	1
SCANIA	1	33	9	416
SCANIA Α. ΚΑΟΥΣΣΙΣ ΣΑ	-	-	5	-
SEAT	-	1	1	19
SKODA	-	4	-	59
SSANGYONG	1	1	2	6
STEYER	-	-	-	4
SUZUKI	-	1	-	14
TATA	-	-	-	3
TECMEC S.A.	-	-	1	-
TERBERG	-	-	-	1
TOYOTA	88	66	1,037	709
VOLKSWAGEN	32	88	419	1,012
VOLKSWAGEN ΘΕΟΧΑΡΗΣ ΝΤΟΥΝΑΣ	-	-	1	-
VOLVO	-	61	17	815
VOLVO Α. ΚΑΟΥΣΣΙΣ ΣΑ	-	-	1	-
VOLVO DYNA TRAILERS S.A.	-	-	1	-
VOLVO Α. & Ι. ΔΕΡΒΙΣΗ Ο.Ε	-	-	1	-

Table 5 (cont)

Sales of new and used lorries by make: November 2018 and January - November 2018

Make	Lorries			
	November		January - November	
	new	used	new	used
A & Z ΧΟΝΔΡΟΠΟΥΛΟΣ Ο.Ε.	-	-	1	-
A. & I. ΔΕΡΒΙΣΗ Ο.Ε.	-	-	-	1
ΠΑΠΑΔΑΚΗ ΑΦΟΙ ΑΒΕΤΕ	-	-	-	1
TOTAL	654	1,529	6,624	17,919

Graph 10. Sales of new lorries by make (November 2018)



Graph 11. Sales of new lorries by make (January - November 2018)

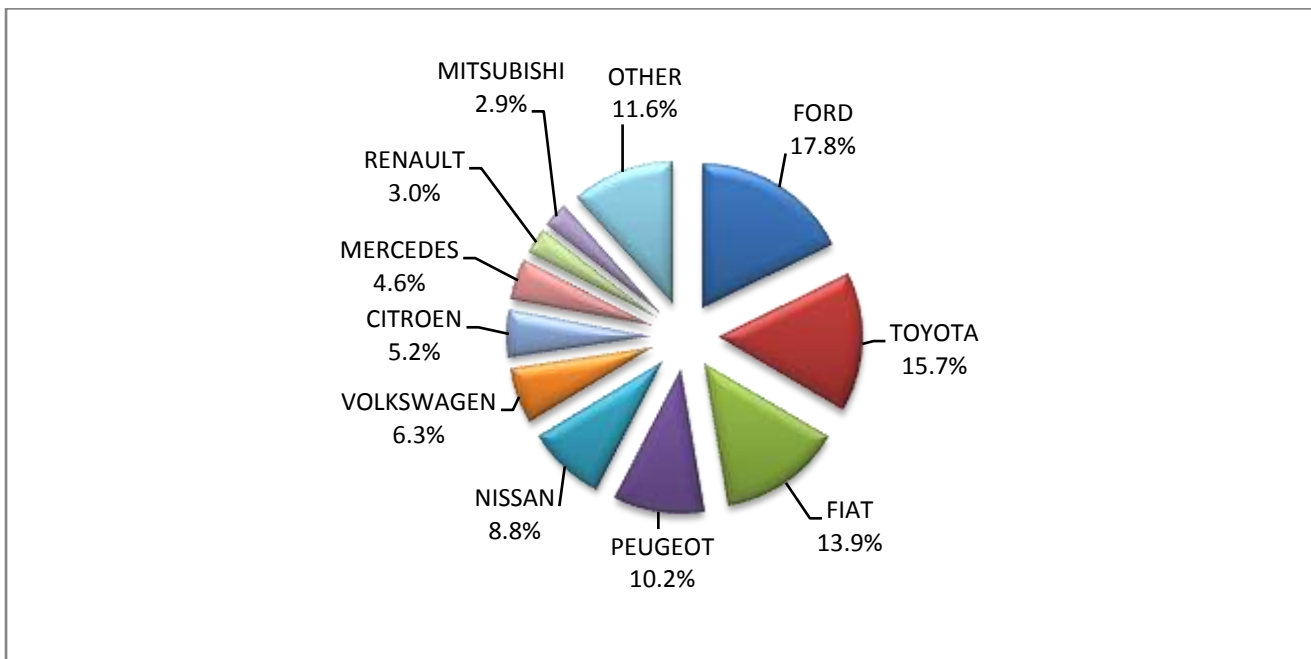


Table 6
Sales of new and used buses by make: November 2018 and January - November 2018

Make	Buses			
	November		January - November	
	new	used	new	used
BOVA	-	4	1	52
CITROEN	-	-	-	1
DAF	-	1	-	4
EVOBUS	-	1	-	14
FIAT	-	-	1	7
FIAT IVECO	-	-	-	13
FORD	-	1	10	22
GULERYUZ	-	-	-	2
IRISBUS	-	-	-	2
IRIZAR	1	-	3	1
ISUZU	-	-	3	3
ITALBUS	-	-	1	-
IVECO	-	-	1	12
IVECO NIKAS	-	-	1	-
IVECO, IRISBUS	-	-	-	2
KARSAN	-	-	1	-
KASSBOHRER	-	1	-	3
MAGYAR	-	-	-	1
MAN	-	4	7	68
MAN/NEOPLAN	-	-	2	1
MERCEDES	4	40	30	568
MERCEDES CENTO BUS	-	-	2	-
MERCEDES ERDUMAN	-	-	15	1
MERCEDES ERMISBUS	-	-	17	-
MERCEDES NIKAS	-	-	34	1
MERCEDES PAPADAKIS	-	-	8	-
MERCUS	-	-	-	1
NEOPLAN	1	2	6	38
OPEL	-	-	20	-
OTOKAR	-	-	1	3
PEUGEOT	-	-	-	1
RENAULT	-	-	-	11
SCANIA	-	3	-	34
SCANIA HIGER	-	-	4	-
SETRA	-	3	15	83
TEMSA	2	1	6	32
VAN HOOL	-	-	-	11
VOLKSWAGEN	-	1	-	15
VOLVO	-	1	-	14
VOLVO IRIZAR	-	-	2	-
XIAMEN KING LONG	-	1	-	7
TOTAL	8	64	191	1,028

Graph 12. Sales of new buses by make (January - November 2018)

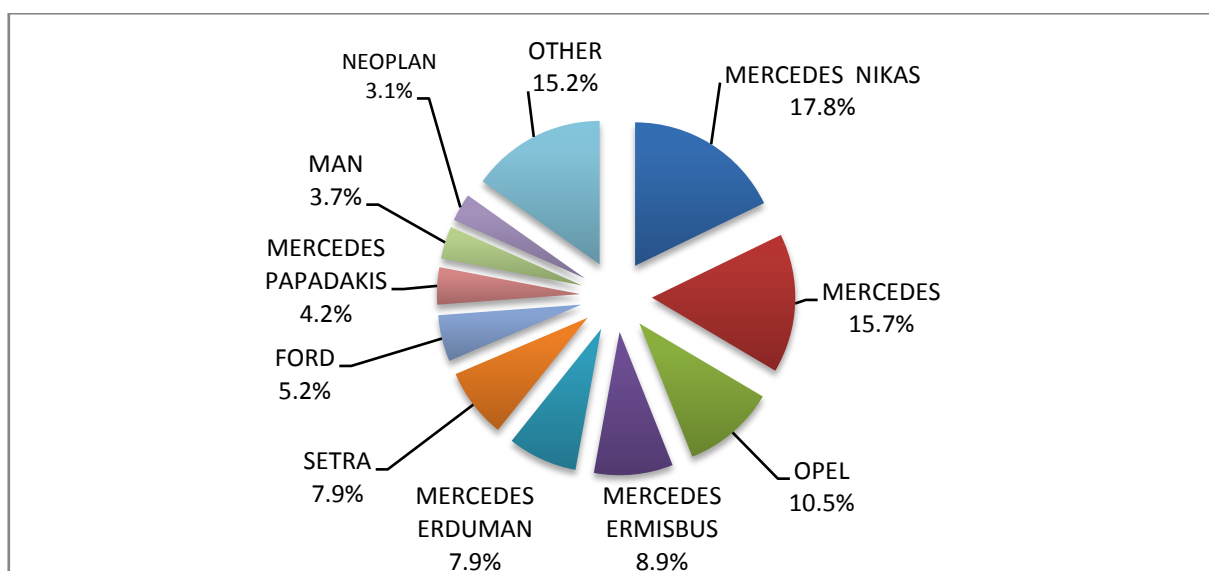


Table 7

Sales of new and used motorcycles by make or manufacturer: November and January - November 2018

Make	Motorcycles			
	November		January - November	
	new	used	new	used
ACCESS	-	-	8	-
AEON MOTOR	-	-	2	1
AGUSTA	-	-	-	1
AIE	-	-	-	1
APRILIA	1	6	26	110
APRILIA, DERBI, GILERA di Piaggio & C. S.p.A.	-	-	1	-
ARCTIC CAT, MASSEY FERGUSON	-	-	-	2
ASKOLL	-	-	3	-
AYO, HAOJIANG, ZHONGYU, THUMP, THUMPSTAR, KIDEN, ZONTES, Junak, SENKE, TANNY, TYAN, ROMET, ROMET MOTORS, ROUTER	1	-	16	-
BAJAJ	-	-	20	-
BAROSSA MOTOR	-	1	-	2
BASHAN	-	-	7	1
BASHAN, AMGroup, AMGroup Bike, DON, IRBIS, WORKER BEAR, Nomik ATV 2	-	-	11	-
BASHAN, APACHI, ISILDAR APACHI, ISILDAR, APACHE, ADVENTUREMOTORS	-	-	1	-
BENELLI	9	2	243	8
BENZHOUE	-	-	-	4
BETA	4	-	45	1
BMW	41	6	627	114
BOMBARDIER RECREATIONAL PRODUCTS ING (BRP)	1	1	7	6
BRIXTON	6	-	86	-
BUYANG	-	-	2	-
CASALINI	-	-	-	1
CFMOTO	2	-	74	6
CFMOTO, GOES	1	-	33	-
CG	-	-	6	-
CHINA JIALING	-	-	-	1
CHONGQING	-	-	1	-
CPI	-	-	-	1

Table 7(cont)

Sales of new and used motorcycles by make or manufacturer: November and January - November 2018

Make	Motorcycles			
	November		January - November	
	new	used	new	used
DAELIM	1	-	50	9
DAYANG, DAYTONA MOTORS, NIPPONIA, KUBA	44	-	623	4
DAYANG, DAYTONA MOTORS, NIPPONIA, SALCANO	207	-	2,729	6
DAYTONA	-	-	32	2
DAZON	-	-	1	-
DERBI	-	-	3	-
DONGFENG	-	-	1	-
DOOHAN, GOODYEA	-	-	1	-
DUCATI	13	-	172	24
EAGLE	-	-	-	2
E-TON	-	-	-	1
EVA, EMBUGGY, VINTAGE, EVANGEL	1	-	21	2
FULU, LICH	-	-	2	-
FUXIN	-	-	1	-
GAGIVA MOTOR	-	-	-	1
GAS GAS	1	-	1	1
GILERA	-	-	-	12
GILERA, PIAGGIO	-	1	-	2
HAOJIAN, ZONTES, TAYO, Sharpon, IFINO, KIDEN, ZHONGYU, CUBTOM, DIYUN, NAMIN,TIM DERVI, VUKA, THUMP, RIPPER	6	-	31	-
HAOJIANG, SENKE, ZONTES, TAYO, YINGZHI, KIDEN, TANNY, ZHONGYU, RIPPER, FNX, RAFINZ, MONDIAL, FERRO, GB MOTORS	-	-	4	-
HAOJIANG, SENKE, ZONTES, TAYO, YINGZHI, KIDEN, TANNY, ZHONGYU, RIPPER, REVATTO, ZIPP, RAFINZ	-	-	7	-
HAOJIN	-	-	1	-
HARLEY DAVIDSON	7	2	101	48
HDK, DALLE, W/M, EVOLUTION, STORM, MELEX	-	-	1	-
HEINKEL	-	-	-	1
HER CHEE, ADLY MOTO, MOTO RO	-	1	-	2
HESHAN, GOUJI, NANLIAN, MOTORCYCLE INDUSTRY, ORCAL, AJS, HERALD MOTOR COMPANY,MACBOR,MOTOBI	-	-	3	-
HONDA	212	54	3,516	626
HSUN	-	-	-	1
HSUN, HISUN, APACHI, Mx, MASAI, HYTRACK, TRAPPER, PUMAREX, GEON, ASYAMOTOR, DAYTONA MOTORS, KRAL	-	-	101	-
HUSABERG	-	-	-	3
HUSQVARNA	4	-	25	3
HYOSUNG & S&T KANUNI	-	-	3	-
INDIAN MOTORCYCLE	1	-	33	-
ITALCAR	-	-	-	1
ITALJET	-	-	-	1
JIAJI, HUATIAN, FEILING, LINTEX, GOMAX, SOMOTO, TECHMOOVE, TAURIS	-	-	2	1
JIAJUE, JINDING, LANYING, DHS, MIROMOTO, ALPHAMOTO, SPRINT, QLINK, MAXON, RICH MOTORS, EUROCKA(CKA), PEDA	-	-	2	-
JIAJUE, JOYRACE, MAXON, GINEVA MOTO, MONDIAL, UGUR, DERRACE, VIARELLI, Berini, MAGPOWER, ROMET MOTORS	1	-	28	-
JIALING, MOTORAN, TRAXX, SPADA, SKYWING, SPD, ASUS, RACING	-	-	6	-
JIANSHE	-	-	10	2
JIAYUAN	3	-	61	-
JINCHENG	-	-	2	-

Table 7 (cont)

Sales of new and used motorcycles by make or manufacturer: November and January - November 2018

Make	Motorcycles			
	November		January - November	
	new	used	new	used
JINLANG, ZIPP, HORS, IVA, Ariic, figuretta motorcycles fat boy, btc, agm, lintex, razory, romet, motors	-	-	6	-
JINLANG, ZUNDAPP, XHODNA, APGmoto, COLIBRI, RAZORY, VIARELLI, SUMCO, FLEX TECH, IVA, TNT moto	-	-	16	-
JLAJI, HUATIAN, FEILING, TUTU, EPM, Mondid, KINGWAY, ROMET MOTORS	-	1	2	1
JMSTAR, SHENKE, HUIBANG, JONWAY, MOTORAN, MINELLI, LAPO MOTORS	-	-	8	1
JOYNER	-	-	-	2
KAWASAKI	7	2	244	54
KEEWAY	-	-	1	2
KENBO	-	-	2	-
KL	-	-	2	1
KTM	24	2	306	24
KWANG YANG	-	1	-	21
KYMCO	80	22	1,807	489
LAMBRETTA	2	-	11	1
LAVERDA	-	-	-	1
LIFAN, HONLEI, SKYGO, BISAN-LIFAN	-	-	7	-
LIFAN, SKYGO, HONLEI, BISAN-LIFAN, TRUVA, SALCANO, YUKI, RAMZEY, BRANSON, SUMCO, NEMO, XPLOER, LEVO, ACONDA	-	-	18	-
LINGKEN	-	-	1	-
LINHAI, KUBA, ONLINE, LHY	-	-	134	8
LML	-	-	1	1
LONCIN	-	-	1	-
LONCIN, KINLON, LONGTING, KUBA, YUKI, MONDIAL, STMAX, KANUNI, MOTORAN, ASYA, QUSWA, PUMAREX, RALLY USA, MOD, CCM	3	-	20	1
LONCIN, X-GEAR	1	-	1	-
LONGJIA, ITALJET, ORCAL, BEELINE	1	-	14	-
LONGJIA, ITALJET, ORCAL, BEELINE, ROMET MOTORS, GEMINI, LEXMOTO, JAHANRO, VGA, DAYTONA MOTORS	-	-	21	-
LONGJIA, ORCAL, TNT MOTOR, BEELINE, VGA, ITALJET, GEMINI, lexmoto, Jahanro, italo, NECO	3	-	102	-
MALAGUTI	-	2	-	11
MBK	-	1	-	18
MELEX	1	-	14	-
MESSEL	-	1	-	1
MG MOTO	3	-	53	-
MGK HM	110	1	1,866	7
MINSK, ZONGSHEN, IRIBIS, MONDIAL, LEXMOTO, JUNAK, HONLEY, OVERBIKES	-	-	8	-
MODENAS	-	2	4	7
MONDIAL, PELPI INTERNATIONAL	-	-	4	-
MOTO GUZZI	2	-	25	4
MOTO GUZZI DI PIAGGIO & C.S.p.A.	-	-	7	-
MOTO S.P.A	-	-	12	-
MOTOBECANE	-	-	-	1
MOTO-ROMA	-	-	2	-
MV AGUSTA	-	-	9	1
MZ	-	-	1	-
MZ MOTORRAD	-	-	5	-

Table 7 (cont)

Sales of new and used motorcycles by make or manufacturer: November and January - November 2018

Make	Motorcycles			
	November		January - November	
	new	used	new	used
NIPPI	-	-	-	1
NIPPONIA	-	-	-	1
NORTON	-	-	-	1
ORCAL	-	-	3	-
PEUGEOT	7	3	178	21
PIAGGIO	318	21	6,004	438
PIONEER, LEXMOTO, PULSE, BULLIT, OMAKS, JHC, ASYA, MONDIAL, KUBA,ACE	-	-	6	-
PIONEER, LEXMOTO, PULSE,BULLIT, HERALD, WOTTAN, EURO MOTORS, VERVEMOTO, SP BIKE, EXPLORER, RIDE	-	-	3	-
POLARIS	-	-	64	4
POLINI	-	-	1	-
QINGQI	2	-	12	1
QINGQI, CLEVELAND CYCLEWERKS ACE, CLEVELAND ACE, CLEVELAND CYCLEWERKS ACE DELUXE	1	-	32	1
QINGQI, KADIRGA	-	-	3	-
QINGQI, PIONEER, i-moto, SUPERBYKE, KENROD, QLINK,YUKI, SACHS-Bikes, DAYTONA	1	-	14	2
QINGQI, YUKI, KARCHER, DAYTONA, SINNIS, KREIDLER	-	-	12	1
QJ , QJIANG, KEEWAY, LEONE	-	-	5	-
QJ, QJIANG, KEEWAY, LEONE, KUBA, RKS, BENELLI, VENGO	-	-	3	-
QJ, QJIANG, KEEWAY, LEONE, KUBA, RKS, EMPIRE KEEWAY, BENELLI, TELL, KREIDLER, KSR MOTO, GENERIC, EXPLORER, RIDE	-	-	3	-
QJ, QJIANG, KEEWAY, LEONE, KUBA, RKS, TELL, EMPIRE KEEWAY, BENELLI, VENGO	4	-	202	-
QJ, QJIANG, KEEWAY, LEONE, KUBA, RKS, tell,VENGO	1	-	9	-
QJ, QJIANG, KEEWAY, LEONE, RKS, BENELLI, EMPIRE KEEWAY, KUBA	13	-	139	-
QJ, QJIANG, KEEWAY, LEONE, RKS, TELL, VENGO	-	-	2	-
QJ, QJIANG, KEEWAY, LEONE, tell, KUBA, RKS, BENELLI, VENGO	7	-	100	1
QSTRONG, CELIK, GSMoo	-	1	-	1
QUADDY	-	-	1	1
QUADRO, QUADRO VEHICLES	1	-	11	2
REGAL-RAPTOR, CAJERO, AJS, YUK	-	-	-	2
RENAULT	-	2	-	3
RENLI	-	-	4	-
REVA	-	-	-	1
REX	-	1	-	1
RIYA, HONLING, YAMAKOYO, TIANYING, GOES, SANYOU, BM, FUN BIKE, WOTTA	-	-	1	-
ROYAL ENFIELD	-	-	7	-
SANYANG	-	1	-	15
SANYOU, TARO, CHUANGTAI, GOES, JUNAK, WOTTAN, BARTON MOTORS, MAGPOWER, CAPIRELLI, OVERBIKES, PEDA	-	-	2	-
SHANYANG, ATLAS PANTHER, YAMAZUKI MOTO, MOTORKING, Hirlee, XB	7	-	71	-
SHARE'NGO, ZHIDOU	1	1	3	3
SHERCO	-	1	3	3
SHINERAY	-	-	7	2
SHINERAY, MONDIAL, DAYTONA MOTORS, WK, ROMET MOTORS, MASH, M1NSK, WK BIKES	3	-	27	-
SINNIS	-	-	-	1

Table 7 (cont)

Sales of new and used motorcycles by make or manufacturer: November and January - November 2018

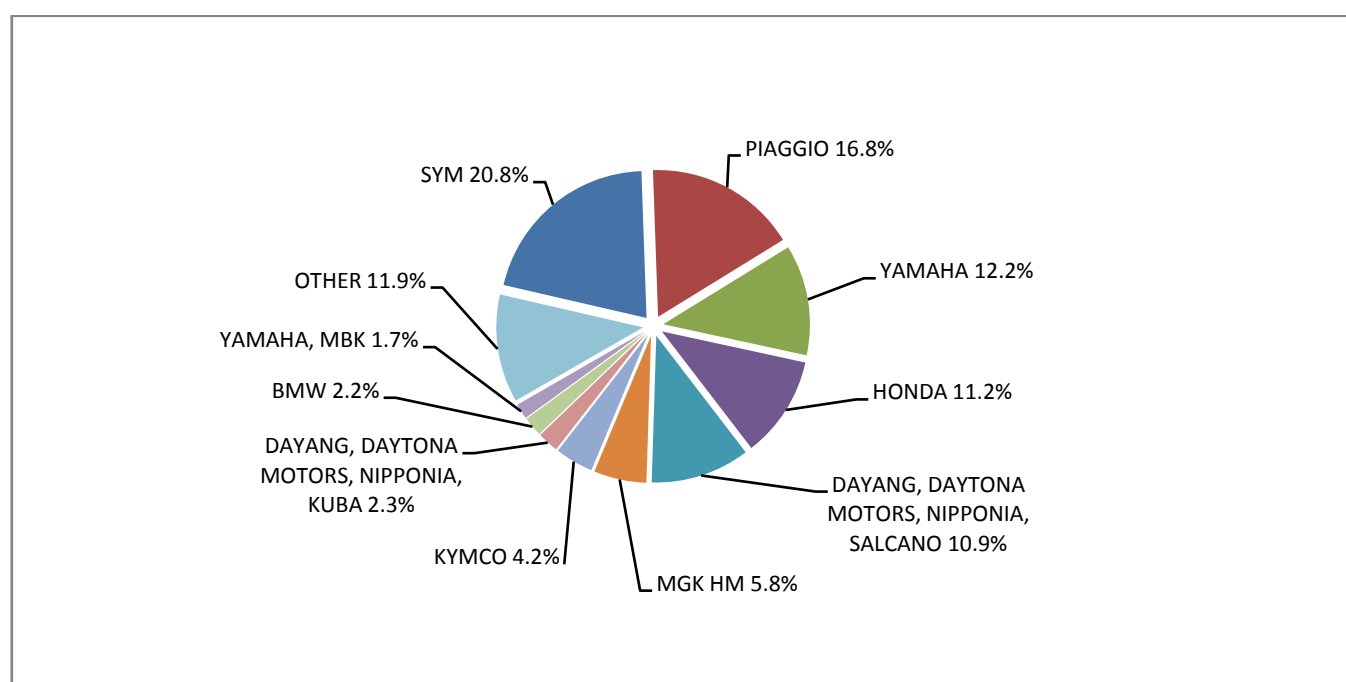
Make	Motorcycles			
	November		January - November	
	new	used	new	used
SKYTEAM, SACIN, METALCO, SOKUDO, BAZUKA, MINICO, MOTOS BORDOY, SUMCO, ROXON, CSR, MONKEY BIKES, FAZTEK	-	-	17	-
SKYTEAM, SASIN, CSR, METALCO, SOKUDO, BAZUKA, MINICO, MOTOSBASI	2	-	43	-
SUZUKI	25	8	422	182
SWM	1	-	4	-
SYM	395	10	6,965	133
TAYO, HAOJIANG, ZHONGYU, THUMP, THUMPSTAR, KIDEN, ZONTES, Junak, SENKE, TANNY, TYAN, ROMET	-	-	21	-
TAYO, HAOJIANG, ZHONGYU, THUMP, THUMPSTAR, KIDEN, ZONTES, Junak, SENKE, TANNY, TYAN, ROMET, ROMET MOTORS, ROUTER	-	-	9	-
TGB	-	-	-	1
TIANYING, RIYA, HONGYUNDA, TYM, HONLING, TAMCO, ALISON, DMK MOTORS, WLIE, LEEWAY, WLXQ, AP Gmoto, ALFA	2	-	54	-
TIANYING, RIYA, QISHENG, YAMAKOYO, HONGLING, ZIPP, TOROS, ROMET, ROMET MOTORS, ROUTER, VENTO, ASYA, BENYCO, BARA	-	-	5	-
TM RACING	-	1	3	1
TODAY SUNSHINE	-	-	1	-
TOMBERLIN	-	-	-	1
TRIUMPH	9	1	143	20
UM, WANGYE	-	1	-	2
URAL	-	-	1	-
VECTRIX	-	1	-	1
VMOTO, E-MAX, FMC, JINYING, DAO, VENGO, TELL, SXT	-	-	1	-
WANGYE, SANBEN, UM, KENOS, SUPERBYKE, MDC, MISTRAL, STREET ELEGANCE, 4WMOTO, RIVERO, VIKERS, ZIPP, SANLI, GOWINN	-	-	46	-
WANGYE, SANBEN, UM, MONDIAL, KENOS, SUPERBYKE, RIALI, MDC, Street Elegance, 4WMOTO, MISTRAL, RIVERO, VIKERS	-	-	62	-
WENLING ZHENSHE	-	-	1	-
WONJAN, SAMADA	-	-	3	-
WUYANG	-	-	1	-
WUYI XINSHUN VEHICLE	-	-	-	1
XGJAO	-	-	5	-
XGJAO, YUAN, SKYJET, KAISAR	1	-	12	1
XGJAO, ZIPP, TOROS, ROMET, ROMET MOTORS, ROUTER, VEEROAD, DAYTONA MOTORS, GEMINI, MH MOTORCYCLES, MTG MOTORS	6	-	52	-
XIAOFEILU	-	1	-	1
XINLING, HEROWAY, LEDOW	-	-	8	-
YAMAHA	231	54	2,855	788
YAMAHA, MBK	32	-	630	3
YIBEN, MEIDUO, VONROAD, WUBEN, NIM	-	-	2	-
YINGANG	-	-	1	-
YINGANG, BENYI, ROMET MOTORS, YUKI, ROUTER, MOTORAN, DAYTONA MOTORS, M1NSK, HAMACHI, KUBA, MONDIAL	9	-	66	-
YINGANG, BENYI, ROMET MOTORS, YUKI, ROUTER, MOTORAN, DAYTONA MOTORS, M1NSK, KUBA, MONDIAL	4	-	26	-
YINXIANG, KENBO	1	-	13	1
YINXIANG, KENBO, VENOM, CHEETA, ZIPP, NEMO, FEKON, ANATOLIA, CANBO	-	-	3	1
YINXIANG, MONDIAL, GEMINI, TCB	2	-	5	-

Table 7 (cont)

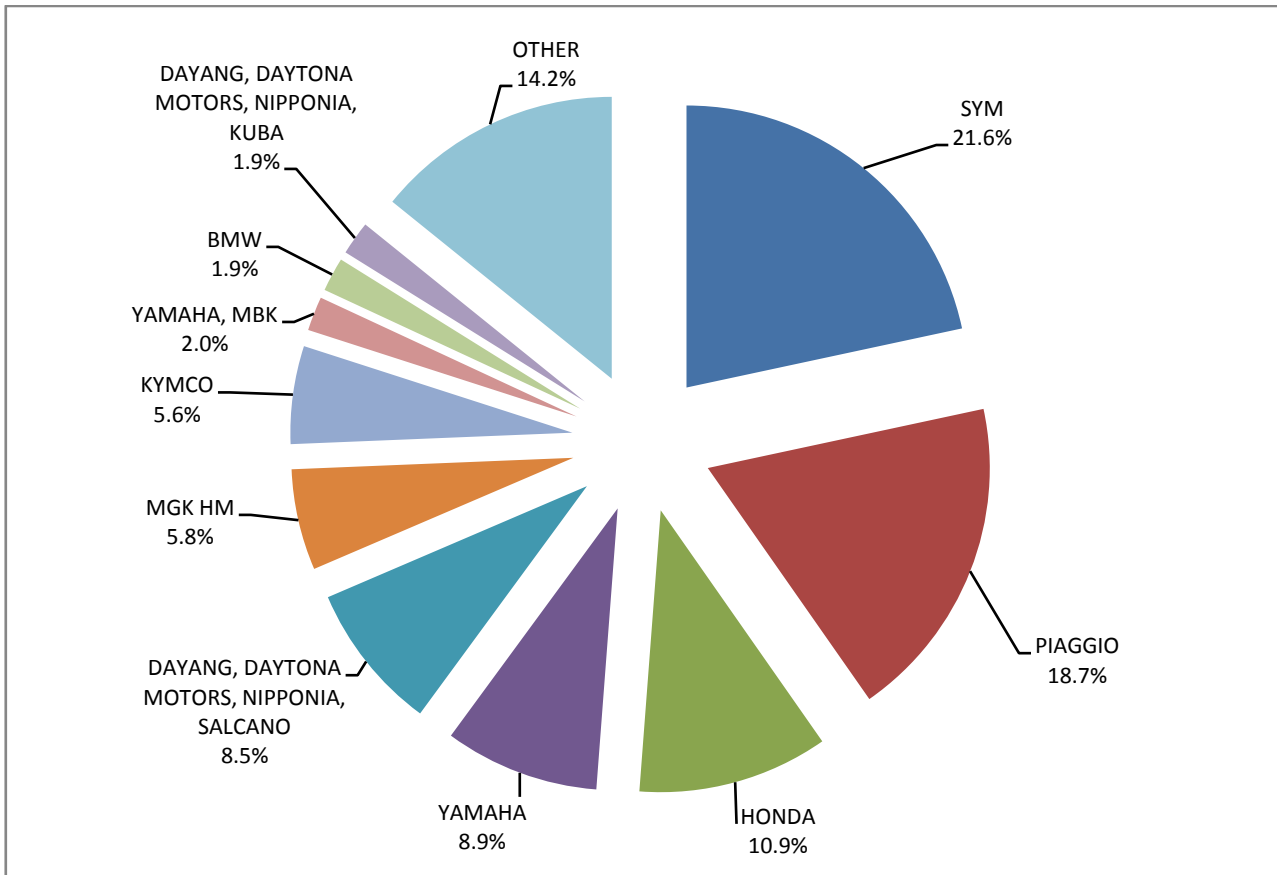
Sales of new and used motorcycles by make or manufacturer: November and January - November 2018

Make	Motorcycles			
	November		January - November	
	new	used	new	used
YINXIANG,KENBO,JLM,FEKON,RTM,HILTON,DAICHI,EHSAN,PARVAZ,PMS ,ARSHAD,NATALI,SAHAR,MSM BRAVIA	-	-	2	-
YIYING, BENZHOU, EAGLE-GING, AIYUMO, RAZZO	-	-	-	2
ZERO ENGINEERIN	-	-	-	3
ZHONGNENG, ASYA, daDo, ZNEN, Baron	-	-	-	2
ZHONGNENG, ZNEN, AGM, AJS, YUKI, COLIBRI, EUROCKA, BTC, NOVA MOTORS, LEXMOTO, Actionbikes Motors	6	-	122	-
ZHONGNENG, ZNEN, AGM, AJS, YUKI, COLIBRI, EUROCKA, BTC, NOVA MOTORS, LEXMOTO, Actionbikes Motors, FLEX TECH	-	-	23	-
ZHONGNENG, ZNEN, AGM, AJS, YUKI, COLIBRI,EUROCKA, BTC, NOVA MOTORS, LEXMOTO	-	-	28	-
ZHONGNENG, ZNEN, DADO, DIRECT BIKES, GOWINN, VIVACOX, NECO, AGM, LEE, ASYA	-	2	2	3
ZONGSHEN	-	-	4	-
ZONGSHEN, ZIP STAR, Lexmoto, ICONE, VORTEX, M1NSK, MACBOR, MONDIAL, ROMET MOTORS	-	-	12	-
ZONGSHEN, ZIP STAR, PIAGGIO, HONLEY, LEXMOTO, MONDIAL, PULSE, OVERBIKES, XR HORIZONT, KTNS, DERRACE	-	-	12	-
ZONGSHEN, ZIP STAR, ZEALSUN, KENTOYA, MOTOROMA, PRONAR, KEEWAY, MOTOVELO, ASYA	-	-	21	1
ZONGSHEN, ZIP STAR, ZEALSUN, RYMCO	-	-	11	-
ZONGSHEN, ZIPSTAR, ICONE, JUNAK, Lexmoto, MH Motorcycles, MINSK, MONDIAL, ROMET MOTORS, SINNIS	-	-	2	-
ZONGSHEN, ZIPSTAR, ZEALSUN, KENTO	-	-	12	-
ZXMCO, ZHONGXING, BEWHEEL, TURBHO, RAZZO, MOTORAN, RABBIT MOTORS	-	-	1	-
TOTAL	1,896	219	32,192	3,327

Graph 13. Sales of new motorcycles (November 2018)



Graph 14. Sales of new motorcycles (January - November 2018)



EXPLANATORY NOTES

Survey on the issuing of new road motor vehicle circulation licenses	The survey on the issuing of new motor vehicle circulation licenses is a census survey. The released data give information, at country level, on the brand and type of the motor vehicle, as well as whether it is new or used. The survey does not include vehicles that move on rails, trolley busses, agricultural tractors and machinery. In addition, the following are excluded: all motor vehicles of the Armed Forces, Police, Fire Brigade, State Services, Diplomatic Corps, Foreign Missions, and Invalids of Wars, as well as motorcycles with a cylinder capacity less than 50 cc.
Legal basis	Law 3832/2010
Reference Period	November 2018
Coverage	The production of monthly data is based on the registers held by the Ministry of Infrastructure, Transport and Networks, which records all the monthly changes observed in the vehicle registration licenses at country level.
Definitions	<p>Road motor vehicle is any vehicle that, irrespective of the number of wheels, is moved by an engine and is designed to transport persons or cargo or both of them, either they are on the same single vehicle or on a trailer carried by the main motor vehicle.</p> <p>New road motor vehicle is any motor vehicle that is registered for the first time in Greece during the reference month and has not been put into circulation in any other country.</p> <p>Used motor vehicle is any motor vehicle that is registered for the first time in Greece and has been imported as a used one from abroad</p> <p>Passenger motor vehicle: it is a motor vehicle designed to carry mostly people, having no more than 9 seats, including the driver's seat.</p> <p>Bus: it is a motor vehicle, which is designed to carry mostly people, having more than 10 seats, including the driver's seat. (In the corresponding tables of this Press Release, this category also includes articulated buses.)</p> <p>Lorry: it is motor vehicle designed to carry mostly cargo. (In the corresponding tables of this Press Release, this category also includes tractors, tow trucks, articulated tractors, and trucks with trailers).</p> <p>Motorcycle: any two-wheeled motor vehicle, with or without sidecar, with maximum authorized design speed over 45 km/h, or in case it is powered by a combustion engine, with a cylinder capacity of 50 cc or over (In the corresponding tables of this Press Release, this category also includes the three-wheeled motor vehicles – motor tricycles).</p> <p>Tricycle motor vehicle: it is a motor vehicle with three symmetrical wheels with maximum authorized design speed over 45 km/h, or in case it is powered by a combustion engine, with a cylinder capacity over the 50 cc. This category also includes four-wheel vehicles, except the light four-wheel motorcycles, whose empty vehicle tare (excluding the weight of the fuel or mixture of fuel-oil or the weight of the batteries for electric cars) is up to 400 kg in the case the vehicle is designed for passenger use or up to 550 kg in case the vehicle is designed to carry cargo and whose engine is up to 15KW.</p>
Methodology	Exhaustive Survey. The primary data derive from the Ministry of Infrastructure, Transport and Networks and are based on the issuing of new circulation licenses as they are registered by the Regional Offices for Transport and Communications.
References	More information (graphs, tables) concerning the survey on the issuing of new motor vehicle circulation licenses are available on the webpage of ELSTAT, www.statistics.gr , under the link http://www.statistics.gr/en/statistics/-/publication/SME24/