HELLENIC REPUBLIC

HELLENIC STATISTICAL AUTHORITY

Piraeus, 16 March 2026

DATA ON WEEKLY DEATHS: Period 1st to 52nd week, 2025

The Hellenic Statistical Authority (ELSTAT) announces the provisional statistical data depicting the weekly evolution of death counts for the period from the first (1st) to the fifty-second (52nd) week of 2025 (30/12/2024 – 28/12/2025), according to the international standard of dates ISO8601. Data refer to the deaths that occurred in the Greek territory during that period due to various causes including deaths attributed to Covid-19.

The data included in this publication are compiled within the framework of the Vital Statistics Survey, drawn from civil registry acts as submitted by Municipal Authorities and refer to vital events declared and registered until the date of data transmission. Overdue registrations of deaths are integrated at a later stage on the date of occurrence.

According to these data, **the number of deaths in Greece during the fifty-two (52) weeks of 2025 (30/12/2024 – 28/12/2025) amounted to 121,566** (61,507 men and 60,059 women), **whereas during the corresponding period of 2024 (01/01/2024 – 29/12/2024) had amounted to 126,164** (63,767 men and 62,397 women) recording a decrease of 4,598 deaths (-3.6%). A decrease of 10,546 deaths (-8.0%) is recorded compared to the average of the fifty-two (52) weeks cumulative deaths for the six-year period 2019 – 2024 (132,112 deaths). The corresponding annual rates of change for the period 2019 - 2024 amount to -1.2% in 2024 compared to 2023 (127,671), -9.0% in 2023 compared to 2022 (140,342), -2.3% in 2022 compared to 2021 (143,668), 10.3% in 2021 compared to 2020 (130,288) and 4.6% in 2020 compared to 2019 (124,538) (Tables 1, 2, 3 and 4).

Graph 1. Weekly evolution of deaths for the weeks 1st – 52nd, 2024 and 2025

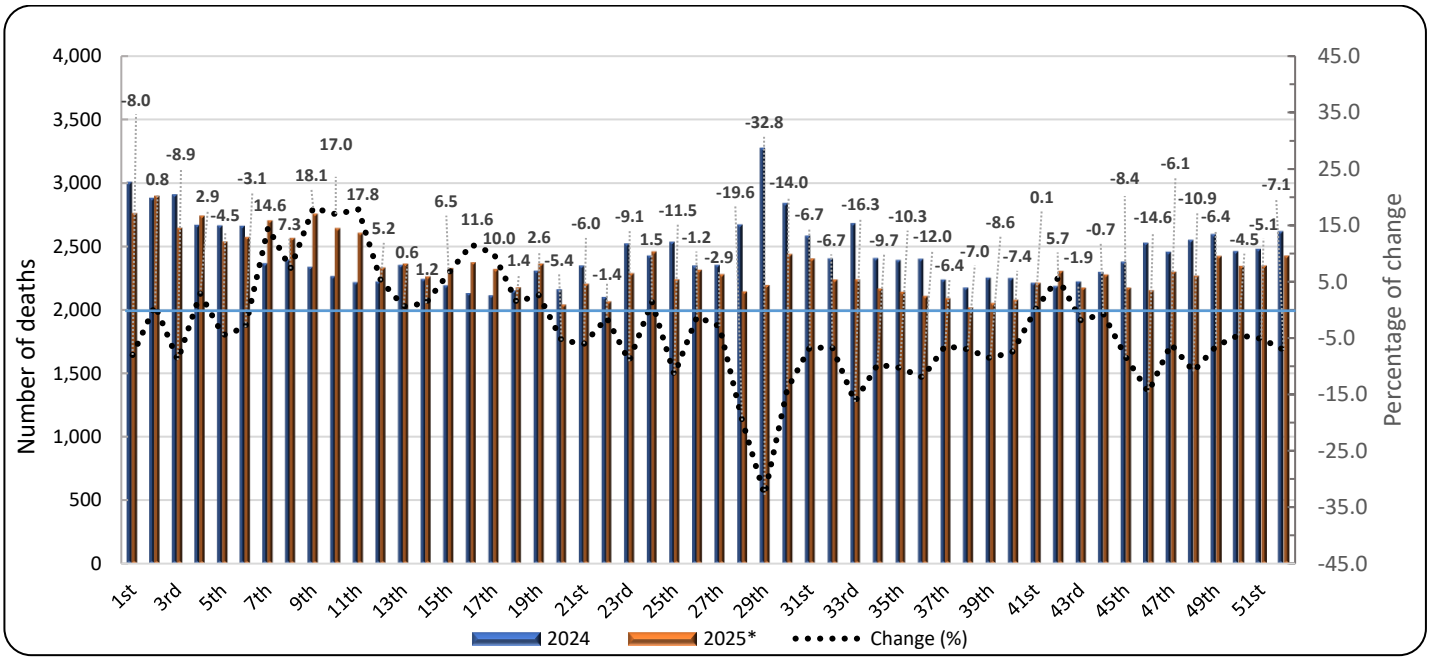

*Provisional data

Information on methodological issues:
Population, Employment and Cost of Living Statistics Division
Population and Migration Statistics Section
Thymoglou Georgia, tel: +30 213 135 2175, e-mail: g.thymoglou@statistics.gr
Christou Christos, tel: +30 213 135 2884, e-mail: c.christou@statistics.gr
Milaiou Anna, tel: +30 213 135 2934, e-mail: a.milaiou@statistics.gr

Information on data provision:
tel: +30 213 135 2022, 2308, 2310
e-mail: data.dissem@statistics.gr

Table 1. Weekly evolution of deaths, 2024 and 2025

Week	2024	2025*	Change (%)
1st	3,002	2,762	-8.0
2nd	2,876	2,899	0.8
3rd	2,903	2,646	-8.9
4th	2,664	2,742	2.9
5th	2,658	2,538	-4.5
6th	2,656	2,573	-3.1
7th	2,360	2,705	14.6
8th	2,390	2,564	7.3
9th	2,333	2,756	18.1
10th	2,259	2,644	17.0
11th	2,212	2,605	17.8
12th	2,218	2,334	5.2
13th	2,348	2,362	0.6
14th	2,237	2,263	1.2
15th	2,187	2,329	6.5
16th	2,127	2,373	11.6
17th	2,109	2,320	10.0
18th	2,146	2,177	1.4
19th	2,303	2,362	2.6
20th	2,156	2,040	-5.4
21st	2,344	2,203	-6.0
22nd	2,095	2,065	-1.4
23rd	2,517	2,288	-9.1
24th	2,421	2,458	1.5
25th	2,530	2,240	-11.5
26th	2,344	2,316	-1.2
27th	2,349	2,281	-2.9
28th	2,667	2,143	-19.6
29th	3,268	2,195	-32.8
30th	2,834	2,438	-14.0
31st	2,577	2,404	-6.7
32nd	2,399	2,238	-6.7
33rd	2,675	2,239	-16.3
34th	2,401	2,167	-9.7
35th	2,387	2,140	-10.3
36th	2,396	2,108	-12.0
37th	2,233	2,090	-6.4
38th	2,169	2,017	-7.0
39th	2,248	2,054	-8.6
40th	2,244	2,077	-7.4
41st	2,208	2,211	0.1
42nd	2,181	2,305	5.7
43rd	2,216	2,175	-1.9
44th	2,292	2,277	-0.7
45th	2,373	2,174	-8.4
46th	2,523	2,155	-14.6
47th	2,451	2,301	-6.1
48th	2,545	2,268	-10.9
49th	2,591	2,424	-6.4
50th	2,457	2,346	-4.5
51st	2,473	2,348	-5.1
52nd	2,612	2,427	-7.1
Total	**126,164**	**121,566**	**-3.6**

*Provisional data

According to the above data, for the fifty-two (52) weeks of 2025 compared to the corresponding period of 2024, the most notable decreases are observed for the 29th (14/07/2025 - 20/07/2025), the 28th (07/07/2025 - 13/07/2025) and the 33rd week (11/08/2025 - 17/08/2025) by 32.8%, 19.6% and 16.3% respectively.
The most notable increases are observed for the 9th (24/02/2025 - 02/03/2025), the 11th (10/03/2025 - 16/03/2025) and the 10th week (03/03/2025 - 09/03/2025) by 18.1%, 17.8% and 17.0% respectively.
It should be noted that data are updated after integration of more recent data or upon revision of already transmitted data by the Registry Offices. As a result, data may differ from those already announced in previous publications.

Graph 2. Deaths for the weeks 1st – 52nd, 2019 - 2025 (cumulative)

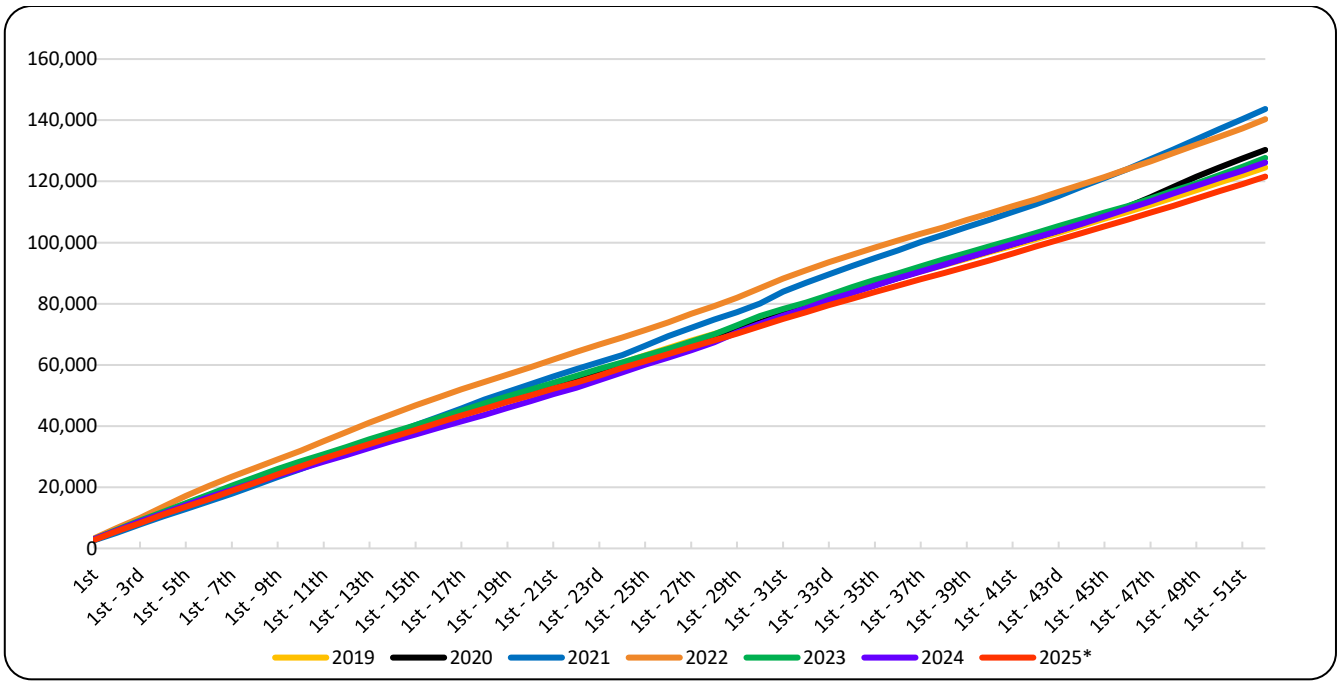

*Provisional data

Graph 3. Deaths by week for the weeks 1st – 52nd, 2023, 2024, 2025 and Average for the period 2019 – 2024

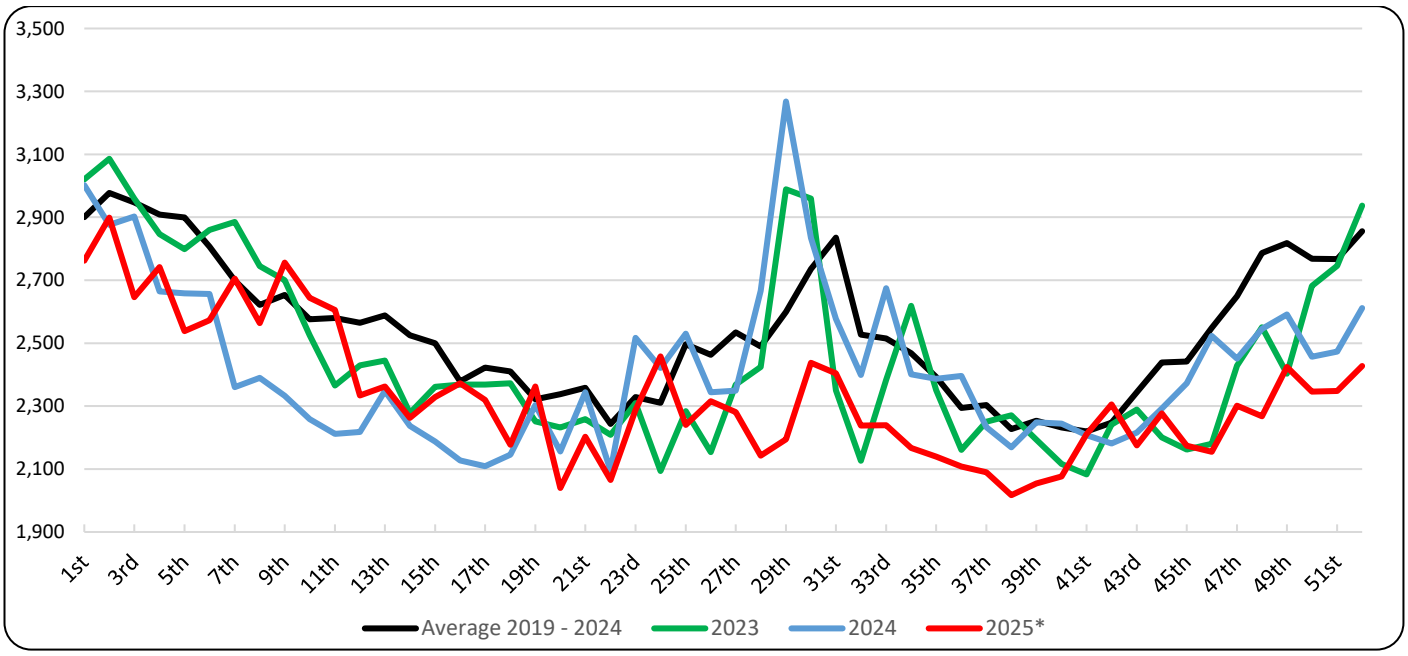

*Provisional data

Table 2. Deaths for the weeks 1st – 52nd, 2019 - 2025 (cumulative)

Week	2019	2020	2021	2022	2023	2024	2025*	Average 2019 - 2024
1st	2,706	2,751	2,650	3,276	3,021	3,002	2,762	2,901
1st - 2nd	5,811	5,674	5,147	6,654	6,107	5,878	5,661	5,879
1st - 3rd	8,850	8,537	7,798	9,924	9,067	8,781	8,307	8,826
1st - 4th	11,710	11,311	10,423	13,603	11,914	11,445	11,049	11,734
1st - 5th	14,603	14,301	12,916	17,164	14,713	14,103	13,587	14,633
1st - 6th	17,375	17,151	15,379	20,406	17,573	16,759	16,160	17,441
1st - 7th	19,938	19,933	17,914	23,475	20,458	19,119	18,865	20,140
1st - 8th	22,598	22,402	20,582	26,272	23,203	21,509	21,429	22,761
1st - 9th	25,367	24,947	23,306	29,119	25,903	23,842	24,185	25,414
1st - 10th	27,886	27,592	25,963	31,967	28,428	26,101	26,829	27,990
1st - 11th	30,356	30,186	28,751	35,016	30,793	28,313	29,434	30,569
1st - 12th	32,747	32,734	31,510	38,058	33,222	30,531	31,768	33,134
1st - 13th	35,079	35,173	34,440	41,096	35,667	32,879	34,130	35,722
1st - 14th	37,492	37,627	37,338	43,968	37,945	35,116	36,393	38,248
1st - 15th	39,804	39,989	40,309	46,775	40,306	37,303	38,722	40,748
1st - 16th	42,024	42,257	42,972	49,401	42,674	39,430	41,095	43,126
1st - 17th	44,427	44,460	45,777	52,048	45,042	41,539	43,415	45,549
1st - 18th	46,787	46,767	48,714	54,388	47,415	43,685	45,592	47,959
1st - 19th	49,110	48,895	51,153	56,874	49,666	45,988	47,954	50,281
1st - 20th	51,378	51,369	53,654	59,273	51,898	48,144	49,994	52,619
1st - 21st	53,588	53,698	56,238	61,696	54,157	50,488	52,197	54,978
1st - 22nd	55,869	55,659	58,556	64,293	56,366	52,583	54,262	57,221
1st - 23rd	58,154	57,760	60,949	66,662	58,675	55,100	56,550	59,550
1st - 24th	60,700	59,971	63,263	68,938	60,769	57,521	59,008	61,860
1st - 25th	63,076	62,325	66,223	71,415	63,053	60,051	61,248	64,357
1st - 26th	65,495	64,506	69,377	73,941	65,207	62,395	63,564	66,820
1st - 27th	67,872	67,177	72,080	76,681	67,575	64,744	65,845	69,355
1st - 28th	70,130	69,481	74,782	79,261	69,999	67,411	67,988	71,844
1st - 29th	72,227	71,618	77,233	81,913	72,988	70,679	70,183	74,443
1st - 30th	74,564	73,853	80,060	85,137	75,947	73,513	72,621	77,179
1st - 31st	76,950	76,567	83,955	88,226	78,297	76,090	75,025	80,014
1st - 32nd	79,341	79,095	86,909	90,992	80,423	78,489	77,263	82,542
1st - 33rd	81,702	81,462	89,582	93,619	82,807	81,164	79,502	85,056
1st - 34th	83,966	83,823	92,363	96,002	85,426	83,565	81,669	87,524
1st - 35th	86,322	86,121	94,930	98,401	87,777	85,952	83,809	89,917
1st - 36th	88,444	88,436	97,452	100,649	89,938	88,348	85,917	92,211
1st - 37th	90,528	90,710	100,173	102,910	92,188	90,581	88,007	94,515
1st - 38th	92,638	92,986	102,613	105,008	94,459	92,750	90,024	96,742
1st - 39th	94,725	95,142	105,055	107,402	96,652	94,998	92,078	98,996
1st - 40th	96,883	97,365	107,511	109,595	98,768	97,242	94,155	101,227
1st - 41st	98,953	99,579	110,000	111,848	100,851	99,450	96,366	103,447
1st - 42nd	101,076	101,723	112,514	114,130	103,092	101,631	98,671	105,694
1st - 43rd	103,246	103,946	115,236	116,574	105,381	103,847	100,846	108,038
1st - 44th	105,529	106,359	118,231	119,021	107,582	106,139	103,123	110,477
1st - 45th	107,832	108,906	121,084	121,435	109,744	108,512	105,297	112,919
1st - 46th	110,048	111,690	124,074	124,032	111,924	111,035	107,452	115,467
1st - 47th	112,264	114,839	127,248	126,511	114,352	113,486	109,753	118,117
1st - 48th	114,659	118,136	130,425	129,265	116,903	116,031	112,021	120,903
1st - 49th	117,171	121,472	133,769	131,989	119,306	118,622	114,445	123,722
1st - 50th	119,634	124,587	137,062	134,588	121,988	121,079	116,791	126,490
1st - 51st	122,079	127,525	140,358	137,291	124,734	123,552	119,139	129,257
1st - 52nd	124,538	130,288	143,668	140,342	127,671	126,164	121,566	132,112
Change (%)		**4.6**	**10.3**	**-2.3**	**-9.0**	**-1.2**	**-3.6**	

*Provisional data

Table 3. Weekly evolution of deaths by sex, for the weeks 1st – 52nd, 2025*

Week	Total	Males	Females
1st	2,762	1,393	1,369
2nd	2,899	1,430	1,469
3rd	2,646	1,305	1,341
4th	2,742	1,362	1,380
5th	2,538	1,281	1,257
6th	2,573	1,285	1,288
7th	2,705	1,398	1,307
8th	2,564	1,298	1,266
9th	2,756	1,418	1,338
10th	2,644	1,347	1,297
11th	2,605	1,313	1,292
12th	2,334	1,152	1,182
13th	2,362	1,180	1,182
14th	2,263	1,154	1,109
15th	2,329	1,138	1,191
16th	2,373	1,180	1,193
17th	2,320	1,201	1,119
18th	2,177	1,114	1,063
19th	2,362	1,176	1,186
20th	2,040	1,055	985
21st	2,203	1,129	1,074
22nd	2,065	1,037	1,028
23rd	2,288	1,169	1,119
24th	2,458	1,188	1,270
25th	2,240	1,158	1,082
26th	2,316	1,219	1,097
27th	2,281	1,139	1,142
28th	2,143	1,090	1,053
29th	2,195	1,105	1,090
30th	2,438	1,223	1,215
31st	2,404	1,166	1,238
32nd	2,238	1,140	1,098
33rd	2,239	1,125	1,114
34th	2,167	1,097	1,070
35th	2,140	1,125	1,015
36th	2,108	1,081	1,027
37th	2,090	1,099	991
38th	2,017	1,027	990
39th	2,054	1,037	1,017
40th	2,077	1,057	1,020
41st	2,211	1,098	1,113
42nd	2,305	1,162	1,143
43rd	2,175	1,130	1,045
44th	2,277	1,169	1,108
45th	2,174	1,095	1,079
46th	2,155	1,089	1,066
47th	2,301	1,180	1,121
48th	2,268	1,160	1,108
49th	2,424	1,242	1,182
50th	2,346	1,204	1,142
51st	2,348	1,174	1,174
52nd	2,427	1,213	1,214
Total	**121,566**	**61,507**	**60,059**

*Provisional data

Graph 4. Weekly evolution of deaths by sex, for the weeks 1st – 52nd, 2025*

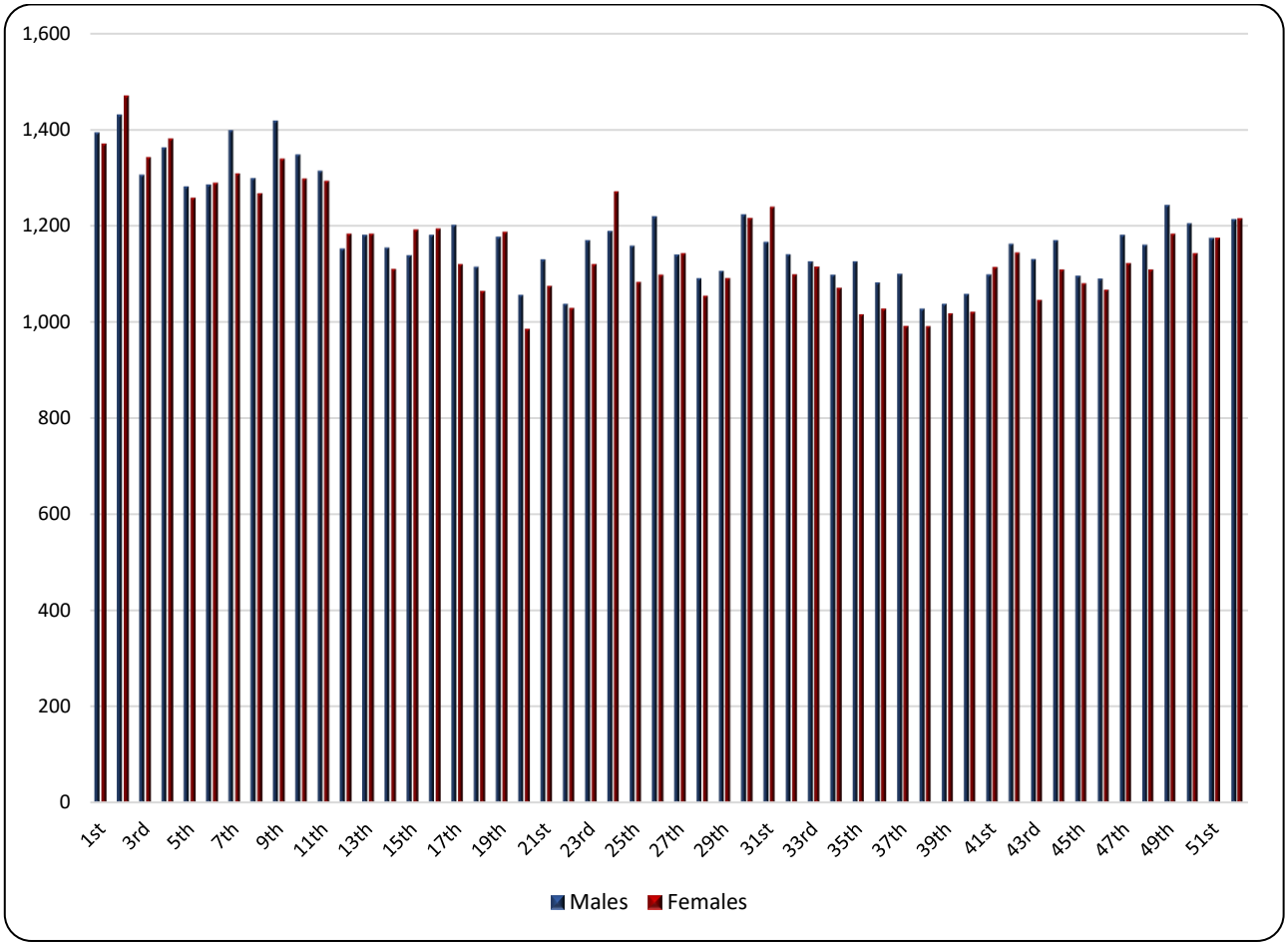

*Provisional data

Graph 5. Deaths by age group and sex, 1st – 52nd week, 2024 and 2025

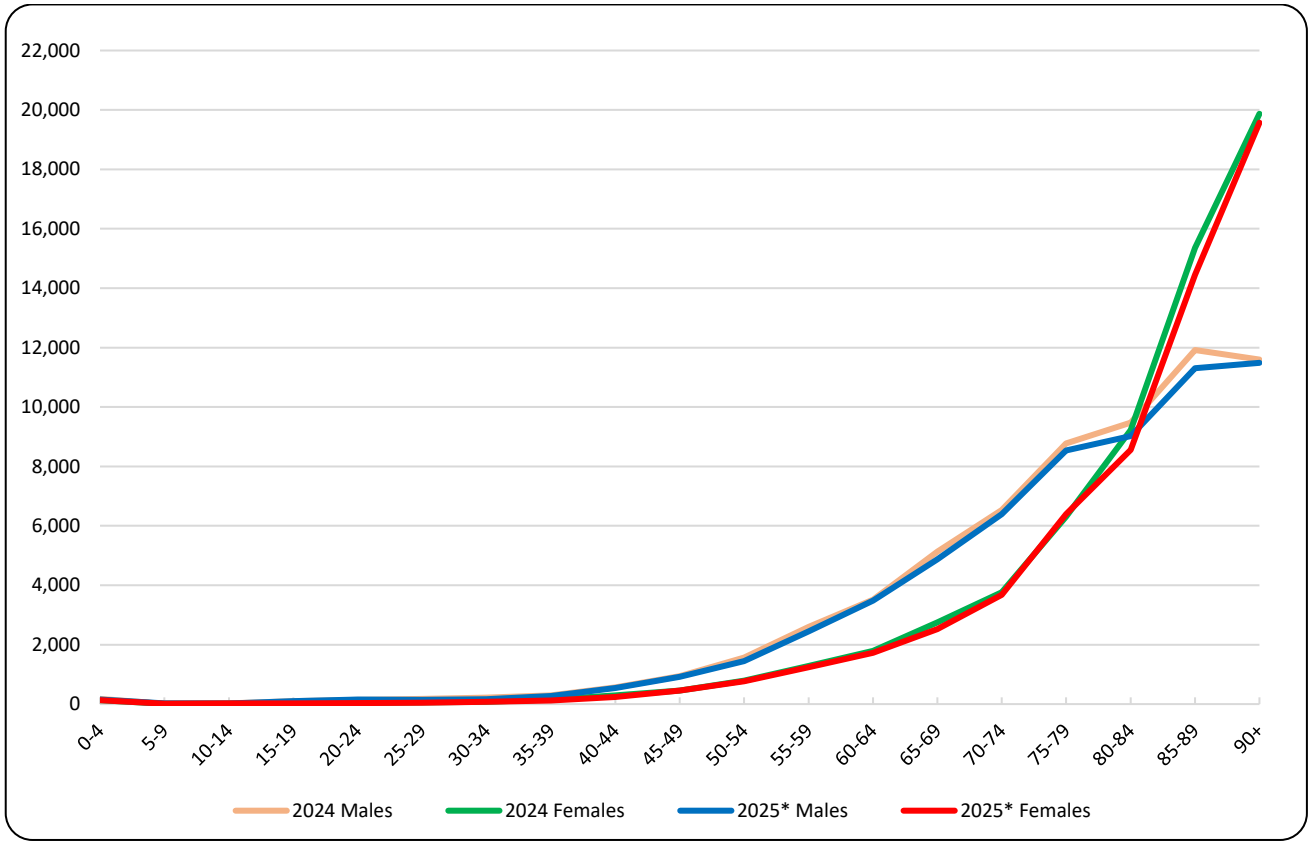

*Provisional data

Table 4. Deaths by age group and sex, weeks 1st – 52nd, 2024 and 2025

Age Group	2024			2025*		
	Total	Males	Females	Total	Males	Females
0 - 4	305	175	130	285	158	127
5 - 9	22	11	11	38	24	14
10 - 14	39	25	14	44	20	24
15 - 19	132	103	29	128	104	24
20 - 24	182	148	34	187	152	35
25 - 29	235	175	60	187	144	43
30 - 34	300	218	82	243	167	76
35 - 39	442	292	150	397	273	124
40 - 44	857	567	290	776	538	238
45 - 49	1,393	937	456	1,369	917	452
50 - 54	2,358	1,568	790	2,207	1,442	765
55 - 59	3,888	2,602	1,286	3,683	2,445	1,238
60 - 64	5,304	3,516	1,788	5,210	3,480	1,730
65 - 69	7,881	5,133	2,748	7,398	4,877	2,521
70 - 74	10,300	6,534	3,766	10,075	6,396	3,679
75 - 79	15,077	8,772	6,305	14,927	8,538	6,389
80 - 84	18,698	9,474	9,224	17,580	9,025	8,555
85 - 89	27,281	11,918	15,363	25,759	11,308	14,451
90+	31,467	11,597	19,870	31,057	11,487	19,570
Unknown	3	2	1	16	12	4
Total	**126,164**	**63,767**	**62,397**	**121,566**	**61,507**	**60,059**

*Provisional data

As regards the breakdown of the total number of deaths by age group of the deceased for the fifty-two (52) weeks of 2025, compared to the corresponding period of the year 2024, a decrease of deaths is observed in sixteen (16) age groups and an increase in three (3). The most notable decreases in absolute figures, compared to the corresponding period of 2024, are observed for the age groups of 85 to 89 (1,522 deaths), 80 to 84 (1,118 deaths) and 65 to 69 (483 deaths), whereas the most notable increase is observed for the age group of 5 to 9 (16 deaths) (Table 4).

Graph 6. Annual change of deaths 2025*/2024 (%) by sex and Region of usual residence, weeks 1st – 52nd

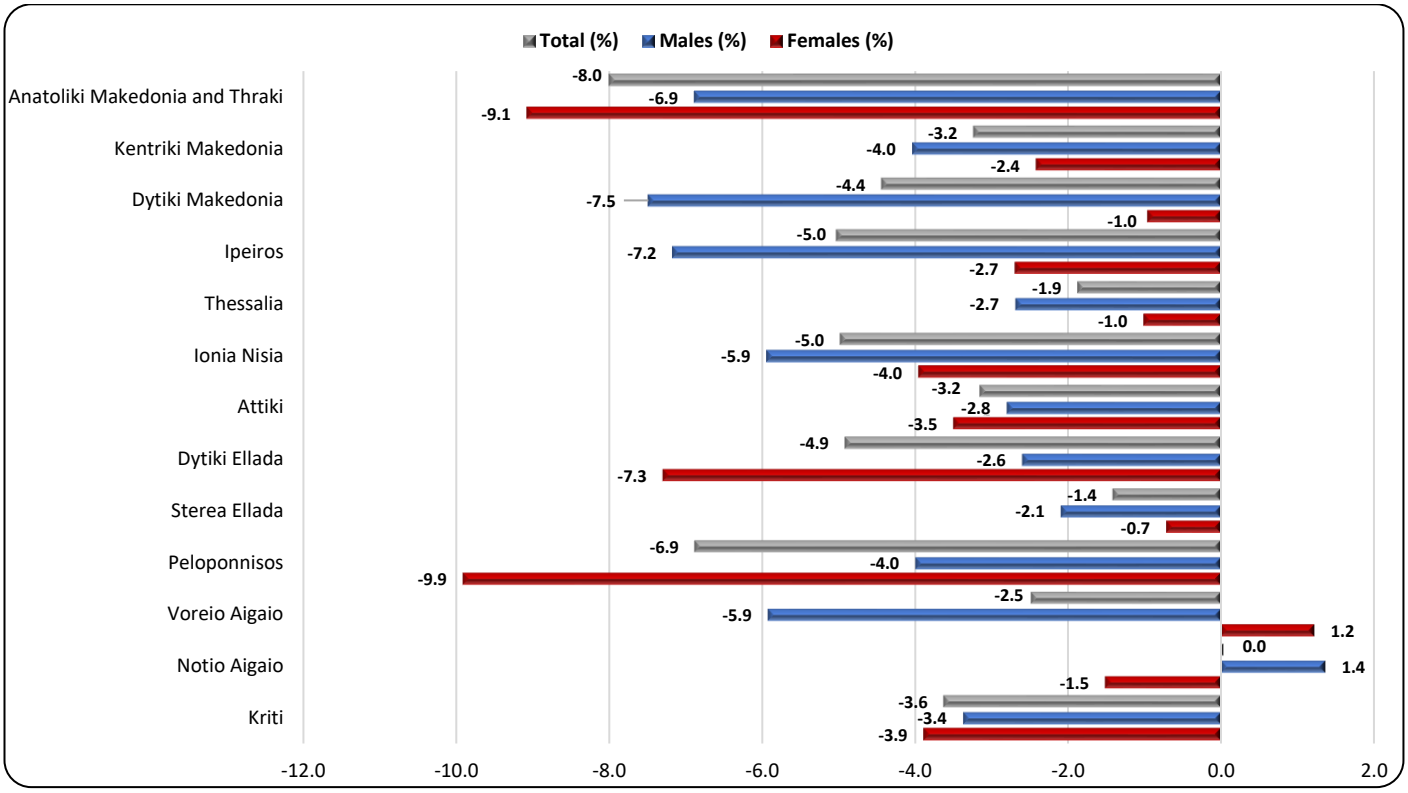

*Provisional data

Table 5. Annual change of deaths 2025/2024 (%) by sex and Region of usual residence, weeks 1st – 52nd

Region	2024			2025*			Change (%)		
	Total	Males	Females	Total	Males	Females	Total	Males	Females
Anatoliki Makedonia and Thraki	7,802	3,847	3,955	7,178	3,582	3,596	-8.0	-6.9	-9.1
Kentriki Makedonia	21,748	10,960	10,788	21,044	10,517	10,527	-3.2	-4.0	-2.4
Dytiki Makedonia	3,334	1,776	1,558	3,186	1,643	1,543	-4.4	-7.5	-1.0
Ipeiros	4,178	2,176	2,002	3,968	2,020	1,948	-5.0	-7.2	-2.7
Thessalia	8,907	4,569	4,338	8,740	4,446	4,294	-1.9	-2.7	-1.0
Ionia Nisia	2,652	1,363	1,289	2,520	1,282	1,238	-5.0	-5.9	-4.0
Attiki	43,156	21,432	21,724	41,795	20,831	20,964	-3.2	-2.8	-3.5
Dytiki Ellada	7,954	4,035	3,919	7,563	3,930	3,633	-4.9	-2.6	-7.3
Sterea Ellada	6,790	3,436	3,354	6,694	3,364	3,330	-1.4	-2.1	-0.7
Peloponnisos	7,561	3,878	3,683	7,041	3,723	3,318	-6.9	-4.0	-9.9
Voreio Aigaio	2,377	1,232	1,145	2,318	1,159	1,159	-2.5	-5.9	1.2
Notio Aigaio	3,137	1,685	1,452	3,138	1,708	1,430	0.0	1.4	-1.5
Kriti	6,567	3,377	3,190	6,329	3,263	3,066	-3.6	-3.4	-3.9
Unknown	1	1	0	52	39	13			
Total	**126,164**	**63,767**	**62,397**	**121,566**	**61,507**	**60,059**	**-3.6**	**-3.5**	**-3.7**
Abroad	1,042	696	346	1,047	678	369	0.5	-2.6	6.6

* Provisional data

As regards the breakdown of the total number of deaths by Region of usual residence of the deceased for the fifty-two (52) weeks of 2025 compared to the corresponding period of the year 2024, a decrease of deaths is observed in twelve (12) out of thirteen (13) Regions of the Country. The most notable decreases, in absolute figures, are observed in the Regions of Attiki, Kentriki Makedonia and Anatoliki Makedonia and Thraki by 1,361, 704 and 624 deaths respectively (Graph 6, Table 5).

EXPLANATORY NOTES

Vital Statistics- Data on weekly deaths

For the Vital Statistics Survey, data are drawn from civil registry acts edited by the Municipal Authorities. Data presented in this publication refer to the weekly evolution of death counts according to the international standard of weeks ISO8601. This is a data processing for the purpose of depicting, even using provisional data, the evolution of deaths in the Country and timely recording of mortality levels in relation to basic demographic variables.

Reference periods

2024: 01/01/2024 - 29/12/2024
2025: 30/12/2024 - 28/12/2025

Legal Framework

Law 344/76 concerning the "Registration of vital events" which lays down the obligations of the Civil Register Offices to collect and then transmit the data, as well as by Law 3832/2010 on the "Greek Statistical System", both as amended.

Coverage

The Vital Statistics Survey is an exhaustive survey and covers all deaths of usual resident population that occur in the Greek territory.

Definitions

All deaths of usual residents taking place in the Greek territory are recorded, regardless of the cause of death. Deaths of usual resident population of other countries are also recorded but not counted. The deaths of migrant-refugees in the Greek territory during their attempt to approach European countries are not included.
Causes of death are defined according to the International Statistical Classification of Diseases and Related Health Problems (ICD-10) and basic categories are Diseases of the Circulatory System, Diseases of the Respiratory System, Neoplasms, Infectious and Parasitic Diseases, Violent deaths and other causes, Covid-19 included.

Methodology

Data on deaths and Vital Statistics undergo the necessary quality checks, are processed, and presented in the form of tables.

Geographical classification

Geographical classification is based on the Nomenclature of Territorial Units for Statistics (NUTS). Data are disseminated at Country and Region (NUTS2) level.

Map of the Regions (NUTS2) of Greece

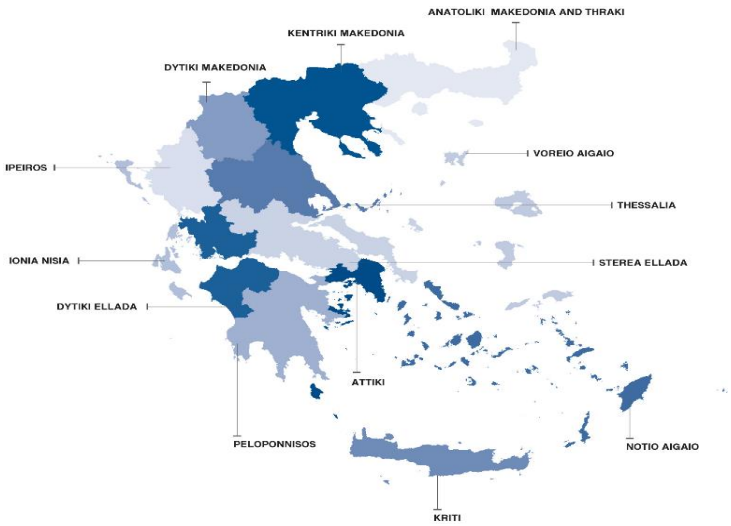

International Standard of Dates

According to the international standard of dates ISO8601, the fifty-two (52) weeks of 2024 and 2025 are defined as follows:

WEEK	2024	2025
1st	01/01/2024 - 07/01/2024	30/12/2024 - 05/01/2025
2nd	08/01/2024 - 14/01/2024	06/01/2025 - 12/01/2025
3rd	15/01/2024 - 21/01/2024	13/01/2025 - 19/01/2025
4th	22/01/2024 - 28/01/2024	20/01/2025 - 26/01/2025
5th	29/01/2024 - 04/02/2024	27/01/2025 - 02/02/2025
6th	05/02/2024 - 11/02/2024	03/02/2025 - 09/02/2025
7th	12/02/2024 - 18/02/2024	10/02/2025 - 16/02/2025
8th	19/02/2024 - 25/02/2024	17/02/2025 - 23/02/2025
9th	26/02/2024 - 03/03/2024	24/02/2025 - 02/03/2025
10th	04/03/2024 - 10/03/2024	03/03/2025 - 09/03/2025
11th	11/03/2024 - 17/03/2024	10/03/2025 - 16/03/2025
12th	18/03/2024 - 24/03/2024	17/03/2025 - 23/03/2025
13th	25/03/2024 - 31/03/2024	24/03/2025 - 30/03/2025
14th	01/04/2024 - 07/04/2024	31/03/2025 - 06/04/2025
15th	08/04/2024 - 14/04/2024	07/04/2025 - 13/04/2025
16th	15/04/2024 - 21/04/2024	14/04/2025 - 20/04/2025
17th	22/04/2024 - 28/04/2024	21/04/2025 - 27/04/2025
18th	29/04/2024 - 05/05/2024	28/04/2025 - 04/05/2025
19th	06/05/2024 - 12/05/2024	05/05/2025 - 11/05/2025
20th	13/05/2024 - 19/05/2024	12/05/2025 - 18/05/2025
21st	20/05/2024 - 26/05/2024	19/05/2025 - 25/05/2025
22nd	27/05/2024 - 02/06/2024	26/05/2025 - 01/06/2025
23rd	03/06/2024 - 09/06/2024	02/06/2025 - 08/06/2025
24th	10/06/2024 - 16/06/2024	09/06/2025 - 15/06/2025
25th	17/06/2024 - 23/06/2024	16/06/2025 - 22/06/2025
26th	24/06/2024 - 30/06/2024	23/06/2025 - 29/06/2025
27th	01/07/2024 - 07/07/2024	30/06/2025 - 06/07/2025
28th	08/07/2024 - 14/07/2024	07/07/2025 - 13/07/2025
29th	15/07/2024 - 21/07/2024	14/07/2025 - 20/07/2025
30th	22/07/2024 - 28/07/2024	21/07/2025 - 27/07/2025
31st	29/07/2024 - 04/08/2024	28/07/2025 - 03/08/2025
32nd	05/08/2024 - 11/08/2024	04/08/2025 - 10/08/2025
33rd	12/08/2024 - 18/08/2024	11/08/2025 - 17/08/2025
34th	19/08/2024 - 25/08/2024	18/08/2025 - 24/08/2025
35th	26/08/2024 - 01/09/2024	25/08/2025 - 31/08/2025
36th	02/09/2024 - 08/09/2024	01/09/2025 - 07/09/2025
37th	09/09/2024 - 15/09/2024	08/09/2025 - 14/09/2025
38th	16/09/2024 - 22/09/2024	15/09/2025 - 21/09/2025
39th	23/09/2024 - 29/09/2024	22/09/2025 - 28/09/2025
40th	30/09/2024 - 06/10/2024	29/09/2025 - 05/10/2025
41st	07/10/2024 - 13/10/2024	06/10/2025 - 12/10/2025
42nd	14/10/2024 - 20/10/2024	13/10/2025 - 19/10/2025
43rd	21/10/2024 - 27/10/2024	20/10/2025 - 26/10/2025
44th	28/10/2024 - 03/11/2024	27/10/2025 - 02/11/2025
45th	04/11/2024 - 10/11/2024	03/11/2025 - 09/11/2025
46th	11/11/2024 - 17/11/2024	10/11/2025 - 16/11/2025
47th	18/11/2024 - 24/11/2024	17/11/2025 - 23/11/2025
48th	25/11/2024 - 01/12/2024	24/11/2025 - 30/11/2025
49th	02/12/2024 - 08/12/2024	01/12/2025 - 07/12/2025
50th	09/12/2024 - 15/12/2024	08/12/2025 - 14/12/2025
51st	16/12/2024 - 22/12/2024	15/12/2025 - 21/12/2025
52nd	23/12/2024 - 29/12/2024	22/12/2025 - 28/12/2025

References

More information on deaths and Vital Statistics is available on the website of ELSTAT*:*
https://www.statistics.gr/en/statistics/pop
following the link: Statistics, Population and Social Conditions, Demography.