



HELLENIC REPUBLIC



HELLENIC STATISTICAL AUTHORITY

Piraeus, 30 March 2018

PRESS RELEASE

ROAD FREIGHT TRANSPORT STATISTICS: 3rd Quarter 2017

The Hellenic Statistical Authority announces the results of the road freight transport survey for the third quarter of 2017.

- According to the survey results, in the 3rd quarter of 2017 compared to the 3rd quarter of 2016, a decrease is observed in the weight of goods which were carried by road freight vehicles registered in Greece. More specifically, in the 3rd quarter of 2017, the weight of goods carried by national¹ and international² road transport vehicles, amounted to 88,736.70 thousand tonnes compared with 95,242.23 k-tonnes in the respective period of 2016, thus recording a decrease of 6.8%. The tonne-kilometres in the 3rd quarter of 2017 amounted to 6,884,337.65 thousands against 5,804,945.71 thousands in the respective period of 2016, thus recording an increase of 18.6% (Table 1, Graph 1).
- Table 2 illustrates the breakdown of the weight of goods carried and tonne-kilometres effected, by type of cargo. In terms of weight carried, the decrease observed in the 3rd quarter of 2017 compared to the 3rd quarter of 2016, is due mainly to the type “solid bulk goods” while the other types presented an increase (Table 2, Graph 2). “Solid bulk goods” account for the observed decrease in the tonne-kilometres over the same period.
- Table 3 illustrates, at the level of Large Geographical Areas (NUTS I), loading data with regard to the weight of freight and tonne-kilometres effected. More specifically, 39.2% of the loadings were observed in Voreia Ellada, recording a decrease of 19.6% in the 3rd quarter of 2017 compared with the 3rd quarter of 2016. An increase of 27.4% was recorded in the loadings in Attiki over the same period (Table 3, Graphs 3 and 4).
- Table 4 illustrates, at the level of Large Geographical Areas (NUTS I), unloading data with regard to the weight of freight and tonne-kilometres effected. More specifically, 39.2% of the loadings were observed in Voreia Ellada, recording a decrease of 18.9% in the 3rd quarter of 2017 compared with the 3rd quarter of 2016. An increase of 21.6% was recorded in the loadings in Nisia Aigaiou and Kriti over the same period (Table 4, Graphs 5 and 6).

Information:

Division of Trade and Services Statistics
Section of Transport, Communication and Mass Media
Spyridoula Sideri
Tel.: +30 213 135 2056
Fax: 213 135 2496
Email: transport@statistics.gr

¹ National transport: transport where the point of departure and the point of arrival are located within Greece.

² International transport: the transport by a loaded or unloaded vehicle where the point of departure and the point of arrival are located in different EU Member States, or a transport from an EU Member State to a non-EU Member State, or between non-EU Member States.

Table 1. Freight transported by national and international road freight vehicles, registered in Greece, in tonnes and tonne-kilometres ⁽¹⁾, 3rd quarter of 2017

Type of road freight transport	Weight of transported goods (k-tonnes)			Tonne-Kilometers (k-tkm)		
	2016	2017	change %	2016	2017	change %
National road freight transport	93,896.60	86,378.44	-8.0	3,899,484.43	3,868,612.55	-0.8
International road freight transport	1,345.63	2,358.26	75.3	1,905,461.28	3,015,725.10	58.3
Total	95,242.23	88,736.70	-6.8	5,804,945.71	6,884,337.65	18.6

(1) : Tonne-kilometres (tkm) = weight of transported goods x distance traveled

Graph 1: Tonne-kilometres effected by vehicles registered in Greece, 3rd quarter 2016-2017

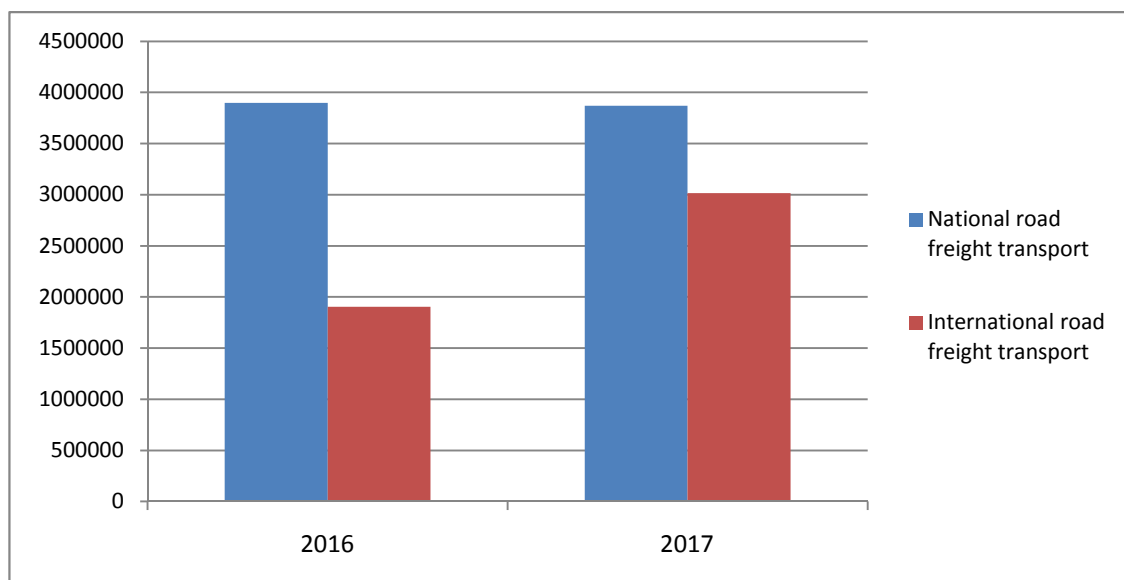


Table 2. Transport of goods by road freight transport vehicles and weight of goods in tonnes and tonne-kilometres, by type of cargo, 3rd quarter of 2017

Type of cargo	Weight of transported goods (k-tonnes)			Tonne-kilometres (k-tkm)		
	2016	2017	change %	2016	2017	change %
<i>1 - Transport of goods loaded in Greece</i>	94,680.23	87,645.24	-7.4	5,012,652.09	5,455,973.98	8.8
Solid bulk goods (no cargo unit)	78,673.26	60,850.61	-22.7	2,274,069.78	1,978,995.13	-13.0
Palletised goods	7,984.10	7,983.86	0.0	2,043,448.36	2,259,086.04	10.6
Liquid bulk goods (no cargo unit)	3,862.61	8,840.46	128.9	271,964.45	415,597.61	52.8
Freight containers	2,073.21	6,943.85	234.9	133,691.40	236,766.00	77.1
Mobile, self-propelled units	409.89	843.22	105.7	18,425.15	92,778.54	403.5
Any other type of cargo	1,677.16	2,183.24	30.2	271,052.94	472,750.67	74.4
<i>2 - Transport of goods loaded abroad (all types of cargo)</i>	562.00	1,091.46	94.2	792,293.61	1,428,363.67	80.3
TOTAL	95,242.23	88,736.70	-6.8	5,804,945.71	6,884,337.65	18.6

Graph 2: Weight of transported goods by type of cargo, loaded in Greece, 3rd quarter 2016-2017

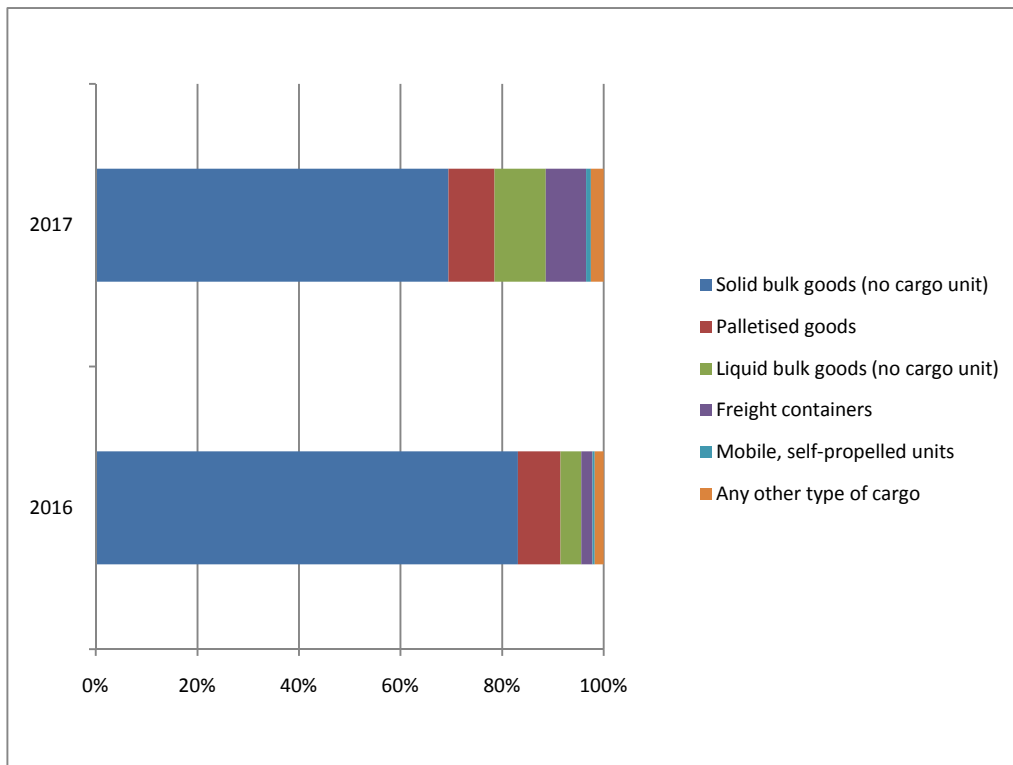
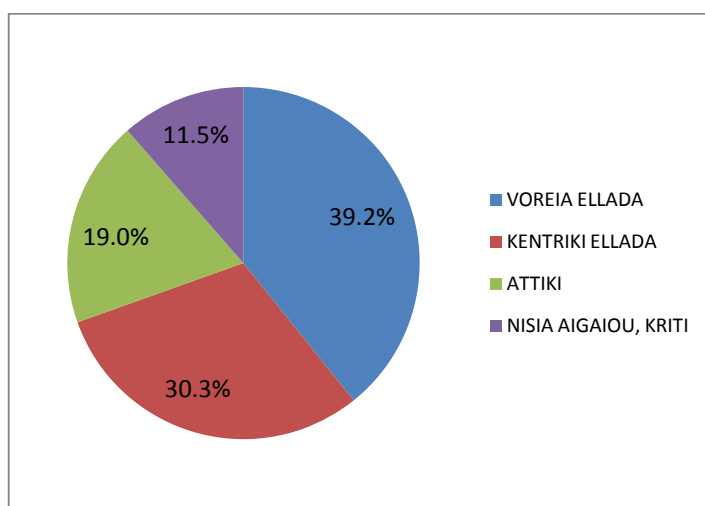


TABLE 3. Goods loaded on road freight transport vehicles (in national and international transport) by place of loading, weight of freight and tonne-kilometres, 3rd quarter of 2017

Place of loading <i>by Great Geographic Area (NUTS 1)</i>	Weight of freight (k-tonnes)			Tonne-kilometres (k-tkm)		
	2016	2017	change %	2016	2017	change %
VOREIA ELLADA	42,764.28	34,371.16	-19.6	2,075,645.79	2,202,837.80	6.1
KENTRIKI ELLADA	30,610.72	26,582.98	-13.2	1,570,078.43	1,737,099.38	10.6
ATTIKI	13,073.11	16,654.31	27.4	1,160,868.57	1,134,585.72	-2.3
NISIA AIGAIΟΥ, KRITI	8,232.12	10,036.79	21.9	206,059.30	381,451.09	85.1
GREECE, TOTAL	94,680.23	87,645.24	-7.4	5,012,652.09	5,455,973.99	8.8

Graph 3: Goods loaded on road freight transport vehicles, by place of loading, 3rd quarter 2017



Graph 4: Weight of goods (k-tonnes) loaded on road freight transport vehicles, by place of loading in Greece, 3rd quarter 2016-2017

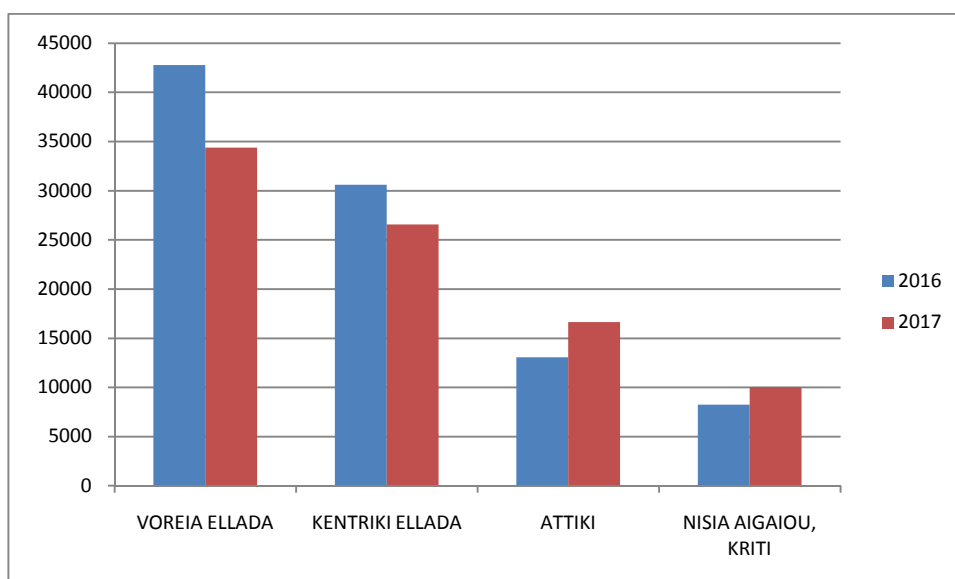
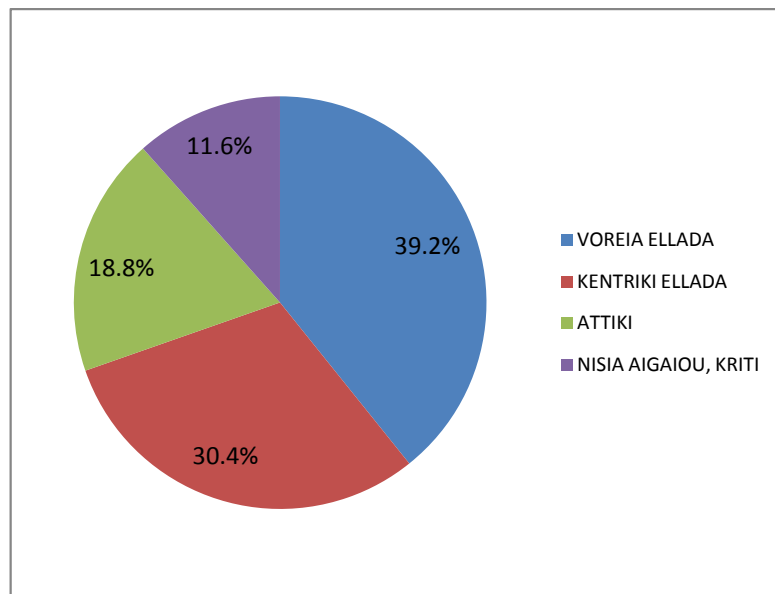


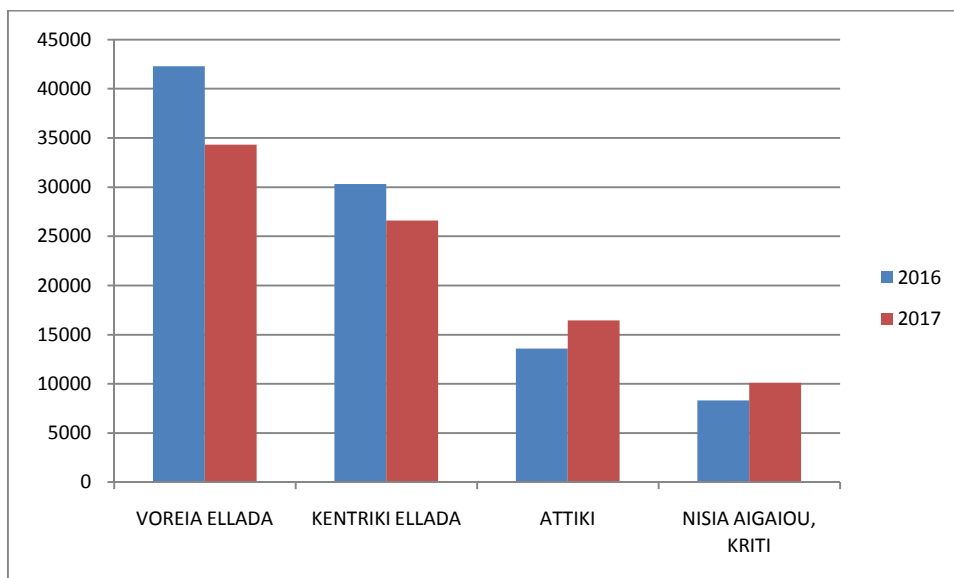
Table 4. Goods unloaded from road freight transport vehicles (in national and international transport) by place of unloading, weight of freight and tonne-kilometres, 3rd quarter of 2017

Place of unloading <i>by Great Geographic Area (NUTS 1)</i>	Weight of freight (k-tonnes)			Tonne-kilometres (k-tkm)		
	2016	2017	change %	2016	2017	change %
VOREIA ELLADA	42,284.44	34,311.99	-18.9	1,768,862.83	2,220,424.53	25.5
KENTRIKI ELLADA	30,308.59	26,604.08	-12.2	1,352,744.26	1,387,177.56	2.5
ATTIKI	13,600.25	16,432.45	20.8	1,444,337.46	1,351,605.02	-6.4
NISIA AIGAIΟΥ, KRITI	8,311.49	10,109.00	21.6	185,174.78	316,648.41	71.0
GREECE, TOTAL	94,504.78	87,457.51	-7.5	4,751,119.33	5,275,855.52	11.0

Graph 5: Goods unloaded from road freight transport vehicles, by place of unloading, 3rd quarter 2017



Graph 6: Weight of goods (k-tonnes) unloaded from road freight transport vehicles, by place of unloading in Greece, 3rd quarter 2016-2017



EXPLANATORY NOTES

SURVEY ON ROAD FREIGHT TRANSPORT	<p>The survey on road freight transport is a quarterly survey which has been conducted in all EU Member States since 1999, by virtue of Council Regulation (EC) No 1172/98. The purpose of the survey is to monitor the carriage of goods by road by means of goods road transport vehicles, which are registered in each Member State, as well as the journeys made by such vehicles. The survey does not cover: a) goods road transport vehicles whose authorised weight or dimensions exceed the limits normally permitted in the Member States concerned and b) agricultural vehicles, military vehicles and vehicles belonging to central or local public administrations, with the exception of goods road transport vehicles belonging to public undertakings, and in particular railway undertakings. Each Member State may exclude from the scope of this Regulation goods road transport vehicles whose load capacity or maximum permissible weight is lower than a certain limit (3.5 tonnes of load capacity for Greece).</p>
LEGAL FRAMEWORK	<p>The survey is governed by Regulation (EU) No 70/2012 of the European Parliament and of the Council on statistical returns in respect of the carriage of goods by road. This Regulation is a recast edition of the Regulation (EC) 1172/98, which has been substantially amended several times.</p>
REFERENCE PERIOD	<p>Data refer to the 3rd quarter of 2017.</p>
SURVEY METHODOLOGY	<p>The survey is conducted on a quarterly basis. The sample is equally distributed into the thirteen weeks of a quarter. Every vehicle is surveyed during a specific week of the year, from Monday to Sunday. The sample is selected on the basis of various criteria: the vehicle performing national or international road freight transport; the vehicle being for private or for public use; class of load capacity; type of chassis; registered office of the vehicle, etc. The questionnaires are processed and the data are produced in line with rules and guidelines laid down in the relevant Manual of Eurostat.</p>
DEFINITIONS	<p><u>Registered vehicle</u>: the state of having been entered in a register of road transport vehicles, kept by an official body in a Member State, whether or not the registration is accompanied by the issue of a registration plate. In the case of carriage by means of a combination of road transport vehicles, the complete vehicle shall be deemed to be registered in the country where the goods road transport vehicle is registered.</p> <p><u>International Transport</u>: a) a laden journey undertaken by a vehicle the point of departure and the point of arrival of which are in two different Member States, b) a laden journey undertaken by a vehicle from a Member State to a third country or vice versa, c) a laden journey undertaken by a vehicle between third countries, d) an unladen journey in conjunction with the carriage referred to in points a), b) and c). International carriage shall be carried out subject to possession of a Community license.</p> <p><u>National transport</u>: transport by a loaded vehicle where the point of departure and the point of arrival are located in the same country (Greece).</p> <p><u>Load capacity</u>: maximum weight of goods declared permissible by the competent authority of the country of registration of the vehicle. When the goods road transport vehicle is a road train made up of a lorry with trailer, the load capacity of the road train is the sum of the load capacities of the lorry and the trailer.</p> <p><u>Place of loading</u>: the first place in which goods are loaded on the goods road transport vehicle, which was previously completely empty.</p> <p><u>Place of unloading</u>: the last place in which goods are unloaded from the goods road transport vehicle, which is subsequently completely empty.</p> <p><u>Distance traveled</u>: actual distance excluding the distance covered by the goods road transport vehicle while being transported by another means of transport.</p> <p><u>Types of journey</u>: 1) laden journey involving one single basic transport operation 2) laden journey involving several transport operations, but not considered as a collection or distribution round, 3) laden journey of the collection or distribution round type, 4) unladen journeys.</p>
REMARK	<p>Any differences between the totals across tables are on account of rounding up.</p>
REFERENCES	<p>More information can be found on the portal of ELSTAT, www.statistics.gr, following the navigation path: <STATISTICS > INDUSTRY, TRADE, SERVICES, TRANSPORT > ROAD TRANSPORT > FREIGHT TRANSPORT >.</p>