



**HELLENIC REPUBLIC**  
**HELLENIC STATISTICAL AUTHORITY**

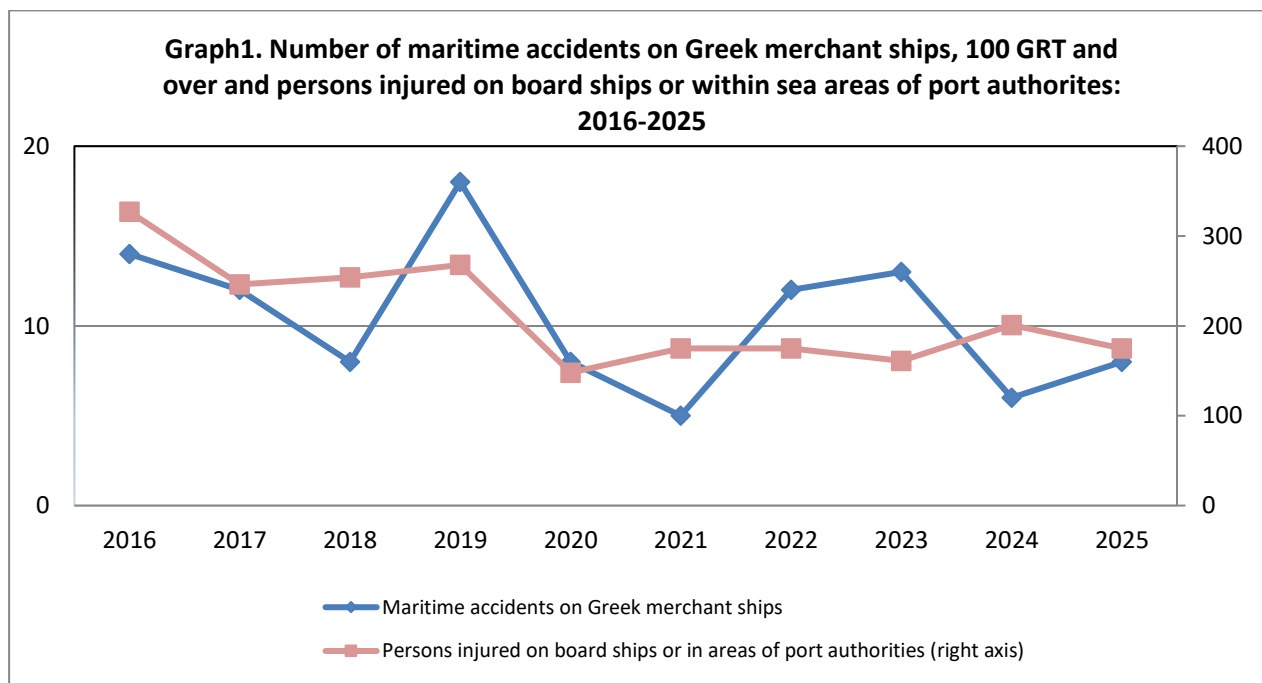
Piraeus, 30 April 2026

**Maritime accidents on Greek merchant ships of 100 GRT and over and persons injured on board of ships and in areas of port authorities: 2025**

The Hellenic Statistical Authority (ELSTAT) announces the results of the survey on maritime accidents on Greek merchant ships of 100 GRT and over (Gross Register Tonnage), as well as the results of the survey on persons injured on board ships or within areas under the competency of port authorities for the year 2025.

Specifically, in 2025:

- 8 maritime accidents were recorded on Greek merchant ships of 100 GRT and over with a total capacity of 16,680 GRT. The ships suffering the accidents represent 0.43% of the Greek merchant fleet and 0.05% of the total gross tonnage (Table1).
- out of the 8 ships on which an accident occurred, 1 was a tanker and 7 were passenger ships (Graph 2).
- in 7 ships the accidents were due to engine damage and 1 ship due to stranding and (Table 2, Graph 3).
- The number of persons injured on board ships or within sea areas under the competency of port authorities amounted to 175. In 2025 compared with 2024, a decrease of 12.9% was recorded. Out of 175 persons who had an accident in 2025, 117 (66.9%) were involved in a fatal accident and ended up (Table 3, Graph 4).



**Information on methodological issues:**

Division of Sectoral Statistics  
Section of Transport Statistics  
G. Argyris  
Tel: +30 213 135 3085  
e mail: [g.argyris@statistics.gr](mailto:g.argyris@statistics.gr)

**Information for data provision:**

Tel. +30 213 135 2022  
e mail: [data.dissem@statistics.gr](mailto:data.dissem@statistics.gr)

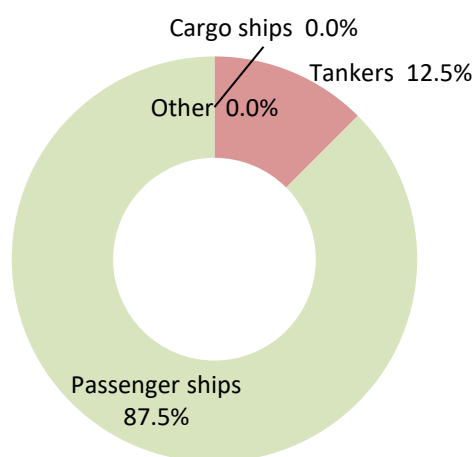
- Out of the 117 persons fatally injured, 111 were in sea areas under the competency of port authorities and 6 were on board ships. Out of the 58 persons who had non-fatal accident 34 were in sea areas under the competency of port authorities and 24 were on board ships (Table 3, Graph 4).
- As regards the age of persons injured on board ships or within sea areas under the competency of port authority in 2025, most (98 persons) were 65 years and older, recording a decrease of 10.1% compared to 2024 (Table 4, Graph 5).
- Out of the 30 persons injured on board ships in 2025, 6 were fatally injured while 24 were slightly injured (contusion, strain, fracture and other causes). Out of the 145 persons injured in sea areas under the competency of port authorities, 111 were fatally injured (drowning or other cause of death), 12 suffered contusion, strain, fracture and amputation and 22 other injuries (Table 5, Graph 6).
- The total number of deaths from drowning decreased in 2025 by 19.8% (from 91 to 73) compared to 2024 (Table 5).
- Table 6 presents data on fatal accidents and missing persons related to illegal entry within sea areas under the competency of Greek port authorities for the period 2016-2025. These figures are not included in Tables 3-5.

**Table 1. Maritime accidents on Greek merchant ships of 100 GRT and over, by ship category: 2025**

Category of ships	Greek merchant fleet		Merchant ships suffering an accident		Percentage (%)	
	Number of ships	Tonnage GRT	Number of ships	Tonnage GRT	Number of ships	Tonnage GRT
<b>Total</b>	<b>1,848</b>	<b>34,759,827</b>	<b>8</b>	<b>16,680</b>	<b>0.43</b>	<b>0.05</b>
Cargo ships	349	9,333,120	0	0	0.00	0.00
Tankers	403	24,071,621	1	1,540	0.25	0.01
Passenger ships	810	1,208,294	7	15,140	0.86	1.25
Other <sup>(1)</sup>	286	146,792	0	0	0.00	0.00

(1) i.e.: towage, salvage, cable ships, fishing-boats, etc.

**Graph 2. Maritime accidents on Greek merchant ships of 100 GRT and over, by ship category: 2025**

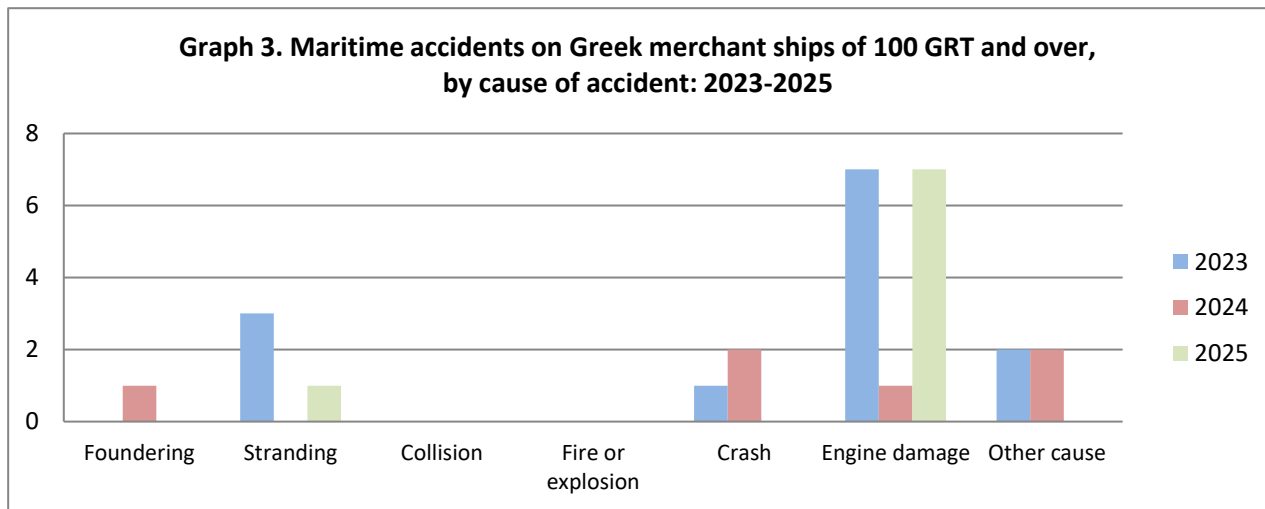


**Table 2. Maritime accidents on Greek merchant ships of 100 GRT and over, by cause of the accident: 2023-2025**

	2023		2024		2025	
	Number of Ships	Tonnage GRT	Number of Ships	Tonnage GRT	Number of Ships	Tonnage GRT
<b>Total</b>	<b>13</b>	<b>114,810</b>	<b>6</b>	<b>16,849</b>	<b>8</b>	<b>16,680</b>
Foundering <sup>(1)</sup>	0	0	1	516	0	0
Stranding	3	819	0	0	1	638
Collision	0	0	0	0	0	0
Fire or explosion	0	0	0	0	0	0
Crash	1	3,558	2	3,829	0	0
Engine damage <sup>(2)</sup>	7	105,603	1	1,225	7	16,042
Other cause	2	4,830	2	11,279	0	0

(1) Including abrupt foundering of unidentified cause

(2) Including damage of propeller or boiler



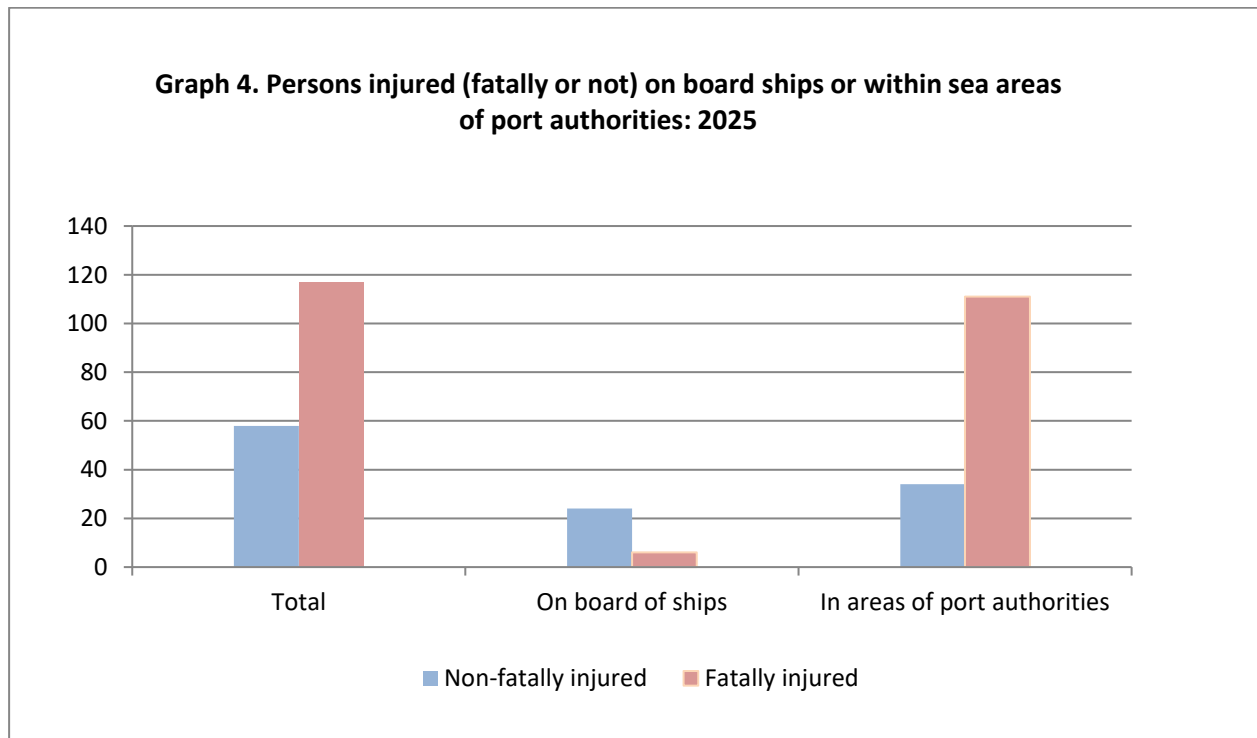
**Table 3. Persons injured (fatally or not) on board ships<sup>(1)</sup> or within sea areas of port authorities: 2023-2025**

	2025		Total			Change (%)	
	Persons injured		2023	2024	2025	2024/2023	2025/2024
	Non- fatally injured	Fatally injured					
<b>Total</b>	<b>58</b>	<b>117</b>	<b>161</b>	<b>201</b>	<b>175</b>	<b>24.8</b>	<b>-12.9</b>
<b>On board ships</b>	<b>24</b>	<b>6</b>	<b>18</b>	<b>41</b>	<b>30</b>	<b>127.8</b>	<b>-26.8</b>
Cargo ships	2	1	4	7	3	75.0	-57.1
Tankers	0	0	1	1	0	0.0	-100.0
Passenger ships	20	4	11	28	24	154.5	-14.3
Other <sup>(2)</sup>	2	1	2	5	3	150.0	-40.0
<b>In areas of port authorities</b>	<b>34</b>	<b>111</b>	<b>143</b>	<b>160</b>	<b>145</b>	<b>11.9</b>	<b>-9.4</b>
Ports	9	16	17	20	25	17.6	25.0
Shipyards	1	0	0	1	1	-	0.0
Coast	24	95	126	139	119	10.3	-14.4

(1) Including persons injured on merchant ships or any other floating means

(2) I.e.: towage, salvage ships, fishing boats, yachts and other ships and boats

**Graph 4. Persons injured (fatally or not) on board ships or within sea areas of port authorities: 2025**

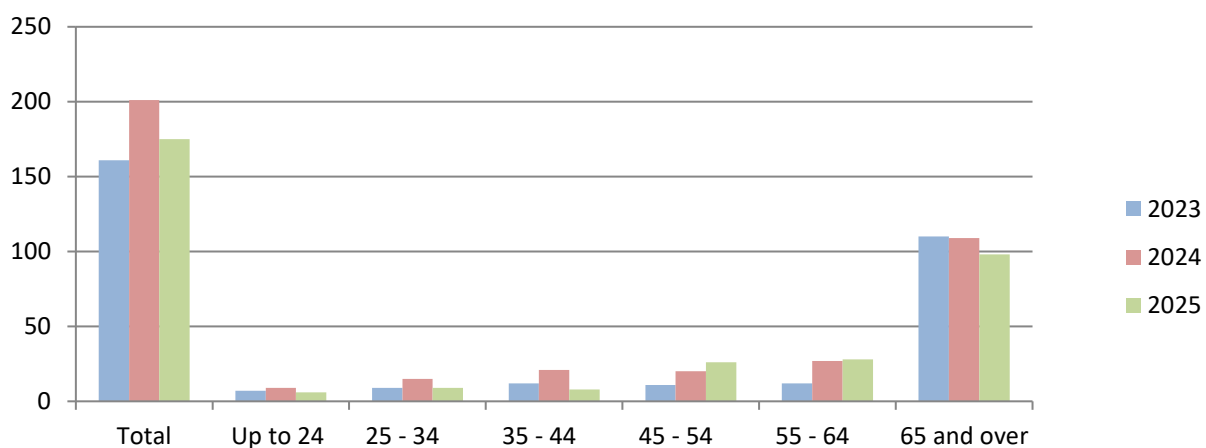


**Table 4. Persons injured on board ships <sup>(1)</sup> or within sea areas of port authorities, by age group: 2023 - 2025**

Age groups (years)	2023	2024	2025	Change (%)	
				2024/2023	2025/2024
<b>Total</b>	<b>161</b>	<b>201</b>	<b>175</b>	<b>24.8</b>	<b>-12.9</b>
Up to 24	7	9	6	28.6	-33.3
25 - 34	9	15	9	66.7	-40.0
35 - 44	12	21	8	75.0	-61.9
45 - 54	11	20	26	81.8	30.0
55 - 64	12	27	28	125.0	3.7
65 and over	110	109	98	-0.9	-10.1

(1) Including persons injured on merchant ships or any other floating means

**Graph 5. Persons injured on board ships or within sea areas of port authorities, by age group: 2023-2025**

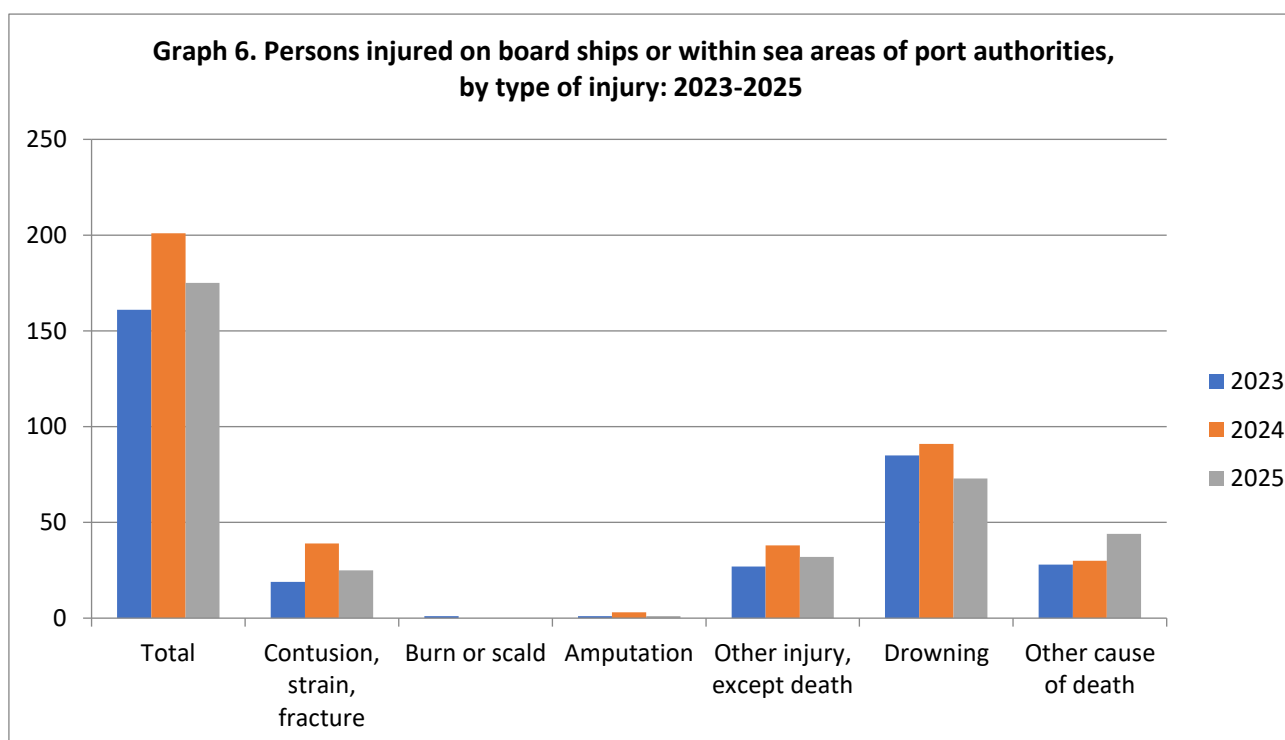


**Table 5. Persons injured on board ships <sup>(1)</sup> or within sea areas of port authorities, by type of injury: 2023-2025**

	2025		Total			Change (%)	
	Persons injured		2023	2024	2025	2024/2023	2025/2024
	on board ships	within sea areas of port authorities					
<b>Total</b>	<b>30</b>	<b>145</b>	<b>161</b>	<b>201</b>	<b>175</b>	<b>24.8</b>	<b>-12.9</b>
Contusion, strain, fracture	14	11	19	39	25	105.3	-35.9
Burn or scald	0	0	1	0	0	-100.0	-
Amputation	0	1	1	3	1	200.0	-66.7
Other injury, except death	10	22	27	38	32	40.7	-15.8
Drowning	0	73	85	91	73	7.1	-19.8
Other cause of death	6	38	28	30	44	7.1	46.7

(1) Including persons injured on merchant ships or any other floating means

**Graph 6. Persons injured on board ships or within sea areas of port authorities, by type of injury: 2023-2025**

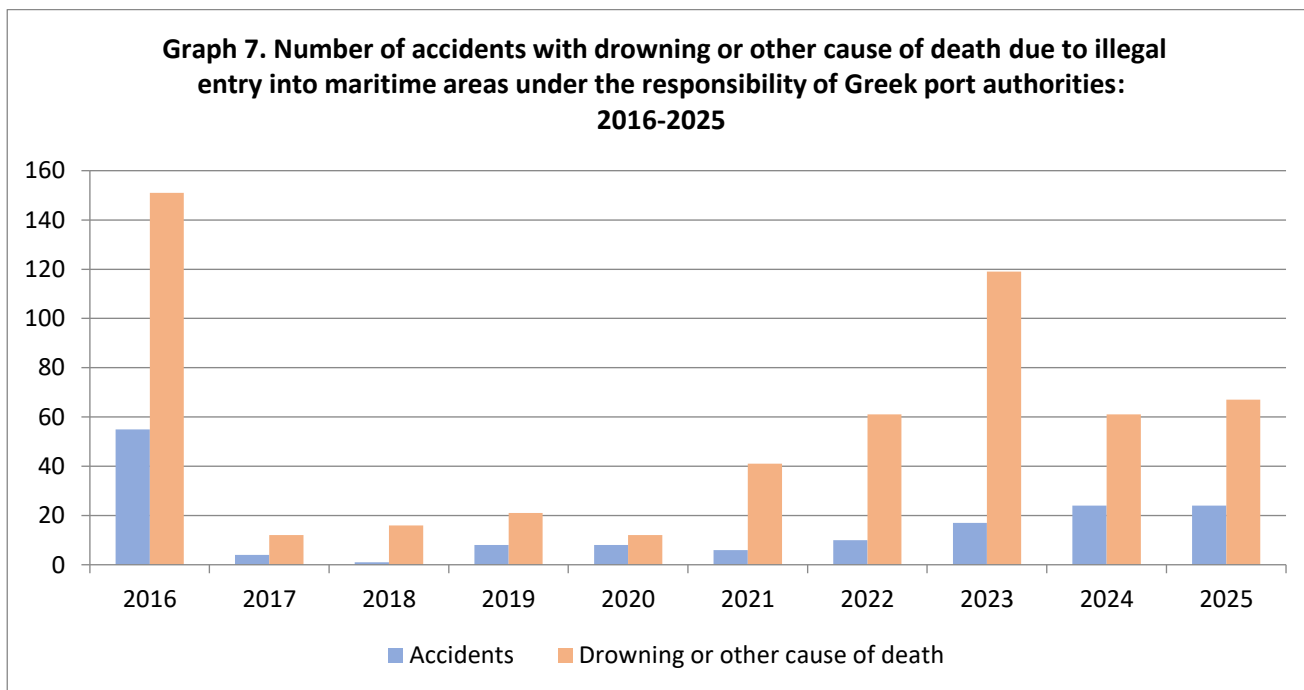


**Table 6. Number of fatal accidents and deaths from drowning or other cause and number of accidents with missing persons, due to illegal entry into maritime areas under the responsibility of Greek port authorities: 2016-2025**

	2016	2017	2018	2019	2020	2021	2022	2023	2024	2025
Number of fatal accidents	55	4	1	8	8	6	10	17	24	24
Drowning or other cause of death	151	12	16	21	12	41	61	119	61	67
Number of accidents with missing persons	5	2	1	0	1	5	9	8	9	8
Missing persons	27	10	3	0	14	54	103	523	13	29

Source: Headquarters of Port Authorities, Ministry of Shipping, and Island Policy

**Graph 7. Number of accidents with drowning or other cause of death due to illegal entry into maritime areas under the responsibility of Greek port authorities: 2016-2025**



## EXPLANATORY NOTES

<b>Survey on shipping casualties and on persons injured in maritime accident</b>	The surveys on maritime accidents on Greek merchant ships 100 GRT and over and on persons injured on board of ships or in areas under the competency of port authorities are conducted since 1975 on an annual basis. The purpose of the surveys is to fully record maritime accidents of Greek merchant ships 100 GRT and over, which took place during the journey or during the ship's entering the port or uploading of cargo as well as and, to fully record the accidents (various injuries) of persons on board and accidents of persons in the sea, which took place in a port or on the coast area under the competency of the port authorities.
<b>Legal framework</b>	The surveys are conducted pursuant to the provisions of the Permanent Circular of the Ministry of Economy and Finance and the National Statistical Service of Greece (NSSG) dated 16/1/1975, which was replaced by the Permanent Joint Circular dated 15/4/1998, with retroactive effect since 1/1/1998.
<b>Reference Period</b>	The results of the surveys refer to the year 2025.
<b>Coverage</b>	The survey covers the maritime accidents of Greek merchant ships of 100 GRT and over that were recorded by the domestic port authorities. Maritime accidents of Greek merchant ships that occurred abroad were recorded by the corresponding consulates and sent to the port authority of Piraeus. Besides, the survey covers persons injured on board of the ships and in the port or on the coast areas under the competency of the port authorities. Particularly, it covers all cases of casualties for which a preliminary inquiry is conducted by the competent port authorities.
<b>Definitions</b>	<p><b>Ship:</b> Seagoing self-propelled vessel of at least ten NRT designed for the carriage of goods, transport of passengers, for fishing, towing or especially fitted out for other maritime activities.</p> <p><b>Accidents of persons:</b> Refers to accidents that result to contusion, strain, fracture, burn or scald, amputation, cerebral contusion, caisson disease, drowning and other cause of death.</p> <p><b>Merchant ship:</b> Seagoing self-propelled vessel of at least ten NRT designed for the carriage of goods, transport of passengers, for fishing, towing or especially fitted out for other maritime activities.</p> <p><b>Greek merchant fleet:</b> The total number of the merchant ships under Greek flag. The Greek flag carried by these ships means that all their maritime activities (subsidies for ship building, cargo limitations and other tax provisions) are governed by commercial and economic rules which are laid down by the respective Greek authorities.</p> <p><b>Gross Register Tonnage (GRT):</b> unit of measurement of the total volume in cubic feet of the spaces within the hull and of the enclosed spaces above the deck which are available for carrying goods, food, passengers and crew. It equals to the volume of 100 cubic feet or 2.83 m<sup>3</sup>.</p>
<b>Methodology</b>	The domestic port authorities report to ELSTAT information about the maritime accidents of Greek merchant ships 100 GRT and over and about the persons injured on board of ships or in areas of port authorities. The information includes the name of ship, tonnage group, registration port, ship's category, whether it was loaded or in ballast, whether the accident was caused by

intention or negligence, personal data of the person responsible for the accident, marine region, weather conditions, visibility, date of the accident, damage of the ship or injury/death of a person and cause of the accident.

Information that is collected for the persons injured on board of ships or in areas of port authorities, include the sex, the year of birth, the place of birth, the citizenship, the marital status, the occupation, where exactly the accident occurred, the date of the accident, who was responsible for the accident, the cause of the accident, the direct impact of the accident, the type of body injury. Additionally, information is recorded regarding accidents and missing persons who entered the country illegally that is sent to ELSTAT by the Headquarters of Port Authorities, Ministry of Shipping, and Island Policy.

#### **References**

More information (tables, graphs) concerning the survey on maritime accidents of the Hellenic merchant ships can be found on the webpage of ELSTAT ([www.statistics.gr](http://www.statistics.gr)), at the link: <https://www.statistics.gr/el/statistics/-/publication/SMA34>