



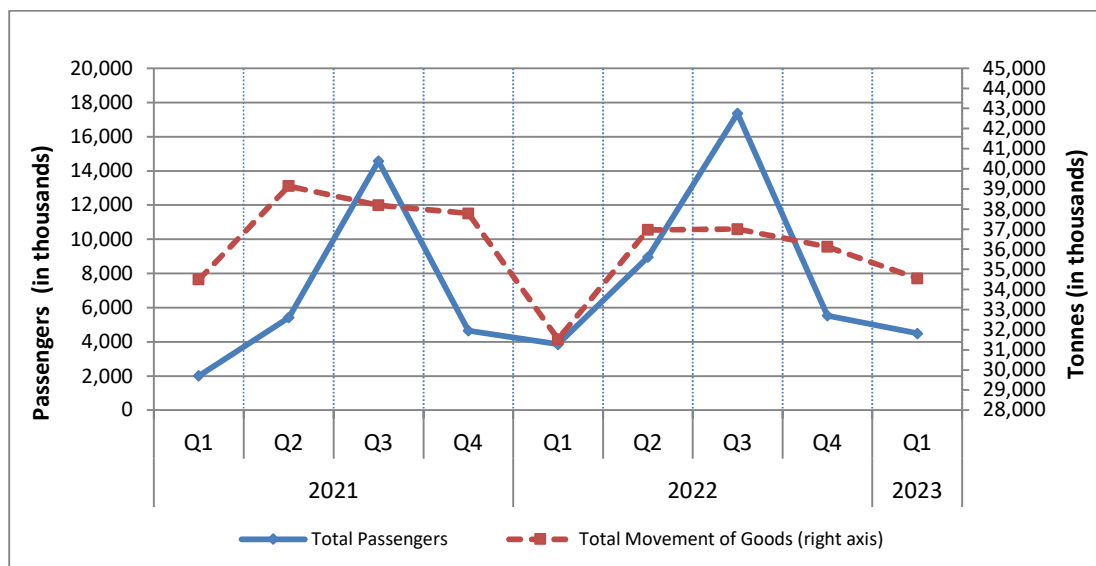
Piraeus, 18 September 2023

**TRAFFIC OF PASSENGERS, GOODS AND MOBILE UNITS IN GREEK PORTS:  
1<sup>st</sup> QUARTER 2023 (Provisional data)**

The Hellenic Statistical Authority (ELSTAT) announces data on traffic of passengers, goods and mobile units in the Greek ports for the 1<sup>st</sup> Quarter 2023. Particularly:

- The total passenger traffic in Greek ports in the 1<sup>st</sup> quarter 2023 recorded an increase of 16.5 % compared with the 1<sup>st</sup> quarter 2022, while at the corresponding comparison of the 1<sup>st</sup> quarter of 2022 with the 1<sup>st</sup> quarter of 2021 an increase by 91.9% was recorded (Table 1).
- The total movements of goods in Greek ports in the 1<sup>st</sup> quarter 2023 increased by 9.6% compared with the 1<sup>st</sup> quarter 2022, while at the corresponding comparison of the 1<sup>st</sup> quarter of 2022 with the 1<sup>st</sup> quarter of 2021 a decrease by 8.6% was recorded (Table 2).
- The total traffic of mobile units in Greek ports in the 1<sup>st</sup> quarter 2023 increased by 10.3% compared with the 1<sup>st</sup> quarter 2022, while at the corresponding comparison of the 1<sup>st</sup> quarter of 2022 with the 1<sup>st</sup> quarter of 2021 an increase by 43.6% was recorded (Table 3).

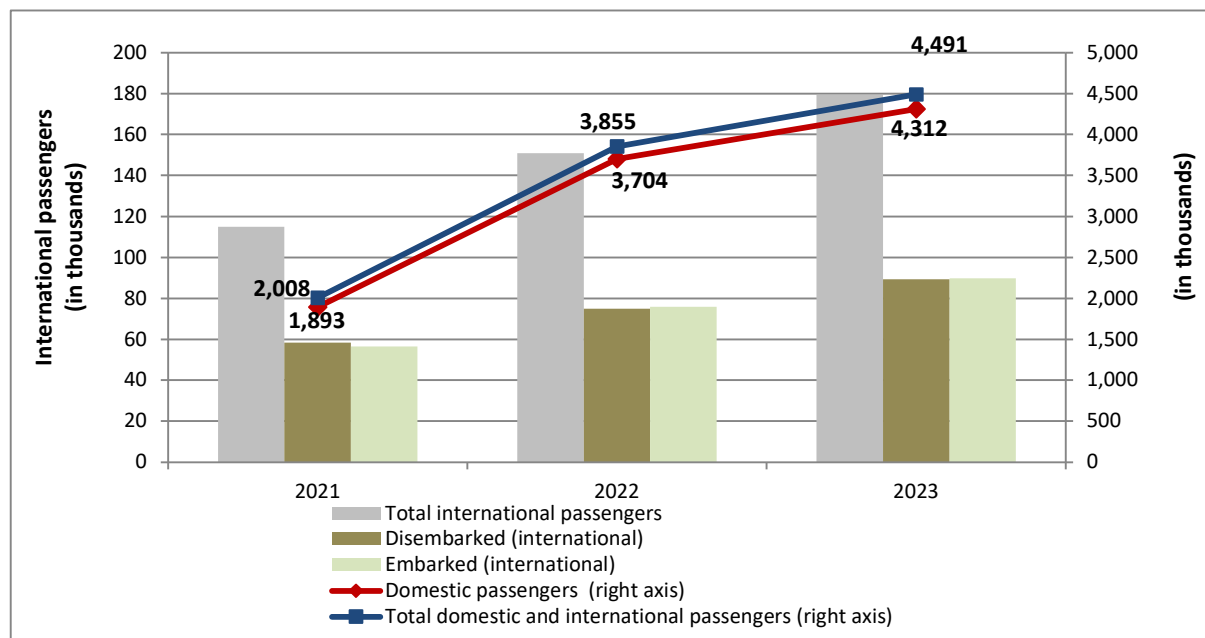
**Graph 1. Traffic of Passengers and Goods, 1<sup>st</sup> Quarter 2021 – 1<sup>st</sup> Quarter 2023**



**Table 1. Domestic and international passenger traffic in Greek ports: 1<sup>st</sup> Quarter 2021 - 2023**

1 <sup>st</sup> Quarter					
	2021	2022	Change % 2022/2021	2023	Change % 2023/2022
<b>Total:</b>	<b>2,008,247</b>	<b>3,854,511</b>	<b>91.9</b>	<b>4,490,937</b>	<b>16.5</b>
<b>Domestic passengers</b> (Disembarked / embarked)	1,893,240	3,703,655	95.6	4,311,616	16.4
<b>International passengers</b>	115,007	150,856	31.2	179,321	18.9
Disembarked	58,454	74,995	28.3	89,424	19.2
Embarked	56,553	75,861	34.1	89,897	18.5

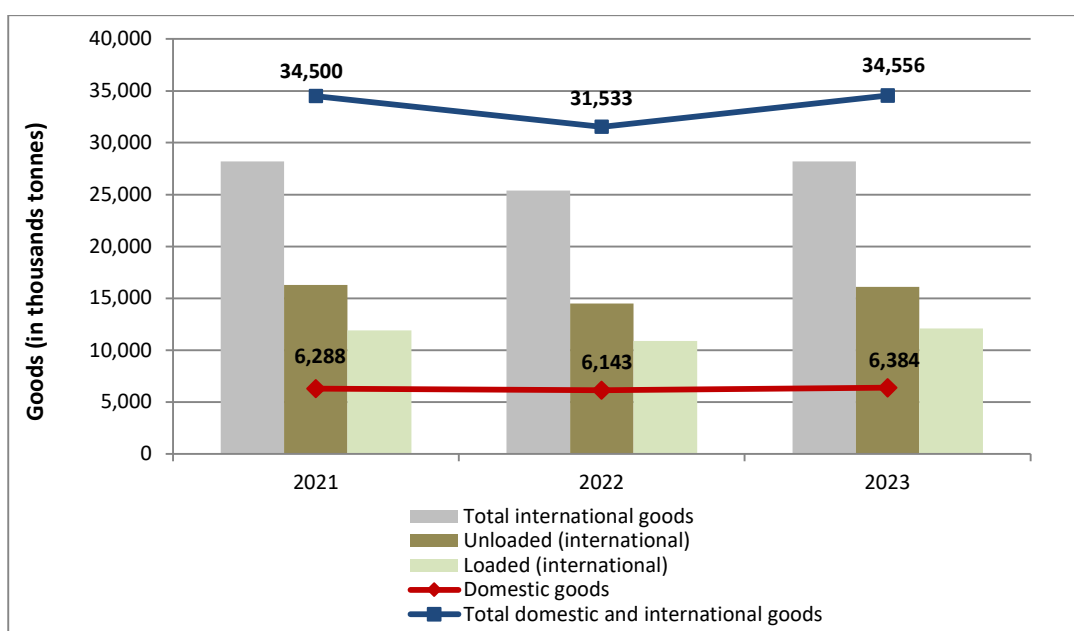
**Graph 2. Domestic and international passenger traffic in Greek ports: 1<sup>st</sup> Quarter 2021 – 2023**



**Table 2. Domestic and international movements of goods in Greek ports: 1<sup>st</sup> Quarter 2021 - 2023**

1 <sup>st</sup> Quarter					
(in tonnes)	2021	2022	Change % 2022/2021	2023	Change % 2023/2022
<b>Total:</b>	<b>34,499,851</b>	<b>31,532,915</b>	<b>-8.6</b>	<b>34,556,191</b>	<b>9.6</b>
<b>Domestic goods</b> (Unloaded / loaded)	6,288,075	6,142,909	-2.3	6,384,483	3.9
<b>International goods</b>	28,211,776	25,390,006	-10.0	28,171,708	11.0
Unloaded	16,283,389	14,484,198	-11.0	16,078,603	11.0
Loaded	11,928,387	10,905,808	-8.6	12,093,105	10.9

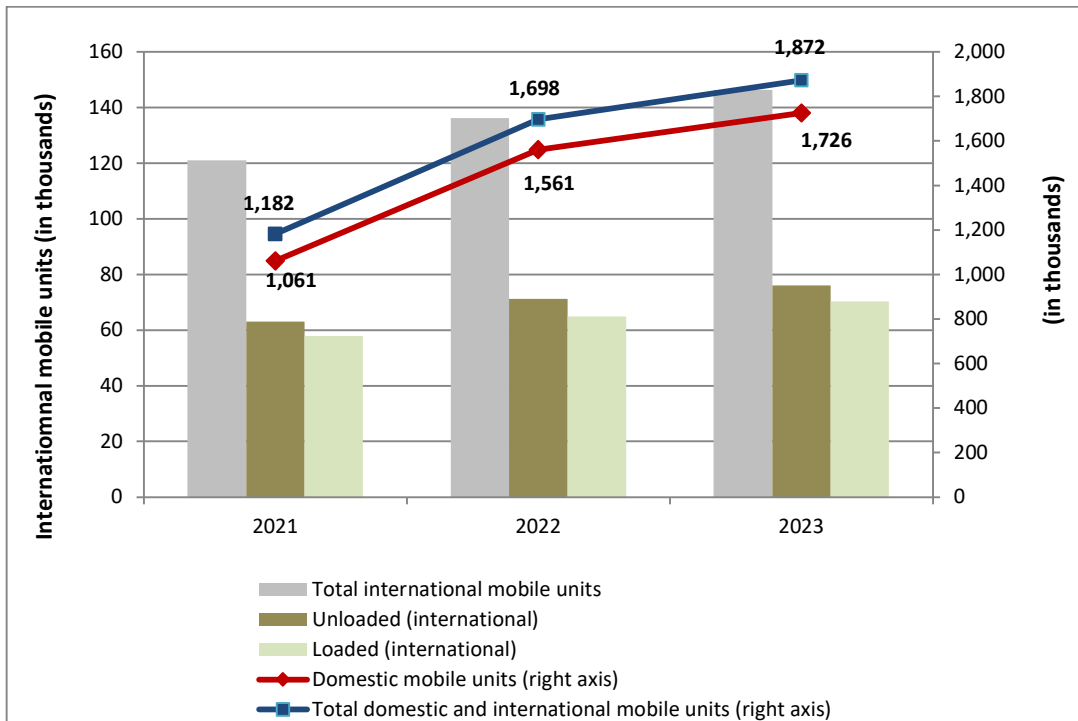
**Graph 3. Domestic and international movements of goods in Greek ports: 1<sup>st</sup> Quarter 2021 – 2023**



**Table 3. Domestic and international traffic of mobile units in Greek ports: 1<sup>st</sup> Quarter 2021- 2023**

1 <sup>st</sup> Quarter					
	2021	2022	Change % 2022/2021	2023	Change % 2023/2022
<b>Total:</b>	<b>1,182,493</b>	<b>1,697,739</b>	<b>43.6</b>	<b>1,872,363</b>	<b>10.3</b>
<b>Domestic mobile units</b> (Unloaded / loaded)	1,061,430	1,561,483	47.1	1,725,962	10.5
<b>International mobile units</b>	121,063	136,256	12.5	146,401	7.4
Unloaded	63,069	71,313	13.1	76,159	6.8
Loaded	57,994	64,943	12.0	70,242	8.2

**Graph 4. Domestic and international traffic of mobile units in Greek ports: 1<sup>st</sup> Quarter 2021 – 2022**



## METHODOLOGICAL NOTES

<b>Survey on the traffic of passengers' goods and mobile units in Greek ports</b>	<p>The survey on traffic of passengers, goods and mobile units in Greek ports is conducted on a monthly basis since 1960 and it has been producing quarterly and annual results. This survey is conducted in compliance with EU regulation 2009/42 which provides for the harmonization of statistical returns in respect of carriage of passengers' goods by sea in the EU Member States.</p> <p>The purpose of the survey is to collect statistical data on maritime transport and to disseminate these data to all relevant users.</p>
<b>Legal framework</b>	<p>This survey is fully harmonized with EU legislation and more specifically with Council Directive (EC) 2009/42 of the European Parliament.</p>
<b>Reference period</b>	<p>The data of the survey refer to the 1<sup>st</sup> quarter 2023.</p>
<b>Coverage</b>	<p>The survey covers all merchant vessels of net tonnage 10 GRT and over which carry passengers' goods and mobile units by sea to and from domestic and international ports for commercial purposes. Consequently fish-catching vessels, research and survey vessels, dredgers, naval vessels or vessels used solely for non-commercial purposes are not included in the survey.</p>
<b>Definitions</b>	<p>Domestic Passengers: Refers to movement of passengers between Greek ports. International passengers: Refers to movement of passengers in Greek ports with embarking or disembarking at foreign ports.</p>
<b>Methodology</b>	<p>The survey is an exhaustive survey which is conducted for all vessels meeting the necessary criteria. The survey is carried out by means of specialized questionnaires which must be filed in by the competent bodies:</p> <ul style="list-style-type: none"><li>a) The domestic Port Authorities which have the responsibility to fill in the questionnaires for the goods transport in cooperation with the maritime transport agent.</li><li>b) The shipping companies and the financial officers of the ships who have the responsibility to fill in the questionnaires for the passenger traffic.</li><li>c) Piraeus Port Authority (OLP) and Thessaloniki Port Authority (OLTH) which record the large majority of goods transport data and send these statistical returns to ELSTAT electronically by means of a specially designed software application.</li></ul> <p>ELSTAT after having received all the above-mentioned data proceeds to data checks, codification, processing and tabulation of the data.</p> <p>It should be stressed that the survey is conducted in compliance with international classifications and definitions applied for the variables of the relevant survey, which are laid down in Eurostat's manual «Reference Manual on Maritime Transport Statistics Version 4.0 November 2017».</p>
<b>References</b>	<p>More information (tables charts) concerning the survey on maritime transport of passenger, goods and mobile units in the Greek ports by merchant vessels can be found on the web page of ELSTAT (<a href="http://www.statistics.gr">www.statistics.gr</a>) under the link <a href="https://www.statistics.gr/el/statistics/-/publication/SMA06">https://www.statistics.gr/el/statistics/-/publication/SMA06</a></p>