



HELLENIC REPUBLIC
HELLENIC STATISTICAL AUTHORITY

Piraeus, 25 June 2024

**CENSUS OF HEALTH CENTRES AND OTHER UNITS
PROVIDING PRIMARY HEALTH CARE SERVICES: year 2023**

The Hellenic Statistical Authority (ELSTAT) announces data on the Primary Health Care Units for the year 2023.

Until the year 2016, ELSTAT used to monitor Primary Health Care by recording only the Health Centers of the National Primary Health Care Network (PEDY). The Law 4486/2017 concerning the “Reform of the Primary Health Care” extended the scope of the “Health Centers”, which now also encompass the decentralized units, where health care services are provided at the first level of Primary Health Care, by the Local Health Units (TOMY), the Regional Medical Offices, the Multipurpose Regional Medical Offices, the Specialized Regional Medical Offices, the Local Medical Offices and by other units of primary health care.

Table 1 presents all the agencies providing primary health care services, for the year 2023.

Table 1: Units providing primary health care services by category, years 2022-2023

	Health Centers*	Regional Medical Offices	Multipurpose Regional Medical Offices	Specialized Regional Medical Offices	Local Medical Offices**	Other Units	Local Health Units
2022	311	1,432	97	50	220	10	136
2023	312	1,433	97	50	227	10	137

* Health Units of the National Primary Health Care Network (PEDY, Law 4238/2014) which by virtue of the Law 4486/2017 are renamed as Health Centers

** 66 Local Medical Offices in function

Moreover, Primary Health Care includes agencies providing mental health services, which are further specialized in accordance with the following table (Table 2).

Table 2: Units providing primary mental health services, years 2022-2023

	2022	2023
Mental Health Centers for adults	18	18
Mental Health Centers providing Community Mental Health Services for adults, children, and adolescents*	15	15
Mental Health Centers for children and adolescents	28	31
Total	61	64

* A hybrid-structure addressed both to adults and children/adolescents.

Information on methodological issues:

Sectoral Statistics Division
Health and Social Protection Section
Kokotas Evangelos
Tel : +30 213 135 2789, 2136
e-mail : kentra_ygeias@statistics.gr

Information for data provision:

Tel. +30 213 135 2022, 2310, 2308
Email. data.dissem@statistics.gr

Table 3 presents the personnel in the Health Centers, the Regional Medical Offices (Multipurpose and Specialized), the Local Medical Offices and the Local Health Units for the year 2023 by Regional Health Authority (YPE).

Table 3: Personnel in the Health Centers, the Medical Offices (Multipurpose and Specialized), the Local Medical Offices and the Local Health Units by Regional Health Authority (YPE), year 2023

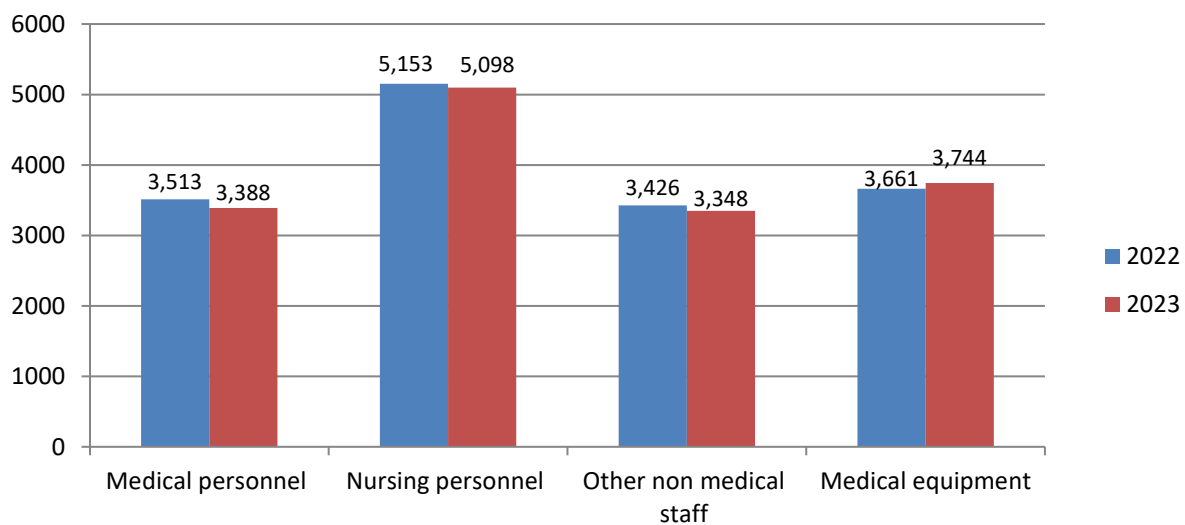
Regional Health Authority (YPE)	Medical personnel	Nursing personnel	Other non-medical personnel	Total by YPE
1st YPE (Attiki)	1,149	843	861	2,853
2nd YPE (Piraeus & Aigaio)	922	735	851	2,508
3rd YPE (Makedonia)	588	678	533	1,799
4th YPE (Makedonia & Thraki)	787	957	601	2,345
5th YPE (Thessalia & Sterea Ellada)	761	798	580	2,139
6th YPE (Peloponnisos, Ionia Nisia, Ipeiros, Dytiki Ellada)	1,242	1,211	897	3,350
7th YPE (Kriti)	419	268	361	1,048
Total	5,868	5,490	4,684	16,042

Tables 4 - 7 present detailed data on the structure of the equipment for the 312 Health Centers (Law 4486/2017) as well as their medical, nursing, and other personnel.

Table 4: Units, personnel (medical, nursing, other) and equipment of Health Centers, years 2022-2023

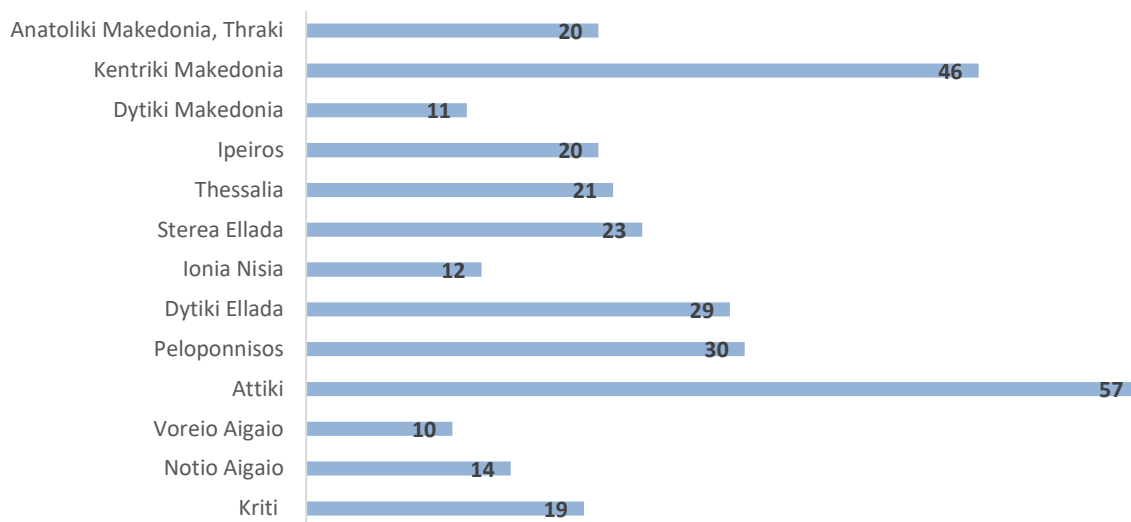
	Health Centers	Medical personnel	Nursing personnel	Other non-medical personnel	Equipment
2022	311	3,513	5,153	3,426	3,661
2023	312	3,388	5,098	3,348	3,744

Graph 1: Health Centers personnel and equipment, years 2022-2023



In the year 2023, the total number of Health Centers reached to 312 units. Based on the available data on the distribution of Health Centers by the 13 NUTS 2 Regions of Greece, the majority of Health Centers are in Attiki (57 Centers), Kentriki Makedonia (46 Centers), Peloponnisos (30 Centers) and Dytiki Ellada (29 Centers), while the lowest number of Health Centers is recorded in Voreio Aigaio (10 Centers) and Dytiki Makedonia (11 Centers) (Graph 2).

Graph 2: Number of Health Centers by NUTS 2 Region, year 2023



On the basis of comparative data for the years 2022-2023 of the Health Centers, the following are observed:

- Medical personnel employed in the Health Centers decreased by 3.6% in 2023 compared with 2022 at Greece total. In 2023 compared with 2022, an increase of 10.7% and 1.8% is observed in Dytiki Makedonia and in Notio Aigaio respectively. On the contrary, in 2023 a decrease in medical personnel is observed in most regions compared to 2022, where the biggest reductions are observed in the regions of Kentriki Makedonia and Voreio Aigaio, namely 7.7% and 5.9% respectively (Table 5).
- Nursing personnel decreased by 1.1% in 2023 compared with 2022 at the level of Greek total. An increase of 4.3% and 1.2%, is observed in Ipeiros and Peloponnisos, respectively. On the contrary, a decrease of 4.5% and 4.2% is recorded in Sterea Ellada and Attiki respectively. (Table 6).
- Other non-medical personnel employed in the Health Centers decreased by 2.3% in 2023 compared with 2022 at the level of Greece total. The most important increases in 2023 compared with 2022 are observed in Anatoliki Makedonia, Thraki and Kentriki Makedonia, 12.1% and 2.2% respectively. On the contrary, a decrease of 8.2% and 6.9% is recorded in Kriti and Ionia Nisia respectively. (Table 6).
- The number of medical equipment of Health Centers recorded an increase of 2.3%, at the level of Greece total, in 2023 compared with 2022 (Table 7).

Table 5: Health Centers and medical personnel by NUTS 2 Region, years 2022-2023

	Health Centers	Medical Personnel		
		2022	2023	23/22 %
Greece Total	312	3,513	3,388	-3.6%
Anatoliki Makedonia, Thraki	20	147	142	-3.4%
Kentriki Makedonia	46	531	490	-7.7%
Dytiki Makedonia	11	122	135	10.7%
Ipeiros	20	126	123	-2.4%
Thessalia	21	166	160	-3.6%
Stereia Ellada	23	169	163	-3.6%
Ionia Nisia	12	68	69	1.5%
Dytiki Ellada	29	211	206	-2.4%
Peloponnisos	30	167	160	-4.2%
Attiki	57	1,417	1,364	-3.7%
Voreio Aigaio	10	51	48	-5.9%
Notio Aigaio	14	112	114	1.8%
Kriti	19	226	214	-5.3%

Table 6: Non-medical personnel of Health Centers by NUTS 2 Region, 2022-2023

	Nursing personnel			Other personnel		
	2022	2023	23/22 %	2022	2023	23/22 %
Greece Total	5,153	5,098	-1.1%	3,426	3,348	-2.3%
Anatoliki Makedonia, Thraki	398	389	-2.3%	206	231	12.1%
Kentriki Makedonia	925	927	0.2%	538	550	2.2%
Dytiki Makedonia	211	207	-1.9%	99	98	-1.0%
Ipeiros	349	364	4.3%	165	161	-2.4%
Thessalia	484	485	0.2%	199	191	-4.0%
Stereia Ellada	312	298	-4.5%	191	189	-1.0%
Ionia Nisia	82	82	0.0%	58	54	-6.9%
Dytiki Ellada	365	365	0.0%	235	230	-2.1%
Peloponnisos	327	331	1.2%	204	200	-2.0%
Attiki	1,218	1,167	-4.2%	996	936	-6.0%
Voreio Aigaio	115	115	0.0%	159	158	-0.6%
Notio Aigaio	111	111	0.0%	119	114	-4.2%
Kriti	256	257	0.4%	257	236	-8.2%

Table 7: Medical equipment of Health Centers by NUTS 2 Region, 2022-2023

	2022	2023	23/22 %
Greece Total	3,661	3,744	2.3%
Anatoliki Makedonia, Thraki	334	336	0.6%
Kentriki Makedonia	606	639	5.4%
Dytiki Makedonia	147	158	7.5%
Ipeiros	185*	183	-1.1%
Thessalia	247	263	6.5%
Sterea Ellada	193	215	11.4%
Ionia Nisia	102	99	-2.9%
Dytiki Ellada	205	208	1.5%
Peloponnisos	300	286	-4.7%
Attiki	742	754	1.6%
Voreio Aigaio	161*	164	1.9%
Notio Aigaio	172	190	10.5%
Kriti	267	249	-6.7%

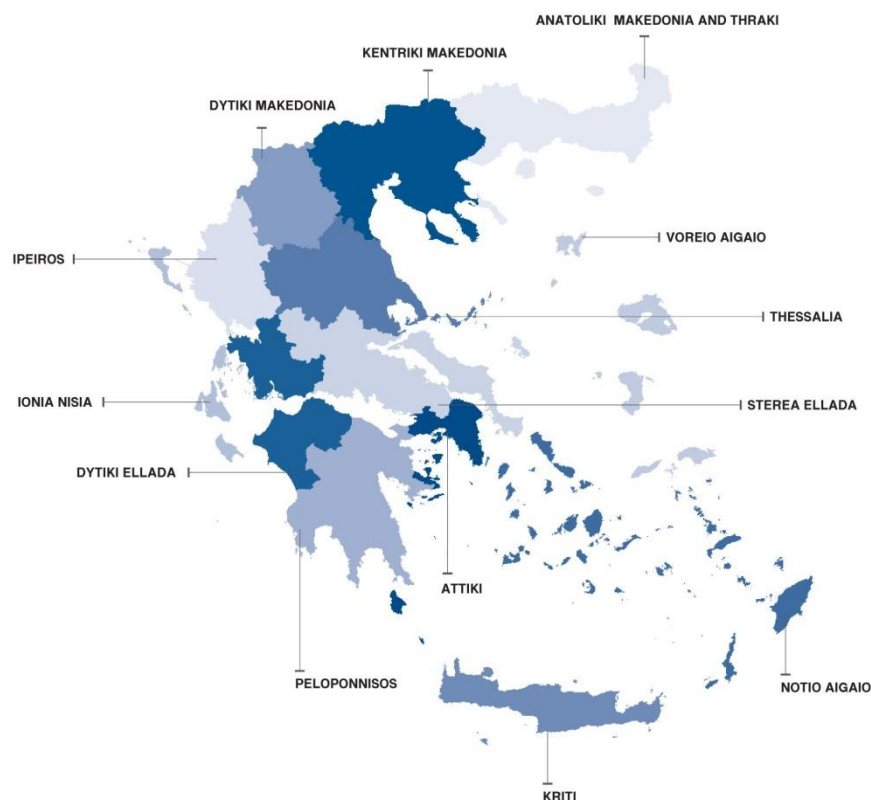
* Revised data

EXPLANATORY NOTES

Health Centers Census The survey is a census conducted on an annual basis and covers only the Health Centers of the Primary Health Care units of Greece.

Reference period Data refer to the total of Health Centre operating on the 31st of December of 2023 (the reference year).

Coverage The ELSTAT census includes the Health Centers of the Country in accordance with Law 4238/2014 as well as the Health Units of the Primary Health Network (PEDY) which, based on Law 4486/2017, are renamed as Health Centers. The data of the research is combined with available data of the Ministry of Health, which concern all Primary Health Care units and are presented at the level of the Country and Region, to cover national needs in statistical information.



Time coverage The survey is conducted since 1992 on a yearly basis.

Statistical concepts and definitions **Health Centers:** According to the legislation of Law 4238/2014, the Urban Health Centers, as provided for in the provision of article 17 of Law 1397/1983 and the Health Units of the Primary National Health Network (PEDY), as provided for in the provision of paragraph 3 of article 2 of Law 4238/2014 (A' 38), they are renamed Health Centers while the name Primary National Health Network (PEDY) was abolished.

Medical personnel by specialty

The specialties of medical staff are: Hematologists, Radiologists, Allergists, General Pathologists, Dermatologists - Venereologists, Occupational Health specialists, Cardiologists, Social Medicine, Obstetricians-Gynecologists, Biopathologists (former Microbiologists), Neurologists, Dentists, Orthopedics,

Urologists, Ophthalmologists, Physicians, Pediatricians, Language Pathologists-Pulmonologists, Surgeons of general surgery, Pediatric surgeons, Psychiatrists, Otolaryngologists, Rural doctors, and doctors under specialization with no specialty.

Non-medical staff by specialty

Non-medical staff distinguishes: Administrative staff, Nursing staff, Paramedical staff, Social care staff, IT staff, Technical staff, Nutritional care staff and Administrative care staff.

Medical equipment.

Medical equipment includes: Medical imaging, Automatic analysers, Dialysis machines, Ultrasounds, Electroencephalographs, Cardiac scanners, Dental equipment, Microscopes, Photometers, Defibrillators and Spectrometers.

Methodology From 2019 onwards, the main data source is the information system of the Ministry of Health as well as the relevant Divisions of the Ministry. Only the data for the medical equipment are collected by ELSTAT directly from the Health Centers using a structured questionnaire.

References Data is disseminated to all interested parties. through the posting of tables on the website of ELSTAT at:

[http://www.statistics.gr/en/statistics/publication/SHE06/-](http://www.statistics.gr/en/statistics/publication/SHE06/)

Equal access of users to data is governed by the European Statistics Code of Practice, fully respecting professional independence and in an objective, professional and transparent manner, in which all users are treated equally. Additional data that are not available through the above link may be provided by the Division of Statistical Information and Publications of ELSTAT after the submission of a relevant request at:

<http://www.statistics.gr/el/statistical-data-request>.