

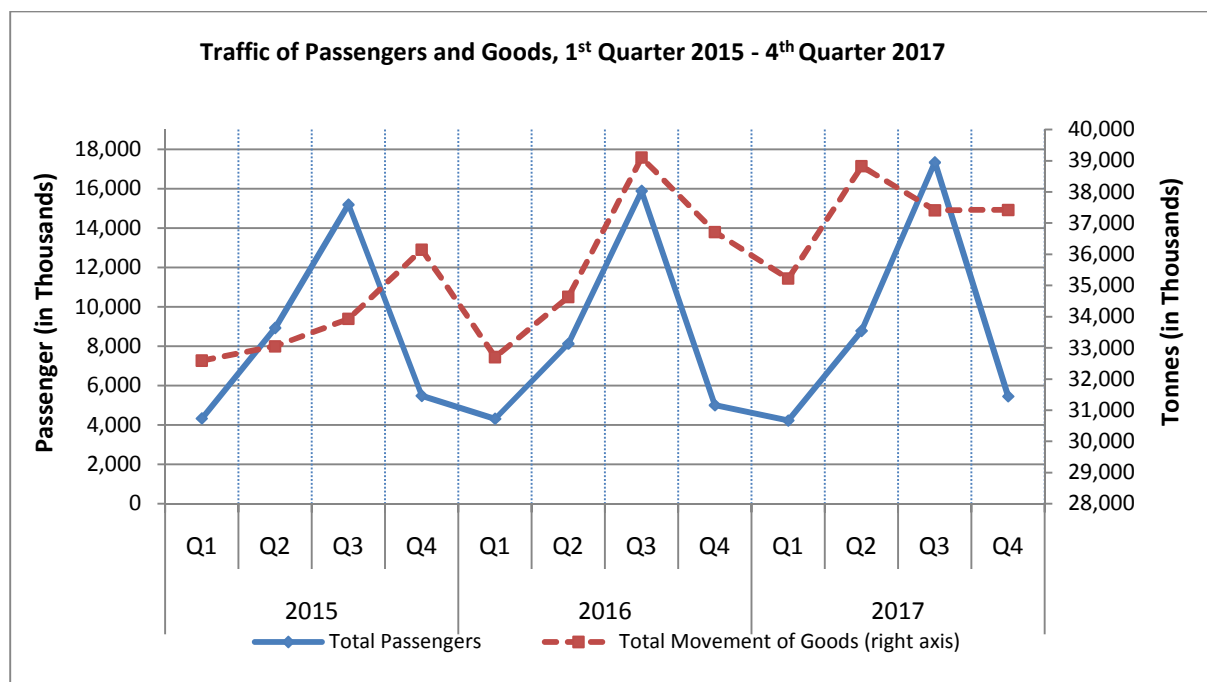


PRESS RELEASE

TRAFFIC OF PASSENGERS, GOODS AND MOBILE UNITS IN GREEK PORTS: 4TH QUARTER 2017 (Provisional data)

The Hellenic Statistical Authority (ELSTAT) announces data on traffic of passengers, goods and mobile units in the Greek ports for the 4th Quarter 2017. Particularly:

- The total passenger traffic in Greek ports in the 4th quarter 2017 recorded an increase of 9.0% compared with the 4th quarter 2016. The corresponding period of 2016-2015, the total passenger traffic decreased by 8.7% (Table 1).
- The total movements of goods in Greek ports in the 4th quarter 2017 increased by 1.9% compared with the 4th quarter 2016. The corresponding period of 2016-2015, the total movements of goods increased by 1.6% (Table 2).
- The total traffic of mobile units in Greek ports in the 4th quarter 2017 increased by 6.2% compared with the 4th quarter 2016. The corresponding period of 2016-2015, the total traffic of mobile units decreased by 3.3% (Table 3).



Information

Division of Statistics on Trade and Services
Section of Shipping Statistics
Papandreou Konstantinos
Tel : 213 135 2187
Fax: 213 135 2398
Email: k.papandreou@statistics.gr

Table 1. Domestic and international passenger traffic in Greek ports: 4th Quarter 2015 - 2017

4 th Quarter					
	2015	2016	Change % 2016/2015	2017	Change % 2017/2016
Domestic passengers (Disembarked / embarked)	5,260,426	4,789,626	-8.9%	5,218,156	8.9%
International passengers	218,647	214,700	-1.8%	237,322	10.5%
Disembarked	104,440	104,293	-0.1%	113,457	8.8%
Embarked	114,207	110,407	-3.3%	123,865	12.2%
Total:	5,479,073	5,004,326	-8.7%	5,455,478	9.0%

Graph 1. Domestic and international passenger traffic in Greek ports: 4th Quarter 2015 - 2017

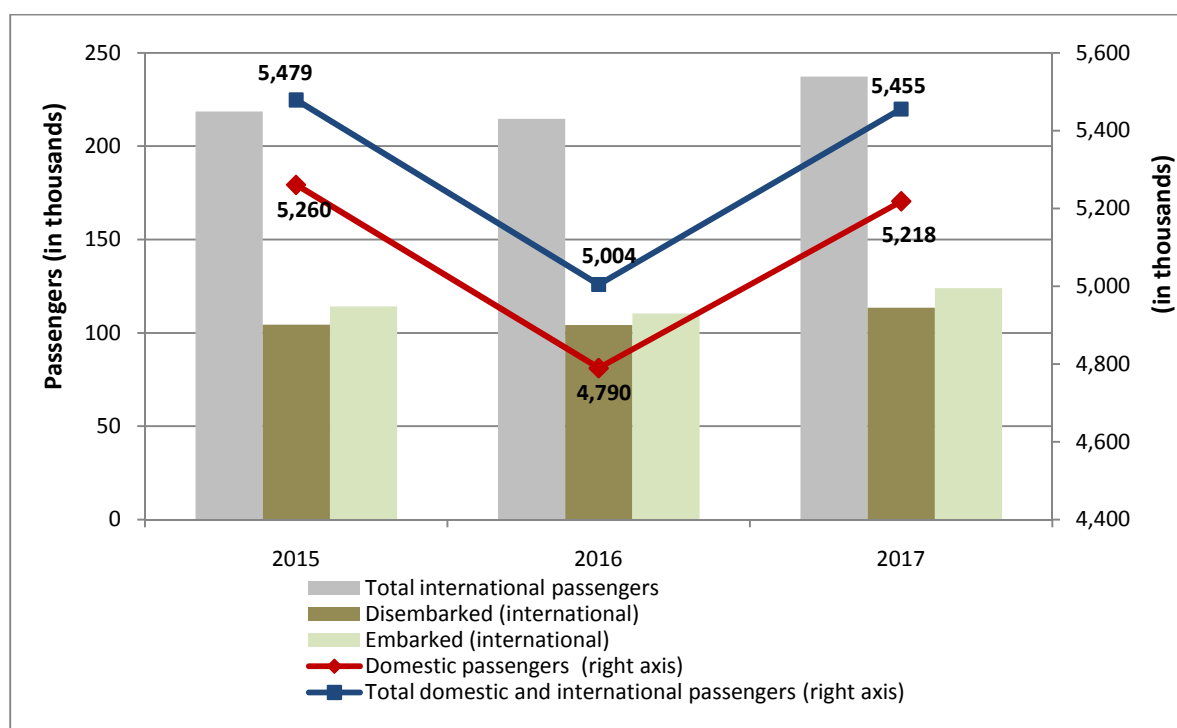


Table 2. Domestic and international movements of goods in Greek ports: 4th Quarter 2015 - 2017

4 th Quarter					
(in tons)	2015	2016	Change % 2016/2015	2017	Change % 2017/2016
Domestic goods (Unloaded / loaded)	7,915,847	7,465,741	-5.7%	7,574,842	1.5%
International goods	28,234,681	29,249,643	3.6%	29,846,570	2.0%
Unloaded	16,280,099	16,795,620	3.2%	16,618,573	-1.1%
Loaded	11,954,582	12,454,023	4.2%	13,227,997	6.2%
Total:	36,150,528	36,715,384	1.6%	37,421,412	1.9%

Graph 2. Domestic and international movements of goods in Greek ports: 4th Quarter 2015 – 2017

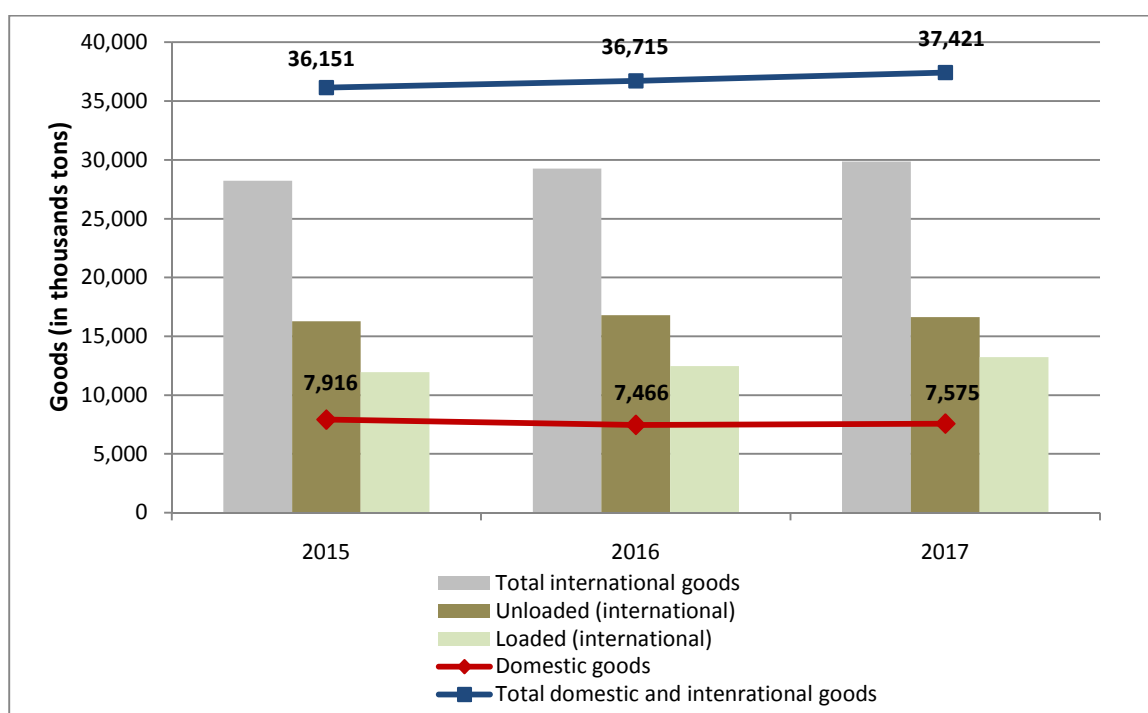
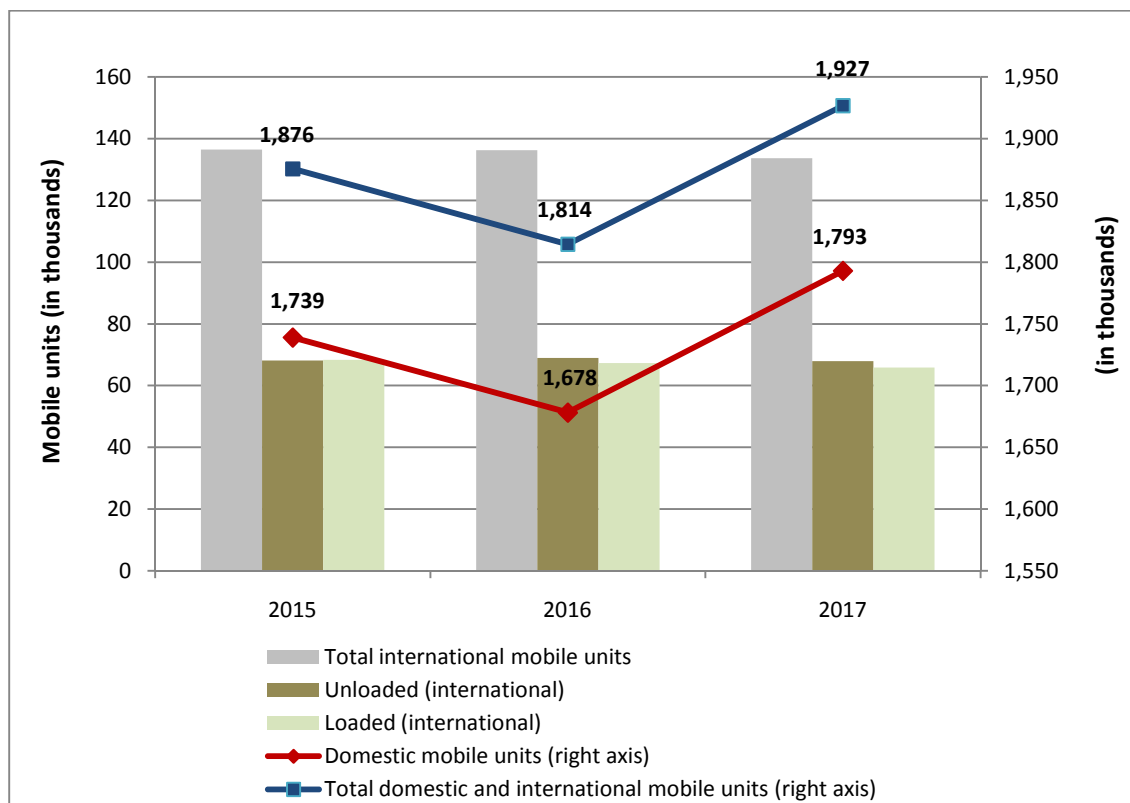


Table 3. Domestic and international traffic of mobile units in Greek ports: 4th Quarter 2015 - 2017

4 th Quarter					
	2015	2016	Change % 2016/2015)	2017	Change % 2017/2016
Domestic mobile units (Unloaded / loaded)	1,739,025	1,678,193	-3.5%	1,792,972	6.8%
International mobile units	136,516	136,237	-0.2%	133,702	-1.9%
Unloaded	68,134	68,977	1.2%	67,876	-1.6%
Loaded	68,382	67,260	-1.6%	65,826	-2.1%
Total:	1,875,541	1,814,430	-3.3%	1,926,674	6.2%

Graph 3. Domestic and international traffic of mobile units in Greek ports: 4th Quarter 2015 - 2017



METHODOLOGICAL NOTES

Survey on the traffic of passengers goods and mobile units in Greek ports	<p>The survey on traffic of passengers goods and mobile units in Greek ports is conducted on a monthly basis since 1960 and it has been producing quarterly and annual results. This survey is conducted in compliance with EU regulation 2009/42 which provides for the harmonization of statistical returns in respect of carriage of passengers goods by sea in the EU Member States.</p> <p>The purpose of the survey is to collect statistical data on maritime transport and to disseminate these data to all relevant users.</p>
Legal framework	<p>This survey is fully harmonized with EU legislation and more specifically with Council Directive (EC) 2009/42 of the European Parliament.</p>
Reference period	<p>The data of the survey refer to the 4th quarter 2017.</p>
Coverage	<p>The survey covers all merchant vessels of net tonnage 10 GRT and over which carry passengers goods and mobile units by sea to and from domestic and international ports for commercial purposes. Consequently fish-catching vessels, research and survey vessels, dredgers, naval vessels or vessels used solely for non-commercial purposes are not included in the survey.</p>
Definitions	<p>Domestic Passengers: Refers to movement of passengers between Greek ports International passengers: Refers to movement of passengers in Greek ports with embarking or disembarking at foreign ports.</p>
Methodology	<p>The survey is an exhaustive survey which is conducted for all vessels meeting the necessary criteria. The survey is carried out by means of specialized questionnaires which must be filed in by the competent bodies:</p> <ul style="list-style-type: none">a) The domestic Port Authorities which have the responsibility to fill in the questionnaires for the goods transport in cooperation with the maritime transport agent.b) The shipping companies and the financial officers of the ships who have the responsibility to fill in the questionnaires for the passenger traffic.c) Piraeus Port Authority (OLP) and Thessaloniki Port Authority (OLTH) which record the large majority of goods transport data and send these statistical returns to ELSTAT electronically by means of a specially designed software application. <p>ELSTAT after having received all the above mentioned data proceeds to data checks, codification, processing and tabulation of the data.</p> <p>It should be stressed that the survey is conducted in compliance with international classifications and definitions applied for the variables of the relevant survey, which are laid down in Eurostat's manual «Reference Manual on Maritime Transport Statistics Version 3.0 July 2016».</p>
References	<p>More information (tables charts) concerning the survey on maritime transport of passenger, goods and mobile units in the Greek ports by merchant vessels can be found on the web page of ELSTAT (www.statistics.gr) under the link << <i>Industry, Trade, Services, Transport > Transport >Shipping > Passenger and goods transportation</i>>>.</p>