



PRESS RELEASE

EVOLUTION OF TURNOVER OF ENTERPRISES UNDER SUSPENSION OF OPERATION DUE TO THE PANDEMIC OF THE CORONA VIRUS DISEASE 2019 (COVID-19)

MAY 2021

The Hellenic Statistical Authority (ELSTAT) announces data on the evolution of turnover of the enterprises that were under suspension of operation in March 2020, on the basis of state order, due to the pandemic of the corona virus disease 2019 (COVID-19) (corresponding link, available only in Greek, [KAD of closed enterprises](#)).

Moreover, additional discrete data are announced for the enterprises that were under suspension of operation in November 2020, on the basis of state order, for the limitation of the dispersion of the corona virus (COVID-19) (corresponding links, available only in Greek, [Government Gazette B'/4899/06.11.2020](#) and [List of KAD under suspension of operation](#)).

The current publication is a sequel of the relevant Press Releases published by ELSTAT ([PR link](#)), incorporating the most recent data on turnover from Administrative Sources for **May 2021**. Similar publications have been scheduled and are issued on a monthly basis, during the whole period in which the recording of the impact of COVID-19 on the performance of Greek enterprises that were under suspension of operation in the framework of the confinement measures remains relevant and warranted.

In addition, tables and graphs presenting aggregated turnover data for all enterprises and sectors of the economy throughout the period under review have been incorporated, as a comparative basis for the assessment of the effects of COVID-19 pandemic, in terms of turnover rates of change, in total and by sector.

The purpose served by these publications is to both monitor and present the evolution of the basic economic concept of interest (turnover from Administrative Sources) for the enterprises under suspension of operation, in distinct periods ranging from the beginning of the year 2020, as well as in the year 2021 during the periods of the implementation of the confinement measures and during the periods of the gradual lifting of these measures, as well as in comparison with the corresponding months of each previous year.

The published data can on the one hand highlight, which enterprises suffer more in terms of turnover decrease during the implementation periods of the confinement measures and on the other hand the relative speed at which enterprises recovered upon the gradual lifting of these measures.

Moreover, on the basis of the published data, it can be concluded from the supply side, which enterprises responded – adapted faster to the lifting of the confinement measures and to the operation under the newly imposed conditions due to the pandemic. In parallel, from the demand side, useful conclusions can be drawn indirectly as regards the enterprises that were chosen in priority and more massively by the consumers (natural persons and enterprises) during the periods of the lifting of the confinement measures, in order to satisfy their basic and other needs.

Starting from the press release published in May 2021 (reference period March and 1st quarter 2021), an updated framework for the determination of enterprises under suspension of operation and of the total of enterprises in the Greek Economy is used, which occurs from the linking at micro-data level of administrative registers of enterprises, of the reference year 2020, administrative transactions files of the reference years 2019, 2020 and 2021 and of the final Statistical Business Register, of the reference year 2018, that provides a standardized set of data, harmonized with European classifications.

Information on methodological issues:

Business Statistics Division

Registers and Big Enterprises Section

Head of Section: Adamantia Georgostathi

Tel.: +30 213 135 2043

e-mail: a.georgostathi@statistics.gr

Information on data provision:

Tel.: +30 213 135 2022, 2308, 2310

E-mail: data.dissem@statistics.gr

More specifically,

The number of enterprises under suspension of operation in March 2020, according to the updated determination framework¹ amounted to 210,217 enterprises, which corresponds to 14.8% of the Total of Enterprises in the Greek Economy. The biggest percentage of the enterprises under suspension was recorded in section Education (89.3%) followed by section of Accommodation and Food Service Activities (85.0%). The corresponding smallest percentages were recorded in section Professional, Scientific and Technical Activities (0.2%) and in section Information and Communication (1.1%). In the following sections of economic activity there are no enterprises under obligatory suspension of operation (Table 1):

- Agriculture, Forestry and Fishing
- Mining and Quarrying
- Manufacturing
- Electricity, Gas, Steam and Air Conditioning Supply
- Water Supply, Sewerage, Waste Management and Remediation Activities
- Construction
- Transportation and Storage
- Financial and Insurance Activities
- Real Estate Activities
- Public Administration and Defense; Compulsory Social Security.

For **the enterprises of the economy as a whole, obliged to double-entry accounting bookkeeping**, for which data are available on a monthly basis, the turnover in May 2021 amounted to 19,880,632 thousand euro, recording an increase of 24.0% in comparison with May 2020, when the respective turnover was 16,035,845 thousand euro. The biggest increase in turnover in May 2021 compared with May 2020 was recorded from the enterprises of the section Accommodation and Food Service Activities per 163.7%. The smallest increase in turnover in May 2021 compared with May 2020 was recorded from the enterprises of the section Public Administration and Defense; Compulsory Social Security, per 0.7%, while a decrease in turnover was recorded from the enterprises of the section Other Service Activities, per 1.0% (Table 2b).

For **the enterprises under suspension of operation in March 2020, obliged to double-entry accounting bookkeeping**, for which data are available on a monthly basis, the turnover in May 2021 amounted to 1,200,726 thousand euro, recording an increase of 55.1% in comparison with May 2020, when the respective turnover was 774,143 thousand euro. The biggest increase in turnover in May 2021 compared with May 2020 was recorded from the enterprises in the activity class Accommodation per 561.7%. The smallest increase in turnover in May 2021 compared with May 2020 was recorded from the enterprises in the activity class Other personal service activities per 2.3%, while the respective biggest decrease in turnover was recorded from the enterprises of the activity class Architectural and engineering activities; technical testing and analysis per 19.6% (Table 3b).

In comparison with the enterprises that were under suspension of operation in March 2020, **in November 2020 were additionally under suspension of operation** enterprises of the activity class Travel agency, tour operator and other reservation service and related activities and enterprises of the activity class Human health activities (Tables 4a and 4b).

¹ **Updated determination framework:** occurs from the linking at micro-data level of administrative registers of enterprises, of the reference year 2020, administrative transactions files of the reference years 2019, 2020 and 2021 and of the final Statistical Business Register, of the reference year 2018, that provides a standardized set of data, harmonized with European classifications.

Table 1. Number of Enterprises in the Greek Economy (final Statistical Business Register, year 2018) and number of Enterprises Under Suspension of Operation in March 2020 and November 2020, per section of Economic Activity (NACE Rev. 2)

ECONOMIC ACTIVITY		NUMBER OF ENTERPRISES			SHARE OF ENTERPRISES (%)	
Code NACE Rev.2	Description	Total	Under Suspension of Operation		Under Suspension of Operation	
			March 2020	November 2020	March 2020	November 2020
A	Agriculture, Forestry and Fishing	549,361				
B	Mining and Quarrying	601				
C	Manufacturing	56,972				
D	Electricity, Gas, Steam and Air Conditioning Supply	7,446				
E	Water Supply, Sewerage, Waste Management and Remediation Activities	1,940				
F	Construction	58,771				
G	Wholesale and Retail Trade; Repair of Motor Vehicles and Motorcycles	227,461	63,360	66,000	27.9	29.0
H	Transportation and Storage	60,059				
I	Accommodation and Food Service Activities	106,819	90,785	65,513	85.0	61.3
J	Information and Communication	16,372	184	187	1.1	1.1
K	Financial and Insurance Activities	16,856				
L	Real Estate Activities	9,153				
M	Professional, Scientific and Technical Activities	134,286	328	294	0.2	0.2
N	Administrative and Support Service Activities	20,284	2,211	2,729	10.9	13.5
O	Public Administration and Defense; Compulsory Social Security	1,033				
P	Education	20,901	18,661	17,026	89.3	81.5
Q	Human Health and Social Work Activities	58,066	1,356	1,933	2.3	3.3
R	Arts, Entertainment and Recreation	21,138	13,723	15,531	64.9	73.5
S	Other Service Activities	38,736	19,609	19,772	50.6	51.0
W	Unknown Activity	13,600				
Total		1,419,855	210,217	188,985	14.8	13.3

Table 2a. Turnover (in thousand €), from Administrative Sources, for the Total of Enterprises in the Greek Economy (final Statistical Business Register, year 2018), per section of Economic Activity (NACE Rev. 2)

ECONOMIC ACTIVITY		TURNOVER (in thousand €)				RATE OF CHANGE (%)	
Code NACE Rev.2	Description	4 th Quarter 2019	1 st Quarter 2020	4 th Quarter 2020	1 st Quarter 2021	4 th Quarter 2020/2019	1 st Quarter 2021/2020
A	Agriculture, Forestry and Fishing	2,470,504	1,394,500	2,607,280	1,569,069	5.5	12.5
B	Mining and Quarrying	259,537	171,031	234,637	174,449	-9.6	2.0
C	Manufacturing	16,135,548	14,236,592	14,944,345	14,587,601	-7.4	2.5
D	Electricity, Gas, Steam and Air Conditioning Supply	5,141,085	4,467,429	5,169,311	4,852,156	0.5	8.6
E	Water Supply, Sewerage, Waste Management and Remediation Activities	546,451	436,036	555,565	456,630	1.7	4.7
F	Construction	3,284,108	1,730,046	3,277,993	1,701,900	-0.2	-1.6
G	Wholesale and Retail Trade; Repair of Motor Vehicles and Motorcycles	32,829,561	28,293,929	30,455,598	27,372,355	-7.2	-3.3
H	Transportation and Storage	4,092,813	3,321,908	3,269,774	2,672,382	-20.1	-19.6
I	Accommodation and Food Service Activities	2,293,856	1,210,339	1,200,750	558,562	-47.7	-53.9
J	Information and Communication	3,280,394	2,633,288	3,232,598	2,687,828	-1.5	2.1
K	Financial and Insurance Activities	2,510,125	3,683,292	2,489,226	2,264,395	-0.8	-38.5
L	Real Estate Activities	710,709	398,152	514,549	277,875	-27.6	-30.2
M	Professional, Scientific and Technical Activities	3,253,265	1,989,689	3,271,900	2,094,509	0.6	5.3
N	Administrative and Support Service Activities	1,719,296	1,088,979	1,311,185	970,250	-23.7	-10.9
O	Public Administration and Defense; Compulsory Social Security	151,319	88,719	143,970	90,725	-4.9	2.3
P	Education	144,085	81,369	114,177	60,374	-20.8	-25.8
Q	Human Health and Social Work Activities	600,497	502,446	639,413	557,423	6.5	10.9
R	Arts, Entertainment and Recreation	1,486,707	1,104,558	803,336	326,974	-46.0	-70.4
S	Other Service Activities	386,953	255,195	319,877	209,565	-17.3	-17.9
W	Unknown Activity	68,975	70,539	98,399	75,902	42.7	7.6
Total		81,365,788	67,158,036	74,653,883	63,560,924	-8.2	-5.4

Note:
Enterprises with single-entry accounting bookkeeping are obliged to submit data to tax authorities on a quarterly basis, while enterprises with double-entry accounting bookkeeping are obliged to submit data on a monthly basis. Therefore, for the total of enterprises, data are available only on a quarterly basis.

Table 2b. Turnover (in thousand €), from Administrative Sources, for the Total of Enterprises in the Greek Economy (final Statistical Business Register, year 2018), obliged to double-entry accounting bookkeeping, per section of Economic Activity (NACE Rev. 2)

ECONOMIC ACTIVITY		TURNOVER (in thousand €)				RATE OF CHANGE (%)	
Code NACE Rev.2	Description	April 2020	May 2020	April 2021	May 2021	April 2021/2020	May 2021/2020
A	Agriculture, Forestry and Fishing	182,322	161,091	233,123	204,257	27.9	26.8
B	Mining and Quarrying	58,049	53,994	72,537	58,933	25.0	9.1
C	Manufacturing	3,490,639	3,906,138	5,406,140	5,252,217	54.9	34.5
D	Electricity, Gas, Steam and Air Conditioning Supply	1,300,505	1,251,929	(**)	(**)	(**)	(**)
E	Water Supply, Sewerage, Waste Management and Remediation Activities	114,092	129,270	167,226	(**)	46.6	(**)
F	Construction	443,904	430,442	542,498	509,167	22.2	18.3
G	Wholesale and Retail Trade; Repair of Motor Vehicles and Motorcycles	5,815,696	6,707,722	8,591,331	8,105,009	47.7	20.8
H	Transportation and Storage	556,973	657,523	843,479	884,478	51.4	34.5
I	Accommodation and Food Service Activities	50,162	78,175	98,773	206,120	96.9	163.7
J	Information and Communication	721,564	791,152	913,095	910,948	26.5	15.1
K	Financial and Insurance Activities	677,626	614,910	(**)	(**)	(**)	(**)
L	Real Estate Activities	83,809	100,796	108,843	109,143	29.9	8.3
M	Professional, Scientific and Technical Activities	414,209	492,396	567,069	523,116	36.9	6.2
N	Administrative and Support Service Activities	245,523	249,520	317,916	358,521	29.5	43.7
O	Public Administration and Defense; Compulsory Social Security	21,940	22,206	27,043	22,355	23.3	0.7
P	Education	12,512	10,471	19,307	13,443	54.3	28.4
Q	Human Health and Social Work Activities	102,114	136,423	161,887	174,323	58.5	27.8
R	Arts, Entertainment and Recreation ²	26,248	189,083	218,671	399,249	733.1	111.2
S	Other Service Activities ³	27,380	38,292	38,952	37,922	42.3	-1.0
W	Unknown Activity	11,580	14,312	23,345	22,121	101.6	54.6
Total		14,356,847	16,035,845	20,420,801	19,880,632	42.2	24.0

(**) Extraordinary transactions were recorded in the data. Therefore, they are not published as they are not comparable.

² Section Arts, Entertainment and Recreation includes a wide range of activities to meet varied cultural, entertainment and recreational interests of the general public, including live performances, operation of museum sites, gambling, sports and recreation activities.

³ Section Other Service Activities includes the activities of membership organisations, the repair of computers and personal and household goods and a variety of personal service activities not covered elsewhere in the classification.

Table 3a. Turnover (in thousand €) from Administrative Sources for the Total of Enterprises under Suspension of Operation in March 2020, per Economic Activity Class (NACE Rev. 2)

ECONOMIC ACTIVITY		TURNOVER (in thousand €)				RATE OF CHANGE (%)	
Code NACE Rev. 2	Description	4 th Quarter 2019	1 st Quarter 2020	4 th Quarter 2020	1 st Quarter 2021	4 th Quarter 2020/2019	1 st Quarter 2021/2020
47	Retail trade, except of motor vehicles and motorcycles	3,504,260	2,052,695	2,447,223	1,781,849	-30.2	-13.2
55	Accommodation	819,367	224,165	403,353	84,309	-50.8	-62.4
56	Food and beverage service activities	1,351,886	923,927	728,396	422,611	-46.1	-54.3
59	Motion picture, video and television programme production, sound recording and music publishing activities	24,225	16,114	2,785	1,198	-88.5	-92.6
71	Architectural and engineering activities; technical testing and analysis ⁴	31,019	22,891	21,683	27,858	-30.1	21.7
77	Rental and leasing activities	23,205	13,803	17,391	11,684	-25.1	-15.4
82	Office administrative, office support and other business support activities	69,782	56,228	22,589	14,498	-67.6	-74.2
85	Education	138,451	78,396	110,213	57,864	-20.4	-26.2
88	Social work activities without accommodation	13,841	11,541	13,284	11,068	-4.0	-4.1
90	Creative, arts and entertainment activities	58,631	40,326	43,388	23,911	-26.0	-40.7
91	Libraries, archives, museums and other cultural activities	32,132	19,323	29,835	13,847	-7.1	-28.3
92	Gambling and betting activities	1,228,393	906,689	547,375	193,903	-55.4	-78.6
93	Sports activities and amusement and recreation activities	130,566	116,010	151,947	78,052	16.4	-32.7
94	Activities of membership organisations	8,471	4,244	5,208	2,892	-38.5	-31.9
96	Other personal service activities	108,765	67,936	71,692	48,299	-34.1	-28.9
Total		7,542,994	4,554,288	4,616,362	2,773,843	-38.8	-39.1

Note:

Enterprises with single-entry accounting bookkeeping are obliged to submit data to tax authorities on a quarterly basis, while enterprises with double-entry accounting bookkeeping are obliged to submit data on a monthly basis. Therefore, for the total of enterprises, data are available only on a quarterly basis.

⁴ In the division Architectural and engineering activities; technical testing and analysis are classified, among others, the activities related to the periodic road-safety testing of motor vehicles.

Table 3b. Turnover (in thousand €), from Administrative Sources, for Enterprises Under Suspension of Operation in March 2020, obliged to double-entry accounting bookkeeping, per Economic Activity Class (NACE Rev. 2)

ECONOMIC ACTIVITY		TURNOVER (in thousand €)				RATE OF CHANGE (%)	
Code NACE Rev. 2	Description	April 2020	May 2020	April 2021	May 2021	April 2021/2020	May 2021/2020
47	Retail trade, except of motor vehicles and motorcycles	184,531	489,123	538,101	571,202	191.6	16.8
55	Accommodation	16,913	15,139	33,141	100,172	95.9	561.7
56	Food and beverage service activities	27,902	52,885	54,452	94,953	95.2	79.5
59	Motion picture, video and television programme production, sound recording and music publishing activities	151	291	273	501	80.8	72.2
71	Architectural and engineering activities; technical testing and analysis ⁵	311	10,456	7,990	8,406	2,469.1	-19.6
77	Rental and leasing activities	825	1,241	1,506	1,512	82.5	21.8
82	Office administrative, office support and other business support activities	1,788	1,983	4,048	6,589	126.4	232.3
85	Education	12,258	10,089	19,066	13,136	55.5	30.2
88	Social work activities without accommodation	3,351	3,369	4,717	3,185	40.8	-5.5
90	Creative, arts and entertainment activities	4,148	7,642	5,050	10,606	21.7	38.8
91	Libraries, archives, museums and other cultural activities	2,069	2,611	3,060	3,178	47.9	21.7
92	Gambling and betting activities	12,931	165,990	185,024	352,153	1,330.9	112.2
93	Sports activities and amusement and recreation activities	4,805	10,002	20,352	31,659	323.6	216.5
94	Activities of membership organisations	561	104	655	183	16.8	76.0
96	Other personal service activities ⁶	674	3,218	2,933	3,291	335.2	2.3
Total		273,218	774,143	880,368	1,200,726	222.2	55.1

⁵ In the division Architectural and engineering activities; technical testing and analysis are classified, among others, the activities related to the periodic road-safety testing of motor vehicles.

⁶ In the division Other personal service activities are included types of services, such as washing and (dry-) cleaning of textiles and fur products, hairdressing and other beauty treatment, funeral and related activities.

Table 4a: Turnover (in thousand €), from Administrative Sources, for the Total of Enterprises, which belong to activity classes that were Under Suspension of operation for the first time in November 2020

ECONOMIC ACTIVITY		Number of enterprises under suspension of operation for the first time in November 2020	TURNOVER (in thousand €)				RATE OF CHANGE (%)	
Code NACE Rev. 2	Description		4 th Quarter 2019	1 st Quarter 2020	4 th Quarter 2020	1 st Quarter 2021	4 th Quarter 2020/2019	1 st Quarter 2021/2020
79	Travel agency, tour operator and other reservation service and related activities	19	636	255	212	104	-66.7	-59.2
86	Human health activities	820	3,839	3,378	3,459	3,364	-9.9	-0.4

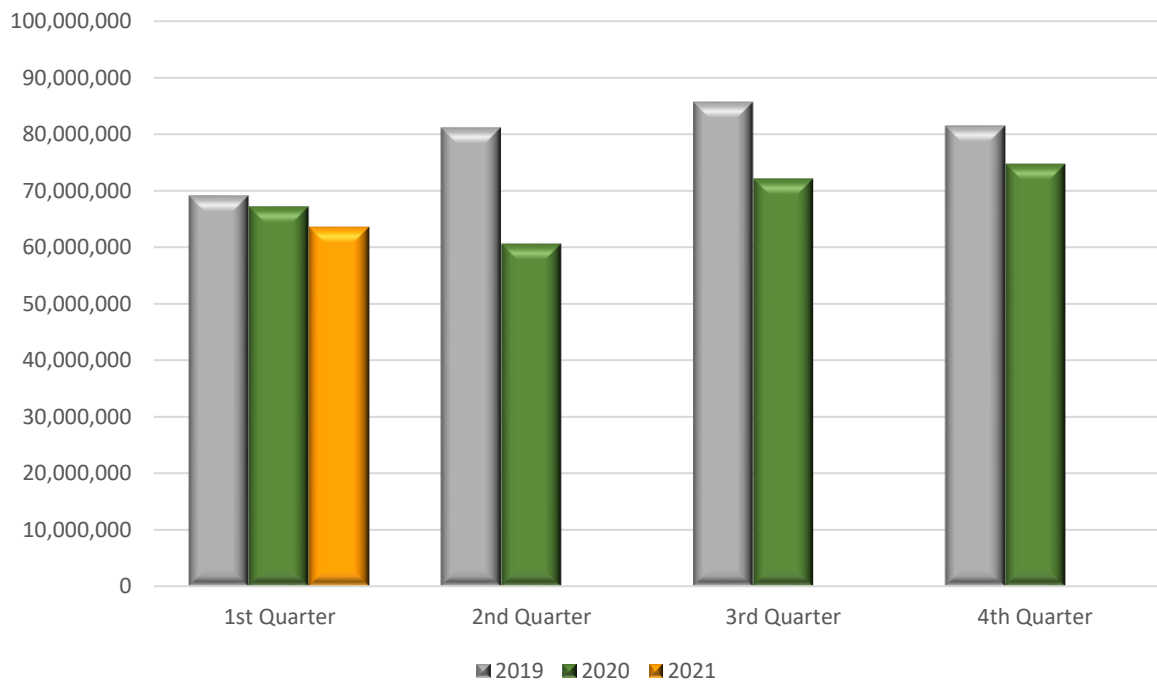
Note:

Enterprises with single-entry accounting bookkeeping are obliged to submit data to tax authorities on a quarterly basis, while enterprises with double-entry accounting bookkeeping are obliged to submit data on a monthly basis. Therefore, for the total of enterprises, data are available only on a quarterly basis.

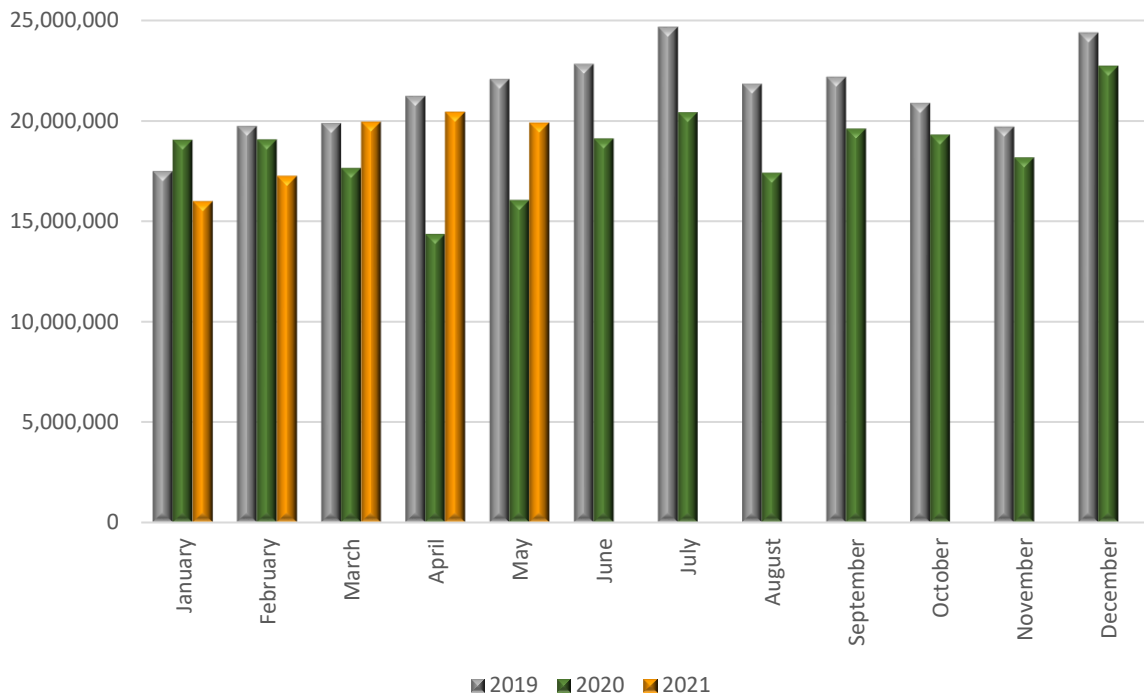
Table 4b: Turnover (in thousand €), from Administrative Sources, for Enterprises obliged to double-entry accounting bookkeeping, which belong to activity classes that were Under Suspension of Operation for the first time in November 2020

ECONOMIC ACTIVITY		TURNOVER (in thousand €)				RATE OF CHANGE (%)	
Code NACE Rev. 2	Description	April 2020	May 2020	April 2021	May 2021	April 2021/2020	May 2021/2020
79	Travel agency, tour operator and other reservation service and related activities	6	26	115	45	1,816.7	73.1
86	Human health activities	234	375	441	512	88.5	36.5

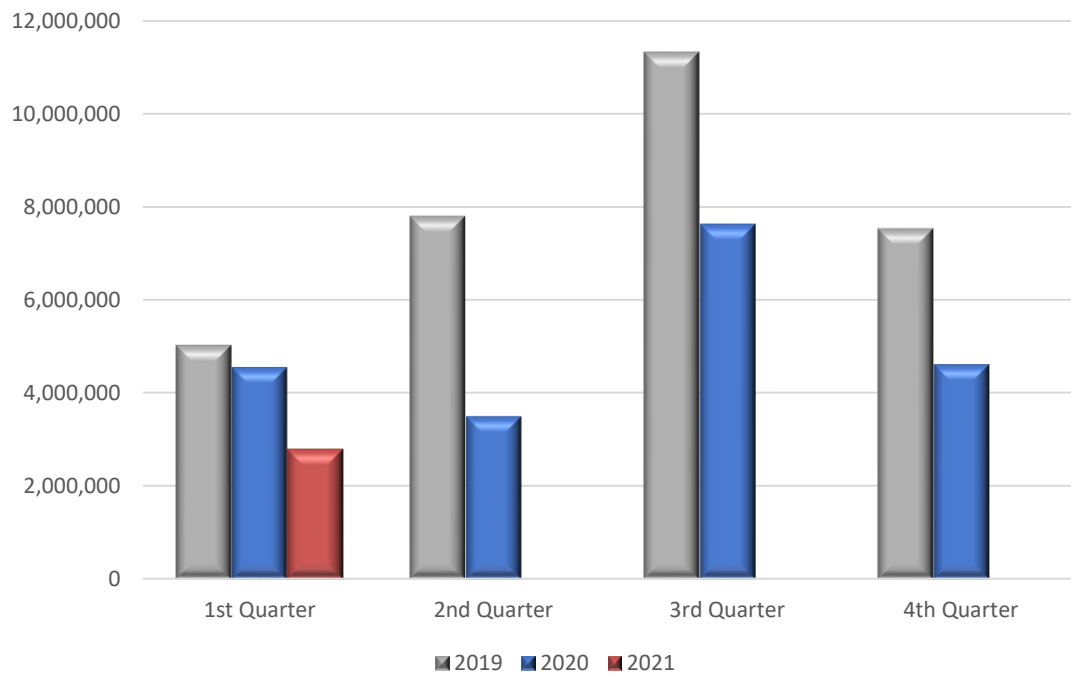
Graph 1. Turnover (in thousand €), for the Total of Enterprises in the Greek Economy



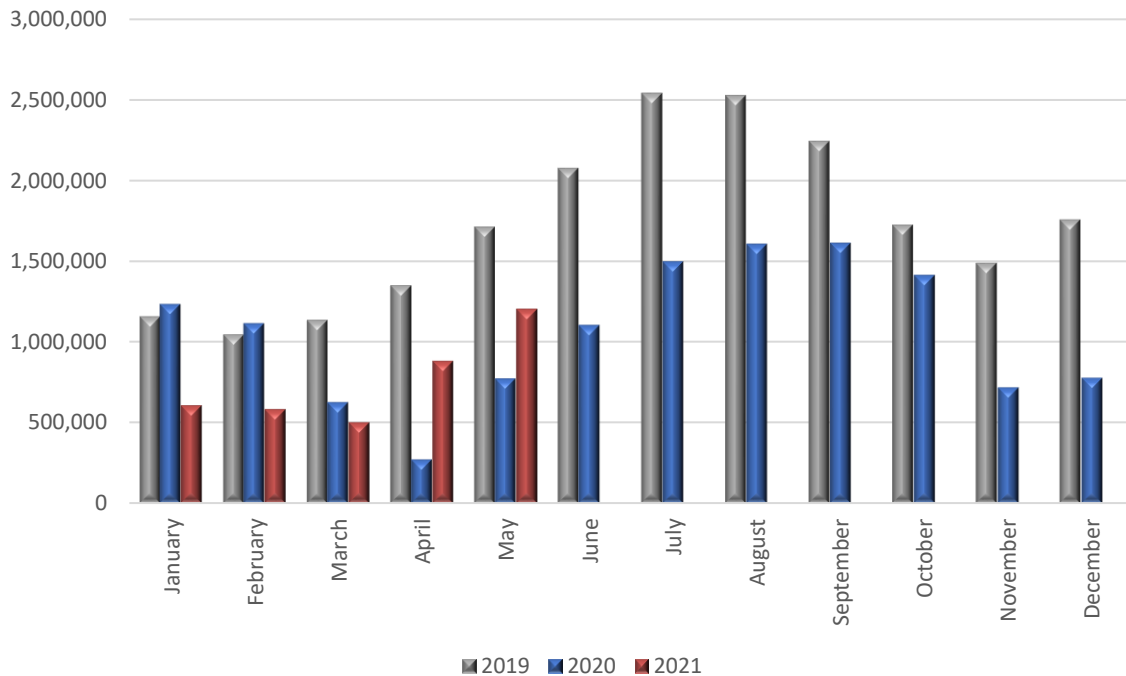
Graph 2. Turnover (in thousand €) only for the Enterprises obliged to double-entry accounting bookkeeping (monthly data submission)



Graph 3. Turnover (in thousand €), for the Total of Enterprises under Suspension of Operation, in March 2020



Graph 4. Turnover (in thousand €) only for the Enterprises under Suspension of Operation in March 2020, obliged to double-entry accounting bookkeeping (monthly data submission)



Generally The present Press Release provides statistical data on enterprises classified in the economic activity classes that were or are under suspension of operation on the basis of state order in March 2020, due to the pandemic of the corona virus disease 2019 (COVID-19), (relevant link from the Ministry of Finance webpage, available only in Greek, [KAD of closed enterprises](#)).

These statistical data have been compiled on the basis of the linking and processing of primary data from the following sources:

- The final Statistical Business Register of ELSTAT, of the reference year 2018.
- Administrative registers of enterprises, of the reference year 2020.
- Administrative transactions files (tax, etc) of the reference years 2019, 2020 and 2021.

In particular, the following primary data have been used per source:

- Active enterprises and the economic activity class from the final Statistical Business Register of the reference year 2018.
- The population of legal units (TIN: Tax Identification Number) classified in KAD (Codes of Activity) with temporary suspension of operation, from administrative registers of enterprises, of year 2020.
- Income data from administrative transactions files of the years 2019, 2020 and 2021.

It has to be noted, that after the process of matching the KAD codes to the classes of the Statistical Classification of Economic Activities (NACE Rev. 2), for which a total (referring to all the underlying activities) or a partial suspension of operation is applied for the enterprises that are classified to them on the basis of state order in March 2020, follows the linking with the data of the final Statistical Business Register of the year 2018, which is the main reference framework for the current Press Release. This linking leads to different results as regards the share of enterprises under suspension of operation per economic activity class NACE Rev.2, (mainly, because there are enterprises that were operating during the whole or part of the year 2018 and they were closed from 2019 onwards).

After the application of the same methodology, the number of enterprises that were under suspension of operation in November 2020, on the basis of state order, has been defined (corresponding links, available only in Greek, [Government Gazette B'/4899/06.11.2020](#) and [List of KAD under suspension of operation](#)).

Statistical classifications For the economic activities, the European statistical classification of economic activities [NACE Rev. 2](#) is used. It is noted that an automatic transition from KAD to codes of NACE Rev. 2 classification was applied on the basis of valid correspondence rules.

Reference Period May 2021.

Statistical unit The statistical unit is the legal unit (distinct TIN numbers).

Comparability The announced statistical data are comparable with the data of the final Statistical Business Register of ELSTAT, of the reference year 2018 (relevant link from the webpage of ELSTAT, where tables and information on the methodology applied are provided [Statistical Business Register](#)).

References Analytical tables are available under ELSTAT's website (www.statistics.gr) at the following link: <https://www.statistics.gr/en/statistics/-/publication/SBR02/>

ANNEX

List of Codes of National Activities (KAD), for which suspension of operation holds, which correspond to part of classes of specific divisions of the Statistical Classification of Economic Activities (NACE Rev. 2)

Statistical Classification of Economic Activities (NACE Rev. 2)		Codes of Activities (KAD) under suspension of operation					
		March 2020			November 2020		
Division	Class	4-digit codes	6-digit, 8-digit codes	Exceptions from 4-digit KAD under suspension of operation	4-digit codes	6-digit, 8-digit codes	Exceptions from 4-digit KAD under suspension of operation
47	4711						
47	4719	4719		47.19.10.01 47.19.10.02	4719		47.19.10.01 47.19.10.02
47	4721						
47	4722						
47	4723						
47	4724						
47	4725						
47	4726						
47	4729						
47	4730						
47	4741	4741			4741		
47	4742	4742			4742		
47	4743	4743			4743		
47	4751	4751			4751		
47	4752	4752			4752		
47	4753	4753			4753		
47	4754	4754			4754		
47	4759	4759			4759		
47	4761	4761			4761		
47	4762		47.62.63			47.62.63	
47	4763	4763			4763		
47	4764	4764			4764		
47	4765	4765			4765		
47	4771	4771			4771		
47	4772	4772			4772		
47	4773						
47	4774						
47	4775	4775		47.75.76.19	4775		47.75.76.19
47	4776	4776		47.76.77.02, 47.76.77.04 47.76.77.05, 47.76.77.06 47.76.77.07, 47.76.77.08 47.76.77.09, 47.76.77.13 47.76.77.14, 47.76.77.15 47.76.77.16, 47.76.77.17 47.76.77.18, 47.76.77.19 47.76.77.20 47.76.78, 47.76.79	4776		47.76.77.02, 47.76.77.04 47.76.77.05, 47.76.77.06 47.76.77.07, 47.76.77.08 47.76.77.09, 47.76.77.13 47.76.77.14, 47.76.77.15 47.76.77.16, 47.76.77.17 47.76.77.18, 47.76.77.19 47.76.77.20 47.76.78, 47.76.79
47	4777	4777			4777		
47	4778	4778		47.78.84, 47.78.85 47.78.87, 47.78.88	4778		47.78.84, 47.78.85 47.78.86.24, 47.78.87 47.78.88
47	4779	4779			4779		
47	4781						
47	4782	4782			4782		
47	4789	4789			4789		
47	4791						
47	4799				4799		47.99.16.01, 47.99.17.01 47.99.21.01, 47.99.24.01 47.99.85

Statistical Classification of Economic Activities (NACE Rev. 2)		Codes of Activities (KAD) under suspension of operation					
		March 2020			November 2020		
Division	Class	4-digit codes	6-digit, 8-digit codes	Exceptions from 4-digit KAD under suspension of operation	4-digit codes	6-digit, 8-digit codes	Exceptions from 4-digit KAD under suspension of operation
55	5510	5510					
55	5520	5520					
55	5530	5530					
55	5590						
56	5610	5610			5610		
56	5621	5621			5621		
56	5629		56.29.20.02 56.29.20.04 56.29.20.05		5629		56.29.20.01
56	5630	5630			5630		
59	5911						
59	5912						
59	5913						
59	5914	5914			5914		
59	5920						
71	7111						
71	7112						
71	7120		71.20.14			71.20.14	
77	7711						
77	7712						
77	7721	7721			7721		
77	7722	7722			7722		
77	7729	7729			7729		
77	7731						
77	7732						
77	7733						
77	7734						
77	7735						
77	7739					77.39.13 77.39.19.03	
77	7740						
79	7911						
79	7912						
79	7990					79.90.32 79.90.39	
82	8211						
82	8219						
82	8220						
82	8230	8230			8230		
82	8291						
82	8292						
82	8299						

Statistical Classification of Economic Activities (NACE Rev. 2)		Codes of Activities (KAD) under suspension of operation					
		March 2020			November 2020		
Division	Class	4-digit codes	6-digit, 8-digit codes	Exceptions from 4-digit KAD under suspension of operation	4-digit codes	6-digit, 8-digit codes	Exceptions from 4-digit KAD under suspension of operation
85	8510	8510			8510		
85	8520	8520					
85	8531	8531					
85	8532	8532					
85	8541	8541					
85	8542	8542					
85	8551	8551			8551		85.51.10.06
85	8552	8552			8552		
85	8553	8553			8553		
85	8559	8559			8559		
85	8560	8560					
86	8610						
86	8621						
86	8622						
86	8623						
86	8690					86.90.19.10	
88	8810	8810				88.10.11 88.10.12	
88	8891	8891				88.91.1	88.91.12, 88.91.13.03
88	8899						
90	9001				9001		
90	9002	9002			9002		
90	9003					90.03.11.04 90.03.11.07 90.03.11.17 90.03.11.18	
90	9004	9004			9004		
91	9101	9101			9101		
91	9102	9102			9102		
91	9103	9103			9103		
91	9104	9104			9104		
92	9200	9200		92.00.14, 92.00.21	9200		92.00.14, 92.00.21
93	9311	9311			9311		
93	9312	9312			9312		
93	9313	9313			9313		
93	9319	9319			9319		93.19.13.03
93	9321	9321			9321		
93	9329	9329			9329		
94	9411						
94	9412						
94	9420						
94	9491						
94	9492						
94	9499		94.99.16.01 94.99.16.02			94.99.16	
96	9601						
96	9602	9602			9602		
96	9603						
96	9604	9604			9604		
96	9609		96.09.19.06 96.09.19.08 96.09.19.09 96.09.19.12 96.09.19.16 96.09.19.17			96.09.19.06 96.09.19.08 96.09.19.09 96.09.19.12 96.09.19.16 96.09.19.17	