



## **PRESS RELEASE**

### **ISSUING OF MOTOR VEHICLE LICENSES: JULY 2020**

The Hellenic Statistical Authority announces that in July 2020, 19,054 road motor cars (both new and used from abroad) were put into circulation for the first time, recording a 14.0% decrease compared with the corresponding month of 2019 when the number of road motor cars was 22,163. In July 2019, a 25.3% increase had been observed in comparison with the corresponding month of 2018 (Table 1, Graphs 1,2,3,5). A total number of 10,293 new cars were put into circulation in July 2020 compared with 12,450 in July 2019, recording a 17.3% decrease.

The new motorcycles over 50cc (both new and used from abroad) that were put into circulation for the first time in July 2020 amounted to 5,724, against 6,079 in 2019, thus recording a 5.8% decrease. In July 2019, a 20.3% increase had been observed in comparison with the corresponding month of 2018 (Table 1, Graph 4). Out of the above motorcycles 5,341 were new, while the corresponding figure in July 2019 was 5,658, recording a 5.6% decrease.

During the period January - July 2020, 98,392 road motor cars (both new and used from abroad) were put into circulation for the first time, representing a decrease of 30.1% compared to the corresponding period of 2019 when the number of road motor cars was 140,688. During the period January - July 2019 an increase of 11.1% had been observed in comparison with the corresponding period of 2018 (Table 3, Graphs 6,7). Out of the above number of road motor cars that were put into circulation, from January to July 2020, 49,748 were new, while the corresponding number during the respective period of 2019 was 82,456, recording a decrease of 39.7%.

During the period January - July 2020 the circulation of new motorcycles over 50cc (both new and used from abroad) amounted to 22,779 against 26,991 in 2019, thus representing a 15.6% decrease. An increase of 11.1% had been observed during the period January - July 2019 in comparison with the corresponding period of 2018 (Table 3, Graphs 6,7). A total number of 20,893 new motorcycles were put into circulation, from January to July 2020, compared with 24,617 during the corresponding period of 2019, recording a 15.1% decrease.

*Information on methodological issues:*

*Sectoral Statistics Division*

*Transport Statistics Section*

Pota Tzortzi, Konstantinos Menexes

Tel: +30 213 135 2187, +30 213 135 3055

Fax: +30 213 135 2757

e-mail: p.tzortzi@statistics.gr, k.menexes@statistics.gr

*Information for data provision:*

Tel: +30 213 135 2022

e-mail: data.dissem@statistics.gr

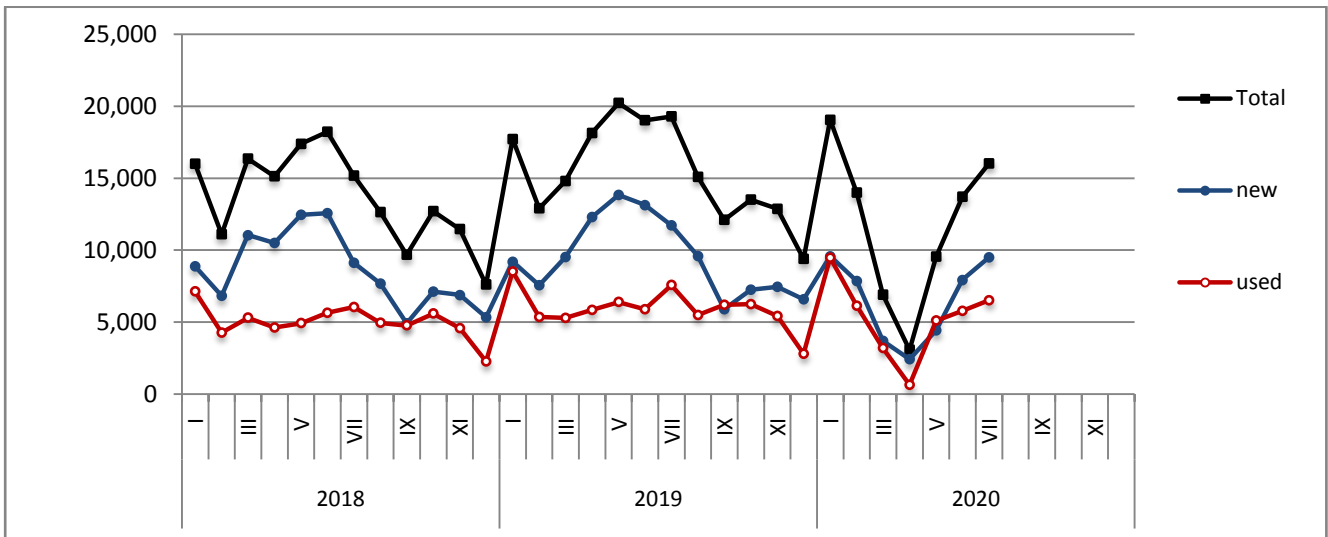
Table 1. Road motor vehicles, both new and used, put into circulation for the first time in Greece: July 2018 - 2020

Category of Road Motor Vehicles	July									Change (%)					
	2018			2019			2020			2019/2018			2020/2019		
	Total	New	Used	Total	New	Used	Total	New	Used	Total	New	Used	Total	New	Used
Greece, total															
Road Motor Vehicles,total	22,739	14,433	8,306	28,242	18,108	10,134	24,778	15,634	9,144	24.2%	25.5%	22.0%	-12.3%	-13.7%	-9.8%
1. Road motor cars	17,685	9,804	7,881	22,163	12,450	9,713	19,054	10,293	8,761	25.3%	27.0%	23.2%	-14.0%	-17.3%	-9.8%
Passenger Cars	15,179	9,119	6,060	19,294	11,715	7,579	16,024	9,503	6,521	27.1%	28.5%	25.1%	-16.9%	-18.9%	-14.0%
Buses	116	22	94	135	8	127	105	42	63	16.4%	-63.6%	35.1%	-22.2%	425.0%	-50.4%
Lorries	2,390	663	1,727	2,734	727	2,007	2,925	748	2,177	14.4%	9.7%	16.2%	7.0%	2.9%	8.5%
2. Motorcycles > 50 cc	5,054	4,629	425	6,079	5,658	421	5,724	5,341	383	20.3%	22.2%	-0.9%	-5.8%	-5.6%	-9.0%
Prefecture of Attica															
Road Motor Vehicles,total	10,637	7,856	2,781	13,466	10,008	3,458	12,017	9,086	2,931	26.6%	27.4%	24.3%	-10.8%	-9.2%	-15.2%
1. Road motor cars	8,850	6,143	2,707	11,222	7,836	3,386	9,496	6,629	2,867	26.8%	27.6%	25.1%	-15.4%	-15.4%	-15.3%
Passenger Cars	8,125	5,801	2,324	10,326	7,467	2,859	8,553	6,221	2,332	27.1%	28.7%	23.0%	-17.2%	-16.7%	-18.4%
Buses	47	9	38	50	5	45	38	13	25	6.4%	-44.4%	18.4%	-24.0%	160.0%	-44.4%
Lorries	678	333	345	846	364	482	905	395	510	24.8%	9.3%	39.7%	7.0%	8.5%	5.8%
2. Motorcycles > 50 cc	1,787	1,713	74	2,244	2,172	72	2,521	2,457	64	25.6%	26.8%	-2.7%	12.3%	13.1%	-11.1%

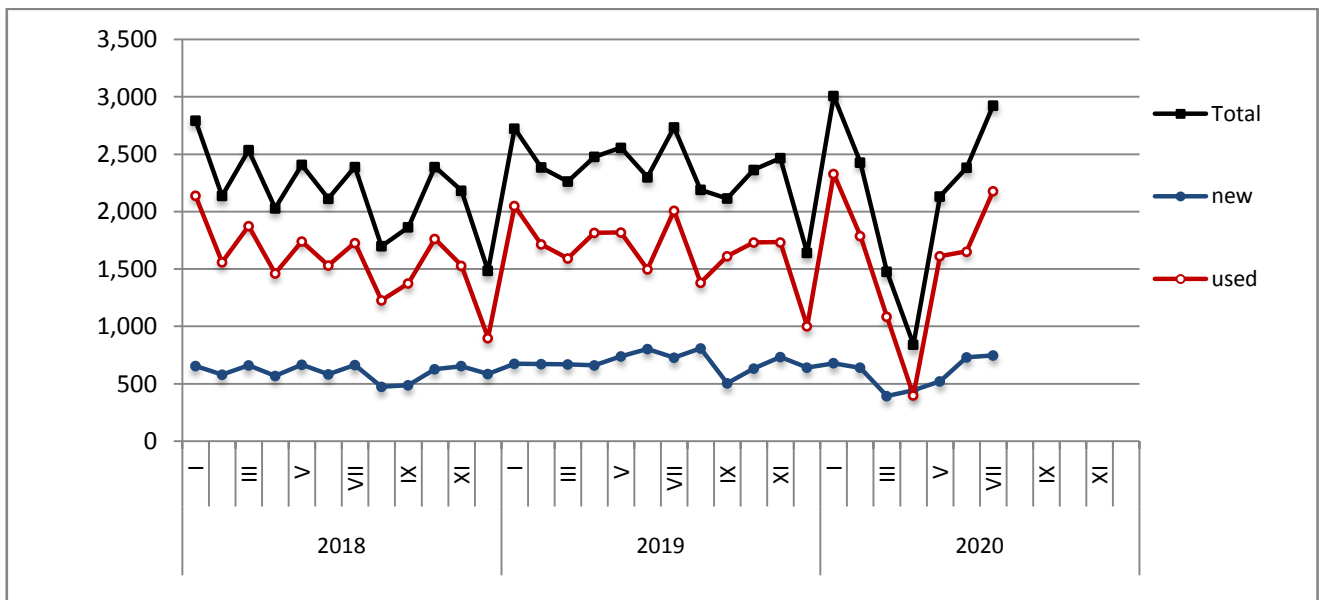
Table 2. Road motor vehicles, both new and used, put into circulation for the first time in Greece: August 2018 - July 2020

Category of Road Motor Vehicles	Average Aug. 2018 - Jul. 2019			Average Aug. 2019 - Jul. 2020			Change (%)		
							Average Aug. 2019 - Jul. 2020 / Average Aug. 2018 - Jul. 2019		
	Total	New	Used	Total	New	Used	Total	New	Used
Greece, total									
Road Motor Vehicles,total	20,366	12,772	7,594	17,516	10,360	7,156	-14.0%	-18.9%	-5.8%
1. Road motor cars	17,074	9,776	7,298	14,387	7,494	6,893	-15.7%	-23.3%	-5.5%
Passenger Cars	14,688	9,097	5,591	12,108	6,849	5,259	-17.6%	-24.7%	-5.9%
Buses	131	31	100	114	21	93	-13.0%	-32.3%	-7.0%
Lorries	2,255	648	1,607	2,165	624	1,541	-4.0%	-3.7%	-4.1%
2. Motorcycles > 50 cc	3,292	2,996	296	3,129	2,866	263	-5.0%	-4.3%	-11.1%

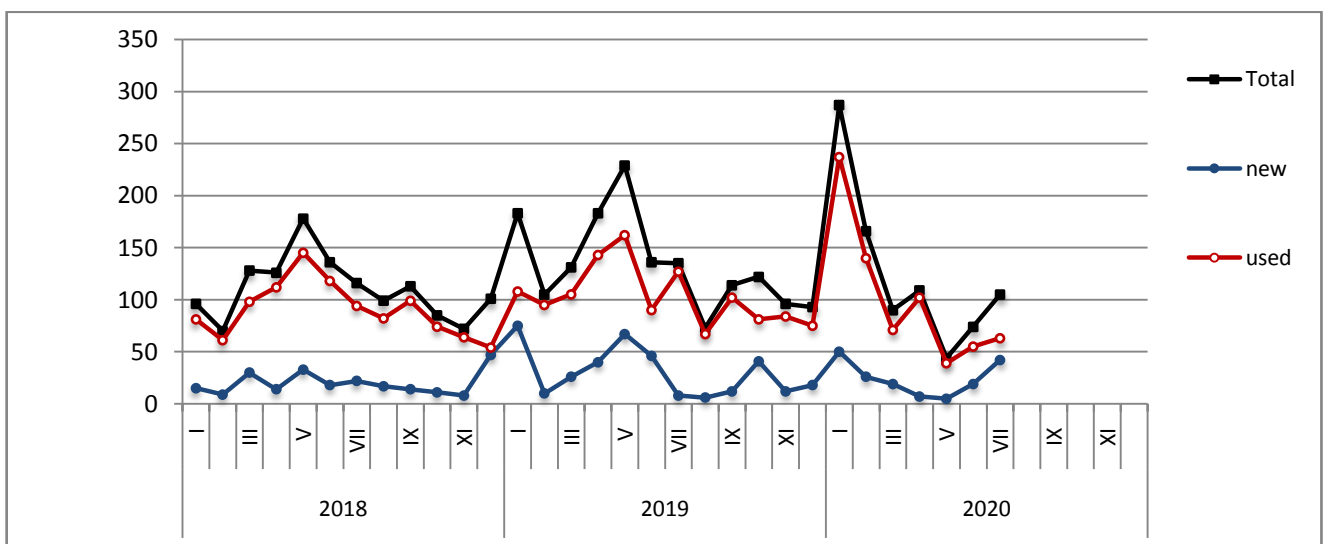
**Graph 1: Passenger Cars (January 2018 – July 2020)**



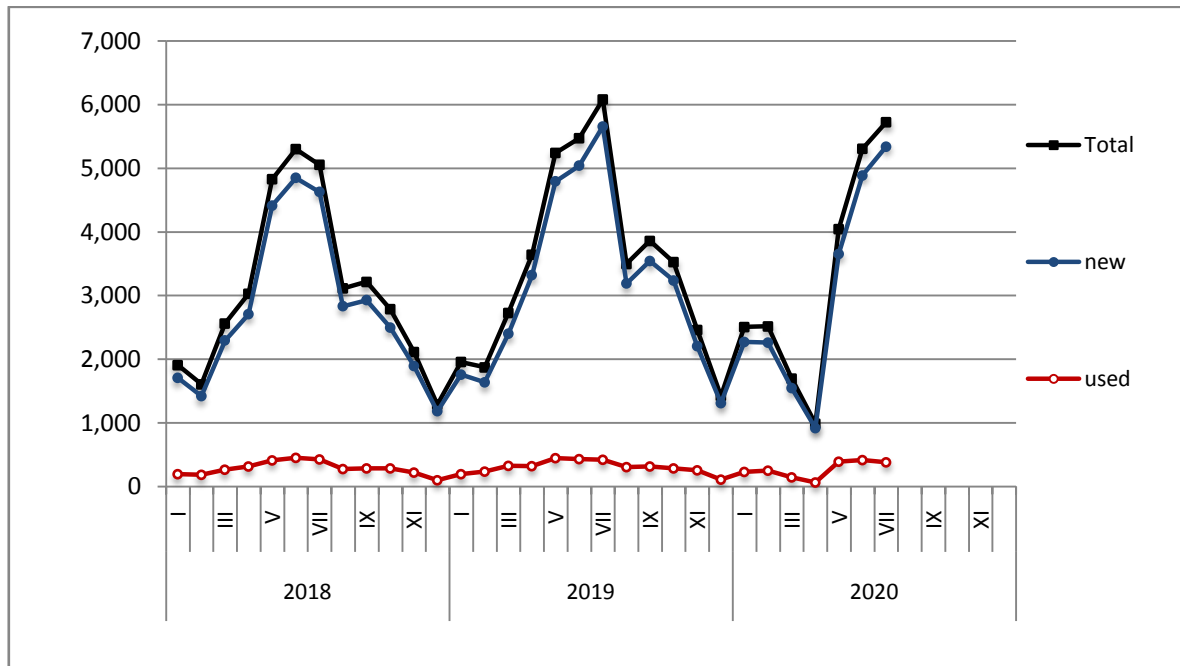
**Graph 2: Lorries ( January 2018 - July 2020)**



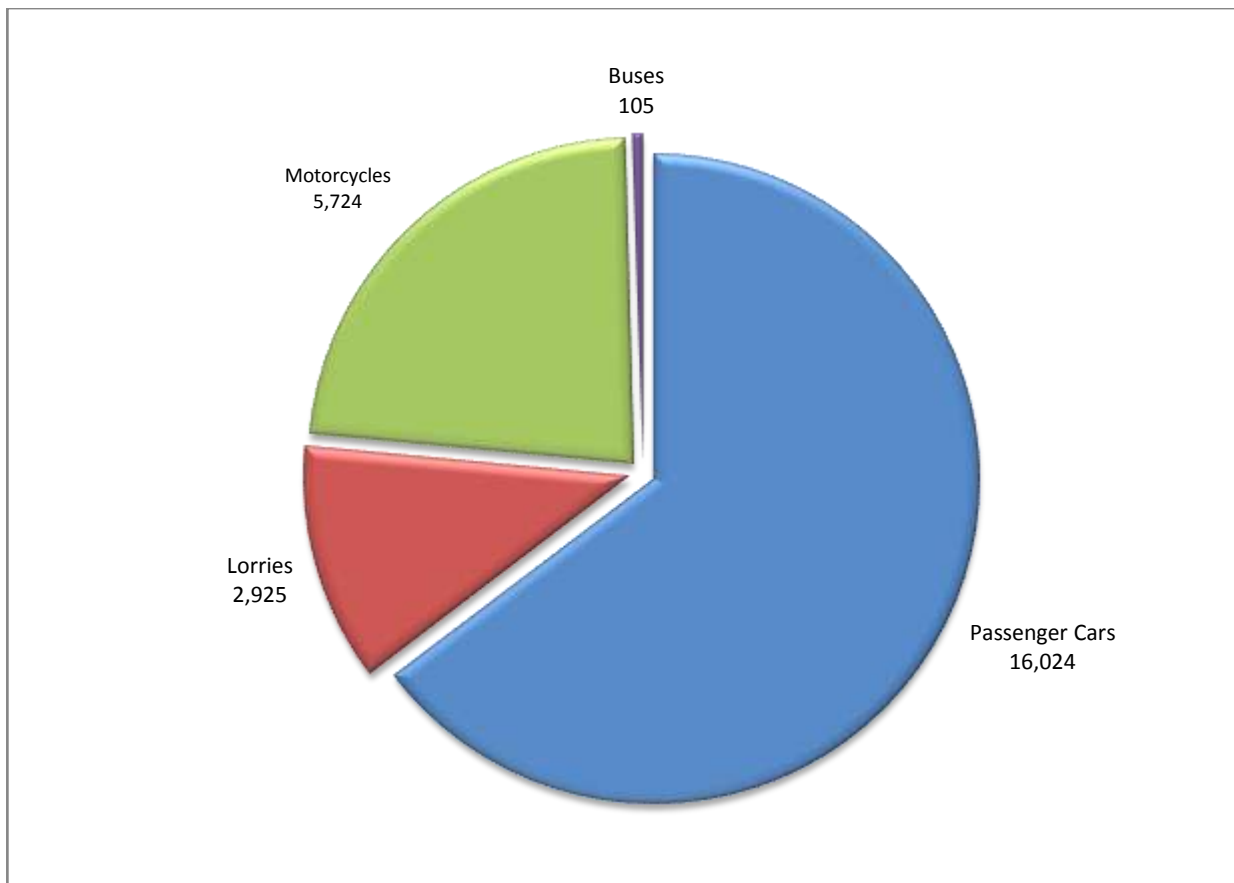
**Graph 3: Buses (January 2018 – July 2020)**



**Graph 4: Motorcycles (January 2018 – July 2020)**



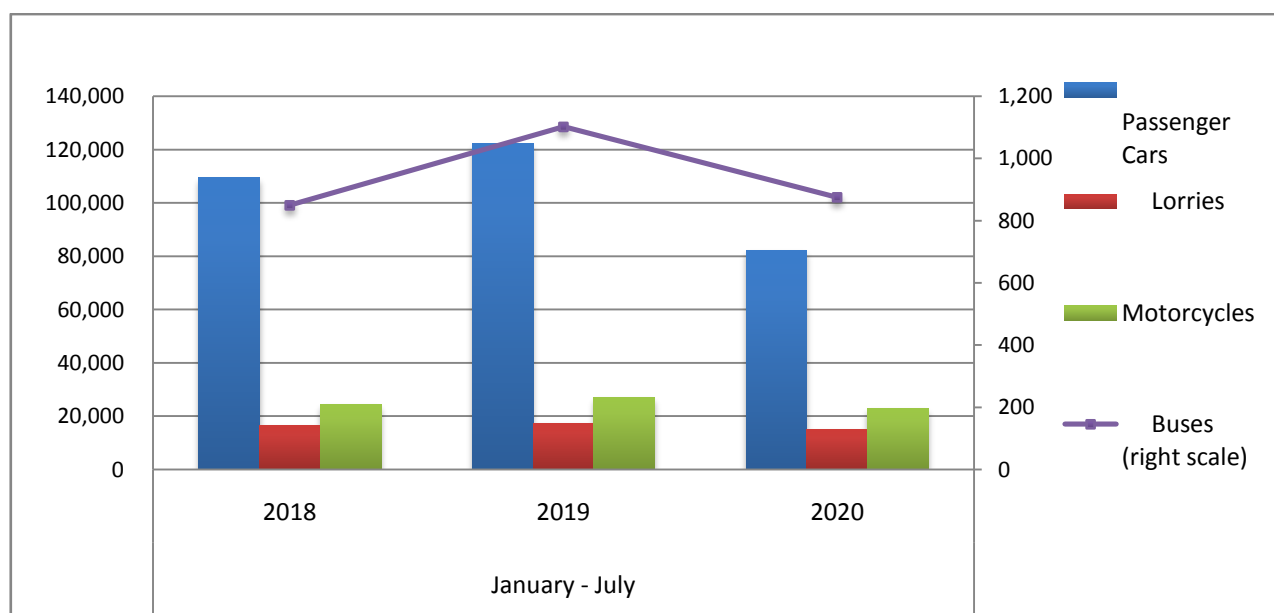
**Graph 5: New Registrations of Motor Vehicles (July 2020)**



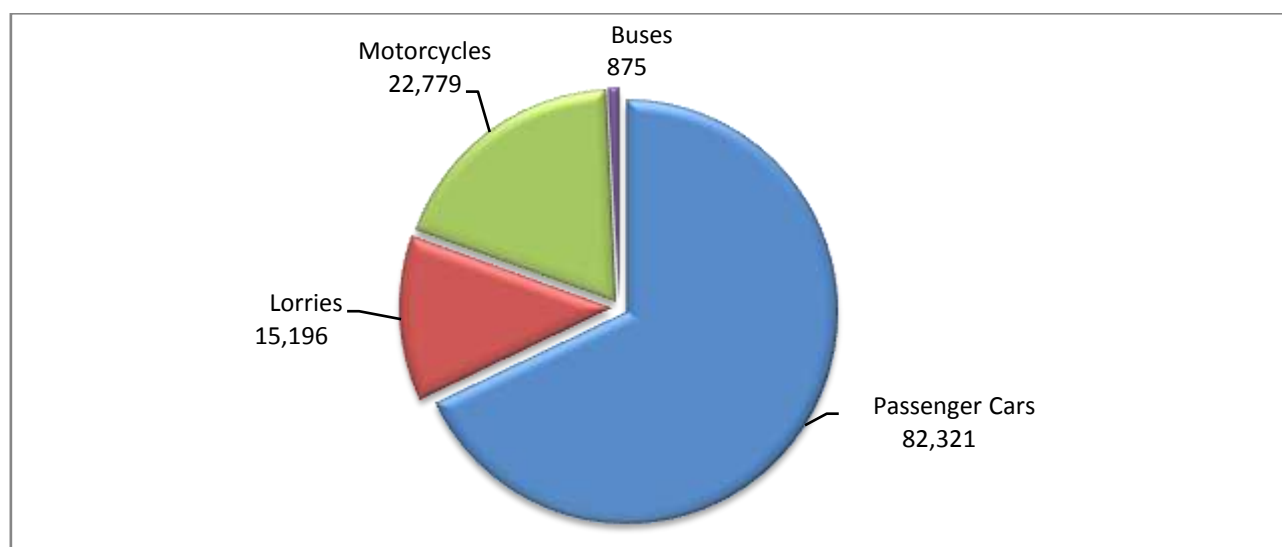
**Table 3. Road motor vehicles, both new and used, put into circulation for the first time in Greece: January - July, years 2018 till 2020**

Category of Road Motor Vehicles	January - July									Change (%)					
	2018			2019			2020			2019/2018			2020/2019		
	Total	New	Used	Total	New	Used	Total	New	Used	Total	New	Used	Total	New	Used
<b>Greece, total</b>															
Road Motor Vehicles, total	150,931	97,945	52,986	167,679	107,073	60,606	121,171	70,641	50,530	11.1%	9.3%	14.4%	-27.7%	-34.0%	-16.6%
1. Road motor cars	126,642	75,912	50,730	140,688	82,456	58,232	98,392	49,748	48,644	11.1%	8.6%	14.8%	-30.1%	-39.7%	-16.5%
Passenger Cars	109,384	71,391	37,993	122,144	77,236	44,908	82,321	45,424	36,897	11.7%	8.2%	18.2%	-32.6%	-41.2%	-17.8%
Buses	850	141	709	1,102	272	830	875	168	707	29.6%	92.9%	17.1%	-20.6%	-38.2%	-14.8%
Lorries	16,408	4,380	12,028	17,442	4,948	12,494	15,196	4,156	11,040	6.3%	13.0%	3.9%	-12.9%	-16.0%	-11.6%
2. Motorcycles > 50 cc	24,289	22,033	2,256	26,991	24,617	2,374	22,779	20,893	1,886	11.1%	11.7%	5.2%	-15.6%	-15.1%	-20.6%
<b>Prefecture of Attica</b>															
Road Motor Vehicles, total	77,094	60,007	17,087	84,874	65,461	19,413	59,043	42,729	16,314	10.1%	9.1%	13.6%	-30.4%	-34.7%	-16.0%
1. Road motor cars	67,104	50,396	16,708	73,151	54,223	18,928	47,982	32,117	15,865	9.0%	7.6%	13.3%	-34.4%	-40.8%	-16.2%
Passenger Cars	62,060	48,090	13,970	67,577	51,643	15,934	42,811	29,702	13,109	8.9%	7.4%	14.1%	-36.6%	-42.5%	-17.7%
Buses	329	64	265	381	122	259	280	71	209	15.8%	90.6%	-2.3%	-26.5%	-41.8%	-19.3%
Lorries	4,715	2,242	2,473	5,193	2,458	2,735	4,891	2,344	2,547	10.1%	9.6%	10.6%	-5.8%	-4.6%	-6.9%
2. Motorcycles > 50 cc	9,990	9,611	379	11,723	11,238	485	11,061	10,612	449	17.3%	16.9%	28.0%	-5.6%	-5.6%	-7.4%

**Graph 6. New Motor Vehicles Circulation Licenses: January – July, years 2018 till 2020**



**Graph 7. New Registrations of Motor Vehicles: January - July 2020**



**Table 4**  
**Sales of new and used passenger cars by make: July 2020 and January - July 2020**

Make	Passenger cars			
	July		January - July	
	new	used	new	used
ALFA LANCIA	-	-	-	1
ALFA ROMEO	52	61	131	385
ALPINA	-	-	1	-
ASTON MARTIN	-	1	-	3
AUDI	326	50	1,669	241
AUSTIN	-	-	-	1
BENTLEY	-	-	3	3
BMW	346	72	1,860	430
BMW, MINI	-	-	-	1
BOLLORE	-	1	-	1
CADILLAC	-	1	-	3
CHEVROLET	-	93	2	550
CHEVROLET, BUICK, PONTIAC, SUZUKI, DAEWOO, HOLTEN, GMC	-	1	-	2
CHRYSLER	-	-	-	1
CITROEN	241	226	1,342	1,357
CITROEN / DS	178	-	825	4
DACIA	159	46	796	229
DAIHATSU	-	55	-	341
DETHLEFFS	-	6	-	25
DFM	-	-	1	-
DODGE	-	-	-	4
DR MOTOR	-	1	-	3
DS	28	-	167	2
FERRARI	-	2	-	12
FIAT	287	484	1,407	2,732
FORD	296	498	1,367	2,767
FORD WERKE AG/A.RIMOR S.p.A.	-	-	-	1
GREAT WALL MOTO	-	-	-	2
HONDA	41	132	223	761
HYMER	-	-	-	1
HYUNDAI	701	373	3,249	1,917
IMPREZA	-	-	-	1
INFINITI	-	-	-	1
ISUZU	-	-	-	1
JAGUAR	9	9	37	24
JEEP	123	6	444	52
KIA	457	145	1,476	652
LADA	-	-	-	6
LAMBORGHINI	-	1	-	2
LANCIA	-	41	-	220
LAND ROVER	31	45	147	141
LEXUS	7	4	60	18
LINCOLN CONTINENTAL	-	-	-	1
LOTUS	-	-	-	1
MASERATI	-	3	-	5
MATRA	-	1	-	1
MAZDA	25	40	93	303

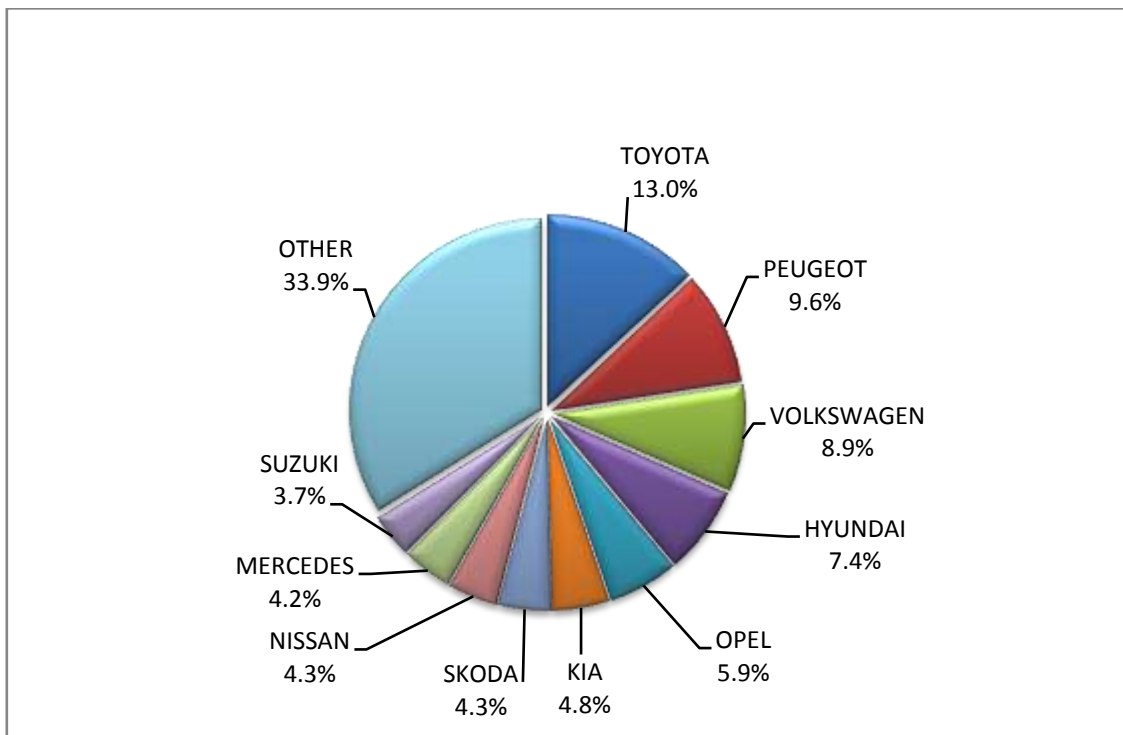
**Table 4 (cont)**  
**Sales of new and used passenger cars by make: July 2020 and January - July 2020**

Make	Passenger cars			
	July		January - July	
	new	used	new	used
MERCEDES	398	191	1,791	1,087
MERCEDES <sup>1</sup>	-	-	4	-
MG	-	-	-	1
MINI	215	40	826	220
MITSUBISHI	68	96	270	585
MPM MOTORS	-	-	-	1
NISSAN	404	376	2,470	2,178
NISSAN <sup>1</sup>	-	-	1	-
OPEL	564	673	2,719	3,959
PEUGEOT	909	203	4,312	1,162
PEUGEOT <sup>2</sup>	-	-	1	-
PEUGEOT, CITROEN	-	-	5	-
PIAGGIO	-	-	-	1
PIPER	-	-	-	1
PONTIAC	-	-	-	1
PORSCHE	16	51	64	142
PSA AUTOMOBILES	3	-	24	-
RANGE ROVER	-	1	3	2
RENAULT	273	292	1,282	1,652
RIMOR, XGO, BLUCAMP, KENTUCKY CAMP, AHORN	-	-	1	-
ROLLS ROYCE	-	1	-	3
SAAB	-	-	-	2
SEA / MOBILVETT	-	1	-	14
SEA S.P.A	-	-	-	1
SEAT	293	74	993	345
SKODA	411	124	1,711	649
SMART	3	204	11	1,283
SSANGYONG	-	-	-	1
SUBARU	6	7	22	38
SUZUKI	354	254	2,084	1,342
TALBOT	-	-	-	1
TATA	-	-	-	2
TESLA MOTORS	2	2	4	7
TOYOTA	1,237	1,246	6,594	7,374
TRIUMPH	-	-	-	1
TUSCAN	-	-	-	1
VINDICATOR	-	-	-	1
VOLKSWAGEN	850	272	4,127	1,568
VOLVO	190	15	805	63
<b>TOTAL</b>	<b>9,503</b>	<b>6,521</b>	<b>45,424</b>	<b>36,897</b>

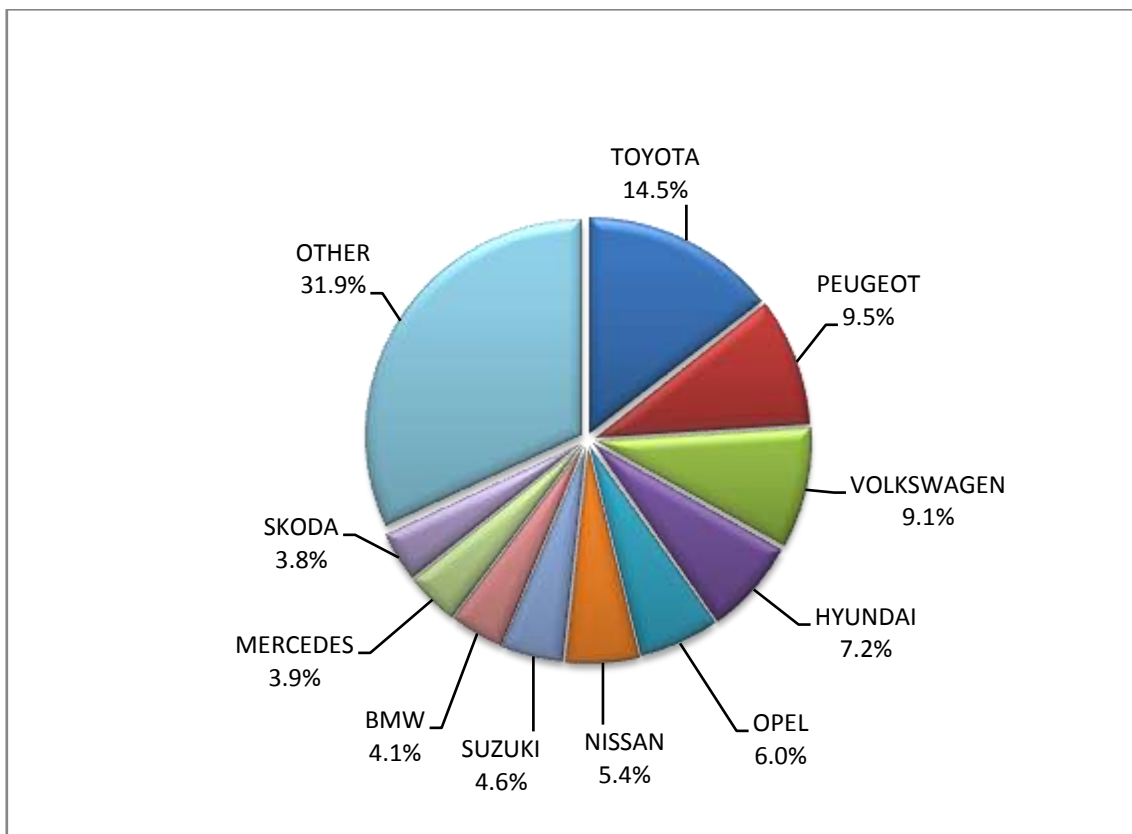
**1 : With 2nd/3rd stage manufacturer in Greece.**

**2 : With 2nd/3rd stage manufacturer abroad.**

**Graph 8. Sales of new passenger cars by make (July 2020)**



**Graph 9. Sales of new passenger cars by make (January - July 2020)**



**Table 5**  
**Sales of new and used lorries by make: July 2020 and January - July 2020**

Make	Lorries			
	July		January - July	
	new	used	new	used
ASTRA	-	-	-	1
AUTO UNION	-	-	-	1
BMW	-	-	-	2
BREMACK	-	1	-	1
CHEVROLET	-	1	-	4
CHRYSLER	-	-	-	1
CITROEN	92	58	342	316
DACIA	10	7	143	28
DAF	-	64	6	204
DAF <sup>1</sup>	2	-	25	-
DODGE	-	2	-	6
FCA US LLC	-	-	-	2
FIAT	71	240	529	1,275
FIAT-IVECO	-	5	-	26
FORD	153	238	707	1,277
FORD <sup>1</sup>	13	1	29	2
GOUPIL, MEGA, POLARIS, GEM	-	-	1	-
GREAT WALL MOTOR	-	-	-	2
HYUNDAI	-	9	-	37
ISUZU	1	35	37	173
ISUZU <sup>1</sup>	-	-	1	-
IVECO	2	30	10	191
IVECO <sup>1</sup>	20	1	67	3
IVECO MAGIRUS	-	5	-	15
JEEP	-	-	-	1
KIA	-	2	-	14
LAND ROVER	-	2	-	13
LIAZ	-	-	-	1
MAGIRUS	-	-	-	1
MAN	-	97	17	434
MAN <sup>1</sup>	6	-	34	1
MAXUS , LDV	-	-	1	-
MAZDA	1	34	2	166
MERCEDES	39	518	205	2,395
MERCEDES <sup>1</sup>	31	1	138	3
MITSUBISHI	27	73	143	373
MITSUBISHI <sup>1</sup>	4	-	51	1
MITSUBISHI <sup>2</sup>	-	-	2	-
MULTICAR	-	-	1	-
NISSAN	59	116	303	646
NISSAN <sup>1</sup>	2	-	2	-
OAF	-	1	-	1
OPEL	8	83	72	447
PEUGEOT	58	49	450	333

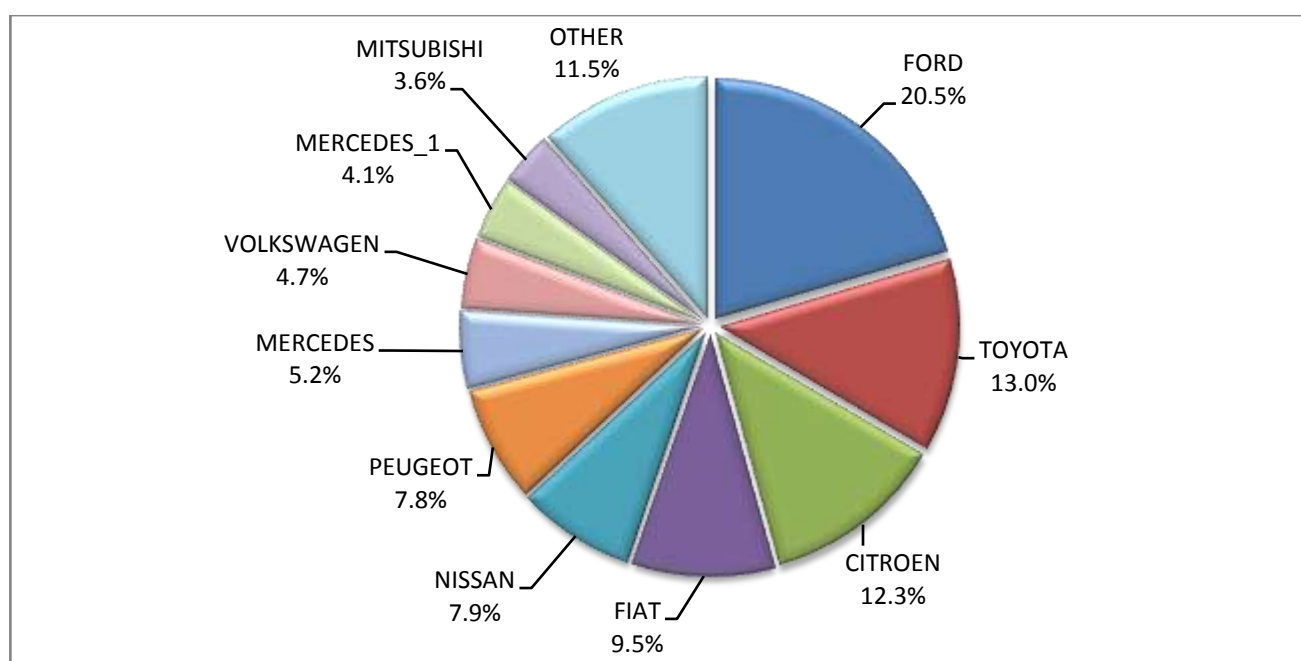
**Table 5 (cont)**  
**Sales of new and used lorries by make: July 2020 and January - July 2020**

Make	Lorries			
	July		January - July	
	new	used	new	used
PEUGEOT <sup>1</sup>	-	-	1	-
PFAU	-	-	-	5
PIAGGIO	2	3	41	23
PIAGGIO TOUMBAS D. & Co L.P.	-	-	1	-
RAUSCH GMBH	-	-	-	1
RENAULT	2	92	11	566
ROSSI OLEODINAMICA S.R.L.	-	-	1	-
SCANIA	1	84	7	369
SCANIA <sup>1</sup>	2	-	6	1
SCHMITZ CARGOBULL	-	-	-	1
SEAT	-	1	-	10
SKODA	-	4	-	21
SSANGYONG	-	-	-	3
SUZUKI	-	1	-	1
TATA	-	3	-	6
TOYOTA	97	74	536	358
VOLKSWAGEN	35	100	201	582
VOLKSWAGEN <sup>1</sup>	1	-	4	-
VOLVO	8	142	27	695
VOLVO <sup>1</sup>	1	-	2	1
<b>TOTAL</b>	<b>748</b>	<b>2,177</b>	<b>4,156</b>	<b>11,040</b>

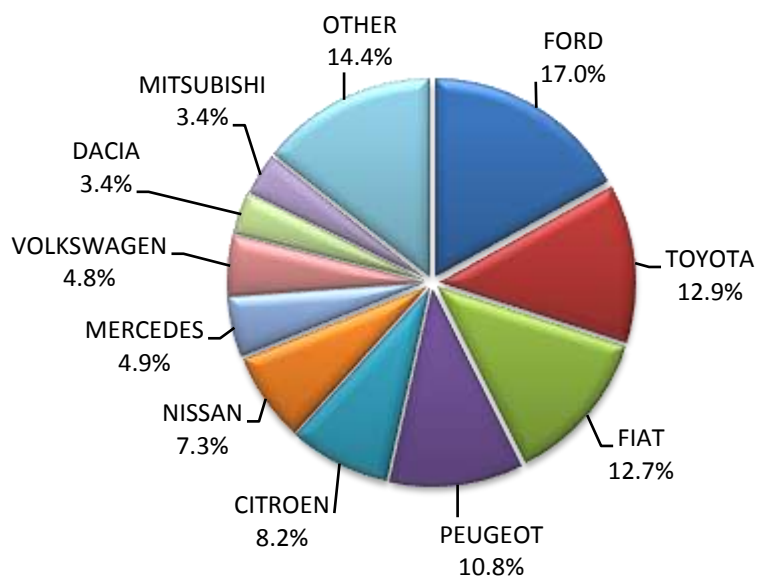
**1 : With 2nd/3rd stage manufacturer in Greece.**

**2 : With 2nd/3rd stage manufacturer abroad.**

**Graph 10. Sales of new lorries by make (July 2020)**



**Graph 11. Sales of new lorries by make (January - July 2020)**



**Table 6**  
**Sales of new and used buses by make: July 2020 and January - July 2020**

Make	Buses			
	July		January - July	
	new	used	new	used
BMW <sup>2</sup>	-	-	1	-
BOVA	-	4	-	59
DAF	-	-	-	2
EVOBUS	-	1	-	13
FIAT	-	-	-	2
FIAT <sup>2</sup>	-	-	3	-
FIAT IVECO	-	-	-	1
FORD	1	-	6	9
IRISBUS	-	2	-	3
IRIZAR	1	-	4	-
ISUZU	1	-	1	1
IVECO	-	-	2	10
MAN	3	2	19	72
MAN/NEOPLAN	-	-	3	9
MERCEDES	4	39	10	403
MERCEDES <sup>1</sup>	16	-	65	2
MERCEDES <sup>2</sup>	12	-	27	3
NEOPLAN	1	1	8	21

**Table 6 (cont)**  
**Sales of new and used buses by make: July 2020 and January - July 2020**

Make	Buses			
	July		January - July	
	new	used	new	used
OTOKAR	-	-	1	2
PEUGEOT	-	-	-	2
RENAULT	-	-	-	1
SCANIA	-	2	-	10
SCANIA <sup>2</sup>	1	-	2	2
SETRA	-	6	7	34
TECNOBUS S.P.A.	-	-	2	-
TEMSA	2	4	6	21
UNVI	-	-	1	-
VAN HOOL	-	-	-	4
VOLKSWAGEN	-	-	-	8
VOLKSWAGEN <sup>1</sup>	-	1	-	1
VOLVO	-	1	-	7
XIAMEN KING LONG	-	-	-	5
<b>TOTAL</b>	<b>42</b>	<b>63</b>	<b>168</b>	<b>707</b>

**1 : With 2nd/3rd stage manufacturer in Greece.**

**2 : With 2nd/3rd stage manufacturer abroad.**

**Graph 12. Sales of new buses by make (January - July 2020)**

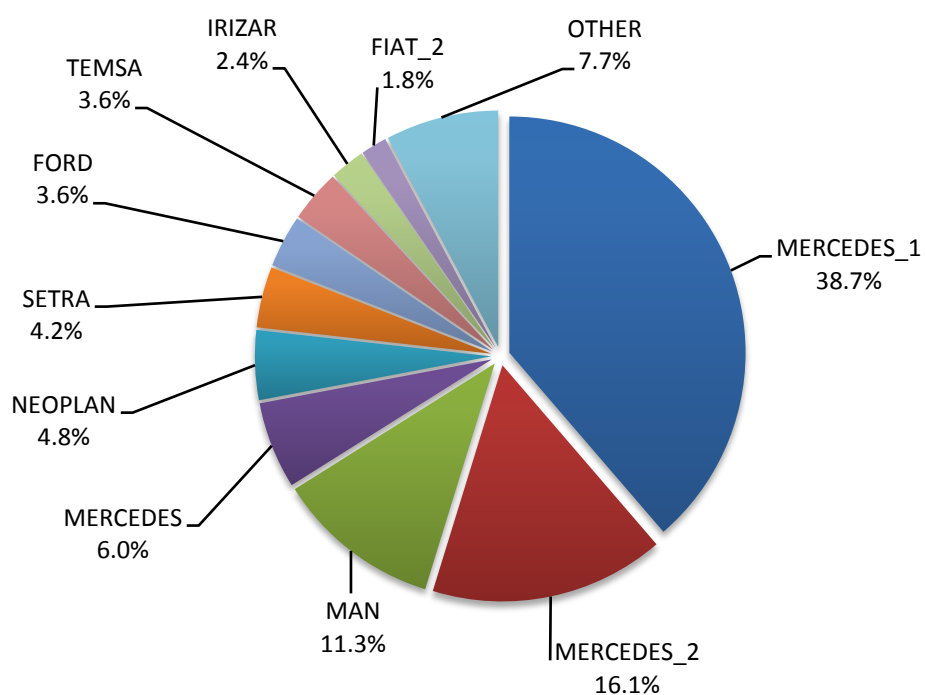


Table 7

## Sales of new and used motorcycles by make or manufacturer: July 2020 and January - July 2020

Make	Motorcycles			
	July		January - July	
	new	used	new	used
ADIVA	-	-	-	2
AGUSTA MV	-	-	-	1
APRILIA	6	6	19	37
APRILIA, DERBI , GILERA di Piaggio & C. S.p.A.	-	-	1	-
AYO, HAOJIANG, ZHONGYU, THUMP, THUMPSTAR, KIDEN, ZONTES, Junak, SENKE, TANNY, TYAN, ROMET, ROMET MOTORS, ROUTER	1	-	3	-
BAJAJ	9	-	20	1
BAOTIAN, SUPERKING, WALTON, HONDA	-	-	1	1
BASHAN, AMGroup, AMGroup Bike, DON, RBIS, WORKER BEAR, Nomik ATV 2, APACHI, ISILDAR	6	-	11	-
BENELLI	53	-	187	-
BETA	8	-	40	2
BIG DOG	-	-	-	1
BMW	86	14	380	105
BOMBARDIER RECREATIONAL PRODUCTS ING (BRP)	3	-	8	-
BRIXTON	12	-	45	-
CAGIVA	-	-	-	1
CAN AM	-	-	-	1
CFMOTO	55	1	106	1
CFMOTO, GOES	4	1	30	1
CHONGQING BASHAN	-	-	-	1
DAELIM	2	2	10	3
DAYANG	-	-	1	-
DAYANG, DAYTONA MOTORS, NIPPONIA, KUBA	59	-	378	1
DAYANG, DAYTONA MOTORS, NIPPONIA, SALCANO	404	2	1,765	15
DAYANG, ECOCREMO, ECOOTER, ECOOTOR, AGM, ORCAL, SUMCO	-	-	1	-
DAYTONA	-	-	-	1
DUCATI	21	6	94	34
EFUN, ZAP, PULSE	1	-	4	-
EVA, EMBUGGY, VINTAGE, EVANGEL	5	-	10	-
FANTIC MOTOR	-	1	2	1
FD MOTORS, FASPIDER	1	-	3	-
GARIA	2	-	2	-
GILERA	-	2	-	7
HANWAY, MASAI, JUNAK, Motorini, STMAX, ROMET, CLS, ROMET MOTORS, GEMINI, RIVERO	3	-	6	-
HAOJIAN, ZONTES, TAYO, Sharpon, IFINO, KIDEN, ZHONGYU, CUBTOM, DIYUN, NAMIN,TIM DERVI, VUKA, THUMP, RIPPER	-	-	6	-
HARLEY DAVIDSON	8	13	48	68
HESHAN, GOUJI, NANLIAN, MOTORCYCLE INDUSTRY, ORCAL, AIS, HERALD MOTOR COMPANY,MACBOR,MOTOBI	1	-	2	-
HONDA	394	75	1,649	310
HSUN, HISUN, APACHI, Mx, MASAI, HYTRACK, TRAPPER, PUMAREX, GEON, ASYAMOTOR, DAYTONA MOTORS, KRAL	22	-	32	1
HUONIAO, DH.HAOTIAN,MOTORINI, PEGASUS, MASH	-	-	4	-
HUSABERG	-	2	-	5

Table 7 (cont)

## Sales of new and used motorcycles by make or manufacturer: July 2020 and January - July 2020

Make	Motorcycles			
	July		January - July	
	new	used	new	used
HUSQVARNA	4	2	22	6
HYOSUNG	-	1	-	2
HYOSUNG & S&T KANUNI	1	-	5	-
IANYING, TYM, XINBEN, TEYIN, RIYA, ONGYUNDA, SANBEN, ALFA, Senzo, La Souris, TCB, KENTOYA	4	-	20	-
INDIAN MOTORCYCLE	4	-	16	1
ITALCAR	-	-	1	-
JIAJI, HUATIAN, FEILING, LINTEX, GOMAX, SOMOTO, TECHMOOVE, TAURIS	-	-	-	1
JIAJUE, JINDING, LANYING, DHS, MIROMOTO, ALPHAMOTO, SPRINT, QLINK, MAXON, RICH MOTORS, EUROCKA(CKA), PEDA	-	-	1	-
JIAJUE, JOYRACE, MAXON, GINEVA MOTO, MONDIAL, UGUR, DERRACE, VIARELLI, Berini, MAGPOWER, ROMET MOTORS	3	-	8	-
JIANSHE	-	-	2	-
JIAYUAN	2	-	12	-
JINLANG, ZUNDAPP, XHODNA, APGmoto, COLIBRI, RAZORY, VIARELLI, SUMCO, FLEX TECH, IVA, TNT moto	2	-	5	-
JINLING	-	-	-	1
KAWASAKI	29	9	120	48
KEEWAY	-	-	-	1
KEWET	-	-	-	1
KL	1	-	1	-
KTM	40	6	218	29
KWANG YANG	-	5	-	12
KYMC	294	46	1,200	248
LAMBRETTA	1	-	4	1
LEXMOTO	-	-	-	1
LIFAN, HONLEI, SKYGO, BISAN-LIFAN	-	-	1	-
LIGIER	-	-	-	1
Lingzhida, LINZDA, LINDN, LINYI, LONGMAO, NLIGHT	-	-	4	-
LINHAI, KUBA, ONLINE, LHY	-	3	2	3
LML	-	-	-	2
LONCIN, KUBA, RKS, ITALIKA, SUNRACE, SKY, MALAGUTI, SUPERBIKE, ROCKET, NOVELBAT, TIGERMOTO, GREEN	2	-	10	-
LONCIN, VOGUE, KUBA, RKS, ITALIKA, SUNRACE, SKY, MALAGUTI, SUPERBIKE, ROCKET, NOVELBAT	8	-	13	-
LONGJIA, ITALJET, ORCAL, BEELINE	1	-	6	-
LONGJIA, lexmoto, Gemini, MH Motorcycles, MONDIAL, Jahanro, UM, ORCAL, VGA, NECO, ALFASCOOTERS, ROMET MOTORS	1	-	7	-
LONGJIA, ORCAL, TNT MOTOR, BEELINE, VGA, ITALJET, GEMINI, lexmoto, Jahanro, italo, NECO	6	-	52	-
MALAGUTI	-	3	-	6
MBK	-	3	9	16
MELEX	1	-	2	-
MG MOTO	5	-	24	-
MGK HM	307	1	1,281	7
MODENAS	-	-	-	2
MONDIAL, PELPI INTERNATIONAL	2	-	8	-

Table 7 (cont)

## Sales of new and used motorcycles by make or manufacturer: July 2020 and January - July 2020

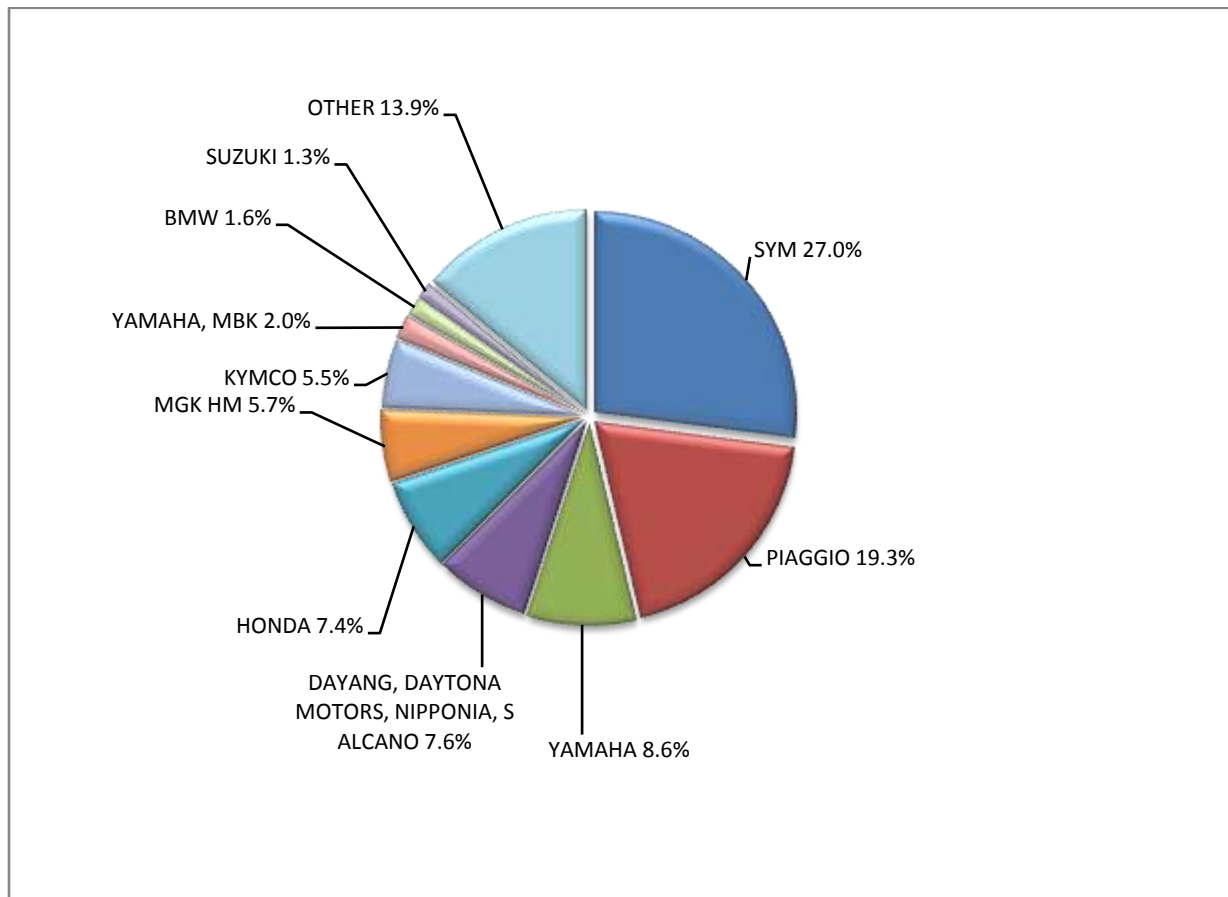
Make	Motorcycles			
	July		January - July	
	new	used	new	used
MOTO GUZZI	2	-	22	1
MOTO S.P.A	-	-	3	-
MV AGUSTA	2	-	4	-
NIU, NUUV	14	-	14	-
NORTON	-	1	-	1
NOUN ELECTRIC	-	-	1	-
PEUGEOT	37	3	81	10
PIAGGIO	1,030	39	3,750	238
POLARIS	5	-	18	3
QINGQI, CLEVELAND, CYCLEWERKS ACE, CLEVELAND ACE, CLEVELAND CYCLEWERKS ACE DELUXE	-	-	1	-
QJ, QIANG, KEEWAY, LEONE, KUBA, RKS, TELL, EMPIRE KEEWAY, BENELLI, VENGO	17	-	64	1
QJ, QIANG, KEEWAY, LEONE, RKS, BENELLI, EMPIRE KEEWAY, KUBA	56	1	235	3
QUADRO VEHICLES	1	-	19	-
QUADRO, QUADRO VEHICLES	-	-	20	-
RENAULT	-	-	1	1
RENLI	16	-	18	-
RIYA, HONLING, YAMAKOYO, TIANYING, GOES, SANYOU, BM, FUN BIKE, WOTTA	-	-	1	-
ROYAL ENFIELD	1	1	10	3
Royalloy, Royal Alloy, RA	3	-	5	-
Royalloy, Royal Alloy, RA, SCOMADI, VALENTINO, VALENTINO MOTORI	3	-	15	-
SACHS	-	-	-	1
SAHSUVAROGLU	-	1	-	1
SAKURA, GOLDENLION, E.F.O., Fauro, Viverra, Nitrox, STRELLA City, Artisan	13	-	21	-
SAN YANG	-	3	-	5
SCUTUM, ETRIX, SILENCE	-	-	1	-
SHANYANG, ATLAS PANTHER, YAMAZUKI MOTO, MOTORKING, Hirlee, XB	3	-	20	-
SHARE'NGO, ZHIDOU	2	-	6	-
SHENGWO NEW ENERGY, YUKI	29	-	36	-
SHERCO	-	-	1	4
SHINERAY, MONDIAL, DAYTONA MOTORS, WK, ROMET MOTORS, MASH, M1NSK, WK BIKES, DERRACE	-	-	1	-
SKYTEAM, SACIN, METALCO, SOKUDO, BAZUKA, MINICO, MOTOS BORDOY, SUMCO, ROXON, CSR, MONKEY BIKES, FAZTEK	1	-	9	-
SKYTEAM, SASIN, CSR, METALCO, SOKUDO, BAZUKA, MINICO, MOTOSBASI	2	-	4	-
STANDARD MOTOR	-	-	-	1
SUZUKI	72	20	298	112
SWM	-	-	1	-
SYM	1,444	18	5,217	75
TAYO, HAOJIANG, ZHONGYU, THUMP, THUMPSTAR, KIDEN, ZONTES, Junak, SENKE, TANNY, TYAN, ROMET	66	1	178	1

Table 7 (cont)

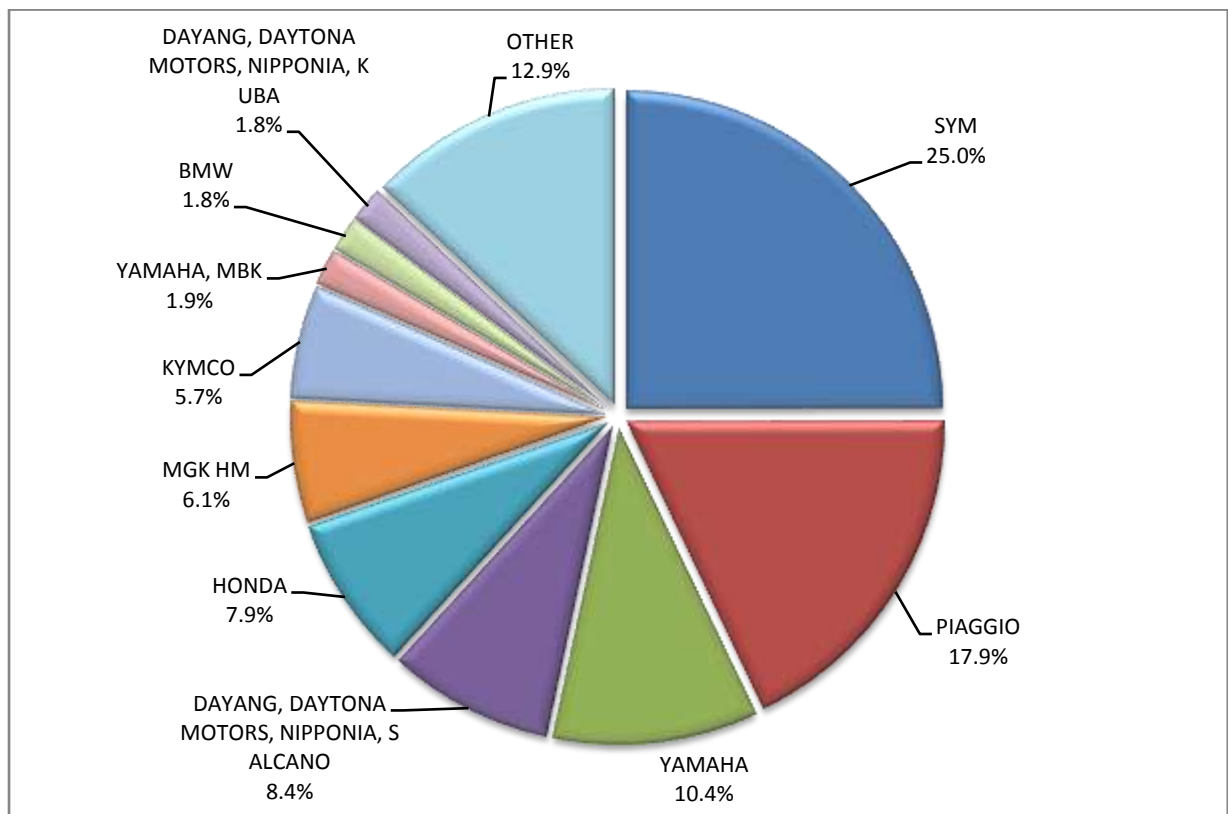
Sales of new and used motorcycles by make or manufacturer: July 2020 and January - July 2020

Make	Motorcycles			
	July		January - July	
	new	used	new	used
TAYO, HAOJIANG, ZHONGYU, THUMP, THUMPSTAR, KIDEN, ZONTES, Junak, SENKE, TANNY, TYAN, ROMET, ROMET MOTORS, ROUTER	6	-	63	-
TGB	-	1	-	3
TIANYING, RIYA, HONGYUNDA, TYM, HONLING, TAMCO, ALISON, DMK MOTORS, WLIE, LEEWAY, WLXQ, AP Gmoto, ALFA	9	-	34	-
TIANYING, TYM, XINBEN, TEYIN, RIYA, HONGYUNDA, SANBEN, ALFA, Senzo, La Souris, TCB	1	-	4	-
TRIUMPH	24	1	81	8
VESPA GS 150	-	-	-	1
VMOTO-SOCO, E-MAX, VMOTO, SUPER SOCO	-	-	2	-
WANGYE, SANBEN, UM, KENOS, SUPERBYKE, MDC, MISTRAL, STREET ELEGANCE, 4WMOTO, RIVERO, VIKERS, ZIPP, SANLI, GOWINN	-	-	1	-
WONJIAN, SAMADA	-	-	2	-
WUYANG	1	-	1	-
XGJAO, ZIPP, TOROS, ROMET, ROMET MOTORS, ROUTER, VEEROAD, DAYTONA MOTORS, GEMINI, MH MOTORCYCLES, MTG MOTORS	7	2	42	2
XIAOFEILU	1	-	1	-
Xintian, Kinroad	-	-	-	1
YADEA, KUBA, RKS, E-MON, YUKI	-	-	1	-
YAMAHA	461	86	2,179	416
YAMAHA, MBK	105	-	389	3
YINGANG, BENYI, ROMET MOTORS, YUKI, ROUTER, MOTORAN, DAYTONA MOTORS, M1NSK, HAMACHI, KUBA, MONDIAL	4	-	21	-
YINXIANG, KENBO	-	-	5	-
YINXIANG, MONDIAL, GEMINI, TCB	1	-	2	-
ZHENHUA, ACTIONBIKES	1	-	1	-
ZHONGNENG, ZNEN, AGM, AJS, YUKI, COLIBRI, EUROCKA, BTC, NOVA MOTORS, LEXMOTO, Actionbikes Motors	15	1	53	1
ZONGSHEN, ZIP STAR, Lexmoto, ICONE, VORTEX, M1NSK, MACBOR, MONDIAL, ROMET MOTORS, SINNIS, SPARKSTER, OVER BIKES	2	-	10	-
ZONGSHEN, ZIP STAR, ZEALSUN, RYMCO	-	-	2	-
ZONGSHEN, ZIPSTAR, ICONE, JUNAK, Lexmoto, MH Motorcycles, MINSK, MONDIAL, ROMET MOTORS, SINNIS, SPARKSTER	-	-	2	-
<b>TOTAL</b>	<b>5,341</b>	<b>383</b>	<b>20,893</b>	<b>1,886</b>

**Graph 13. Sales of new motorcycles (July 2020)**



**Graph 14. Sales of new motorcycles (January - July 2020)**



## EXPLANATORY NOTES

<b>Survey on the issuing of new road motor vehicle circulation licenses</b>	The survey on the issuing of new motor vehicle circulation licenses is a census survey. The released data give information, at country level, on the brand and type of the motor vehicle, as well as whether it is new or used. The survey does not include vehicles that move on rails, trolley busses, agricultural tractors and machinery. In addition, the following are excluded: all motor vehicles of the Armed Forces, Police, Fire Brigade, State Services, Diplomatic Corps, Foreign Missions, and Invalids of Wars, as well as motorcycles with a cylinder capacity less than 50 cc.
<b>Legal basis</b>	Law 3832/2010
<b>Reference Period</b>	July 2020
<b>Coverage</b>	The production of monthly data is based on the registers held by the Ministry of Infrastructure, Transport and Networks, which records all the monthly changes observed in the vehicle registration licenses at country level.
<b>Definitions</b>	<p><b>Road motor vehicle</b> is any vehicle that, irrespective of the number of wheels, is moved by an engine and is designed to transport persons or cargo or both of them, either they are on the same single vehicle or on a trailer carried by the main motor vehicle.</p> <p><b>New</b> road motor vehicle is any motor vehicle that is registered for the first time in Greece during the reference month and has not been put into circulation in any other country.</p> <p><b>Used</b> motor vehicle is any motor vehicle that is registered for the first time in Greece and has been imported as a used one from abroad</p> <p><b>Passenger motor vehicle:</b> it is a motor vehicle designed to carry mostly people, having no more than 9 seats, including the driver's seat.</p> <p><b>Bus:</b> it is a motor vehicle, which is designed to carry mostly people, having more than 10 seats, including the driver's seat. In the corresponding tables of this Press Release, this category also includes articulated buses.</p> <p><b>Lorry:</b> it is motor vehicle designed to carry mostly cargo. In the corresponding tables of this Press Release, this category also includes tractors, tow trucks, articulated tractors, and trucks with trailers.</p> <p><b>Motorcycle:</b> any two-wheeled motor vehicle, with or without sidecar, with maximum authorized design speed over 45 km/h, or in case it is powered by a combustion engine, with a cylinder capacity of 50 cc or over. In the corresponding tables of this Press Release, this category also includes the three-wheeled motor vehicles – motor tricycles.</p> <p><b>Tricycle motor vehicle:</b> it is a motor vehicle with three symmetrical wheels with maximum authorized design speed over 45 km/h, or in case it is powered by a combustion engine, with a cylinder capacity over the 50 cc. This category also includes four-wheel vehicles, except the light four-wheel motorcycles, whose empty vehicle tare (excluding the weight of the fuel or mixture of fuel-oil or the weight of the batteries for electric cars) is up to 400 kg in the case the vehicle is designed for passenger use or up to 550 kg in case the vehicle is designed to carry cargo and whose engine is up to 15KW.</p>
<b>Methodology</b>	Exhaustive Survey. The primary data derive from the Ministry of Infrastructure, Transport and Networks and are based on the issuing of new circulation licenses as they are registered by the Regional Offices for Transport and Communications.
<b>References</b>	More information (graphs, tables) concerning the survey on the issuing of new motor vehicle circulation licenses are available on the webpage of ELSTAT, <a href="http://www.statistics.gr">www.statistics.gr</a> , under the link <a href="http://www.statistics.gr/en/statistics/-/publication/SME24/">http://www.statistics.gr/en/statistics/-/publication/SME24/</a>