



HELLENIC REPUBLIC
HELLENIC STATISTICAL AUTHORITY

Piraeus, 29 May 2024

DEMOGRAPHIC EVENTS OF ENTERPRISES
REGISTRATIONS AND BANKRUPTCIES
1st QUARTER 2024

The Hellenic Statistical Authority (ELSTAT) announces data on business demography in Greece and specifically on Registrations and Bankruptcies, for the 1st quarter 2024.

More specifically, the number of registrations in all economic sections in the **1st quarter 2024** amounted to 39,128, recording an increase of 14.4% in comparison with the 1st quarter 2023, when the respective number was 34,213 and an increase of 42.1% in comparison with the 4th quarter 2023, when the respective number was 27,542.

Among the sections of economic activity with the largest contribution to the total turnover, according to the data of the Statistical Business Register for the reference year 2021, the biggest increase in the number of registrations in the **1st quarter 2024** compared with the 1st quarter 2023, was recorded in section “Transportation and Storage” (63.8%) and in section “Construction” (45.6%), while a decrease was recorded in section “Electricity, Gas, Steam and Air Conditioning Supply” (45.1%) and in section Information and Communication (3.8%) (Table 1).

The number of bankruptcies in all economic sections for the **1st quarter 2024** amounted to 3, while for the 1st quarter of 2023 is not disclosed for statistical confidentiality reasons regarding the protection of the identity of the enterprises.

Information on methodological issues:

Business Statistics Division
Registers and Big Enterprises Section
Head of Section: Adamantia Georgostathi
Tel.: +30 213 135 2043
E-mail: a.georgostathi@statistics.gr

Information on data provision:

Tel.: +30 213 135 2022, 2308, 2310
E-mail: data.dissem@statistics.gr

Sections of Economic Activity by Large Geographical Area (NUTS 1) of Greece, 1st quarter 2024 (Table 2)

The sections of economic activity with the biggest number of registrations by Large Geographical Area of Greece are:

- **Voreia Ellada:** “Agriculture, Forestry and Fishing”⁽¹⁾, with 1,299 registrations out of 8,736 in total.
- **Kentriki Ellada:** “Agriculture, Forestry and Fishing”⁽¹⁾, with 2,262 registrations out of 8,710 in total.
- **Attiki:** “Professional, Scientific and Technical Activities” with 2,973 registrations out of 15,969 in total.
- **Nissia Aigaiou – Kriti:** “Agriculture, Forestry and Fishing”⁽¹⁾, with 1,359 registrations out of 5,713 in total.

Sections of Economic Activity by category of Legal Form of enterprise, 1st quarter 2024 (Table 3)

The sections of economic activity with the biggest number of registrations by category of Legal Form of enterprise are:

- **Sole Proprietorships:** “Agriculture, Forestry and Fishing”⁽¹⁾, with 5,536 registrations out of 24,650 in total.
- **Partnerships:** “Accommodation and Food Service Activities”, with 1,821 registrations out of 7,919 in total.
- **Capital Enterprises:** “Real Estate Activities”, with 123 registrations out of 480 in total.
- **Other Legal Forms:** “Real Estate Activities”, with 880 registrations out of 6,079 in total.

¹ *Note: The data recorded for the economic activity section Agriculture, Forestry and Fishing include farmers subjected to the special regime (of VAT), i.e. farmers who are registered in the tax registry of farmers, having both received subsidies of value less than 5,000 euro during the previous tax year and conducted during the previous tax year, sales of agricultural products of own production, as well as provision of agricultural services of value less than 15,000 euro, to any person.*

Table 1: Number of registrations by Section of Economic Activity (NACE Rev. 2), 4th quarter 2022, 2023 and 1st quarter 2023, 2024

ECONOMIC ACTIVITY		STATISTICAL BUSINESS REGISTER (SBR) OF REFERENCE YEAR 2021		Registrations 1 st quarter 2024/ Number of enterprises SBR 2021 (%)	REGISTRATIONS				ANNUAL RATE OF CHANGE (%)		QUARTERLY RATE OF CHANGE (%)	
Code NACE Rev.2	Description	Number of enterprises	Turnover (in thousand €)		4 th quarter 2022	1 st quarter 2023	4 th quarter 2023	1 st quarter 2024	4 th quarter 2023/2022	1 st quarter 2024/2023	1 st quarter 2023 / 4 th quarter 2022	1 st quarter 2024 / 4 th quarter 2023
Total		1,447,339	341,114,163	2.7	30,316	34,213	27,542	39,128	-9.2	14.4	12.9	42.1
A	Agriculture, Forestry and Fishing ⁽¹⁾ of which Farmers subjected to the special regime	537,865 371,395	9,814,937 1,608,067	1.1 1.3	6,755 6,370	5,715 4,991	4,825 4,516	5,669 4,839	-28.6 -29.1	-0.8 -3.0	-15.4 -21.6	17.5 7.2
B	Mining and Quarrying	590	930,660	2.2	3	10	7	13	133.3	30.0	233.3	85.7
C	Manufacturing	57,451	68,594,918	2.0	983	1,009	865	1,162	-12.0	15.2	2.6	34.3
D	Electricity, Gas, Steam and Air Conditioning Supply	11,378	22,662,241	2.0	463	412	160	226	-65.4	-45.1	-11.0	41.3
E	Water Supply, Sewerage, Waste Management and Remediation Activities	2,042	1,841,241	3.0	41	49	40	61	-2.4	24.5	19.5	52.5
F	Construction	67,294	11,777,247	4.7	1,756	2,160	1,992	3,144	13.4	45.6	23.0	57.8
G	Wholesale and Retail Trade; Repair of Motor Vehicles and Motorcycles	227,192	134,721,771	2.2	3,906	4,580	3,666	4,901	-6.1	7.0	17.3	33.7
H	Transportation and Storage	61,149	16,008,835	5.7	1,633	2,138	2,241	3,503	37.2	63.8	30.9	56.3
I	Accommodation and Food Service Activities	107,186	11,591,891	4.2	2,479	3,623	2,404	4,513	-3.0	24.6	46.1	87.7
J	Information and Communication	20,763	11,784,565	6.3	1,261	1,364	936	1,312	-25.8	-3.8	8.2	40.2
K	Financial and Insurance Activities	16,976	18,824,976	3.8	549	614	521	650	-5.1	5.9	11.8	24.8
L	Real Estate Activities	13,994	2,194,272	11.9	1,515	1,657	1,371	1,660	-9.5	0.2	9.4	21.1
M	Professional, Scientific and Technical Activities	149,439	12,055,024	3.7	3,943	4,992	3,863	5,554	-2.0	11.3	26.6	43.8
N	Administrative and Support Service Activities	23,738	6,458,278	6.6	835	1,471	888	1,560	6.3	6.1	76.2	75.7
O	Public Administration and Defense; Compulsory Social Security	1,044	712,434	6.2	89	92	55	65	-38.2	-29.3	3.4	18.2
P	Education	22,732	1,157,194	3.2	804	695	684	736	-14.9	5.9	-13.6	7.6
Q	Human Health and Social Work Activities	61,422	5,575,573	3.2	1,426	1,515	1,282	1,952	-10.1	28.8	6.2	52.3
R	Arts, Entertainment and Recreation	21,988	2,835,749	3.7	676	737	680	821	0.6	11.4	9.0	20.7
S	Other Service Activities	40,572	1,417,530	3.6	1,024	1,190	921	1,473	-10.1	23.8	16.2	59.9
W	Unknown Activity	2,524	154,826	6.1	175	190	141	153	-19.4	-19.5	8.6	8.5

⁽¹⁾ Note of page 2.

Table 2: Number of Registrations by Section of Economic Activity (NACE Rev.2) and Large Geographical Area (NUTS 1 Region), 1st quarter 2024

ECONOMIC ACTIVITY		Total	LARGE GEOGRAPHICAL AREA			
Code NACE Rev.2	Description		Voreia Ellada	Kentriki Ellada	Attiki	Nissia Aigaiou - Kriti
Total		39,128	8,736	8,710	15,969	5,713
A	Agriculture, Forestry and Fishing ⁽¹⁾	5,669	1,299	2,262	749	1,359
	of which Farmers subjected to the special regime	4,839	1,048	1,981	703	1,107
B	Mining and Quarrying	13	6	4	3	-
C	Manufacturing	1,162	271	246	513	132
D	Electricity, Gas, Steam and Air Conditioning Supply	226	75	58	77	16
E	Water Supply, Sewerage, Waste Management and Remediation Activities	61	20	14	17	10
F	Construction	3,144	756	830	1,017	541
G	Wholesale and Retail Trade; Repair of Motor Vehicles and Motorcycles	4,901	1,293	1,056	1,926	626
H	Transportation and Storage	3,503	617	366	2,235	285
I	Accommodation and Food Service Activities	4,513	986	1,245	1,070	1,212
J	Information and Communication	1,312	276	186	776	74
K	Financial and Insurance Activities	650	127	66	417	40
L	Real Estate Activities	1,660	256	272	968	164
M	Professional, Scientific and Technical Activities	5,554	1,248	862	2,973	471
N	Administrative and Support Service Activities	1,560	274	325	660	301
O	Public Administration and Defense; Compulsory Social Security	65	13	16	28	8
P	Education	736	195	144	337	60
Q	Human Health and Social Work Activities	1,952	503	345	946	158
R	Arts, Entertainment and Recreation	821	164	130	450	77
S	Other Service Activities	1,473	337	271	691	174
W	Unknown Activity	153	20	12	116	5

«-» There are no registrations.

⁽¹⁾ Note of page 2.

Table 3: Number of Registrations by Section of Economic Activity (NACE Rev.2) and category of Legal Form, 1st quarter 2024

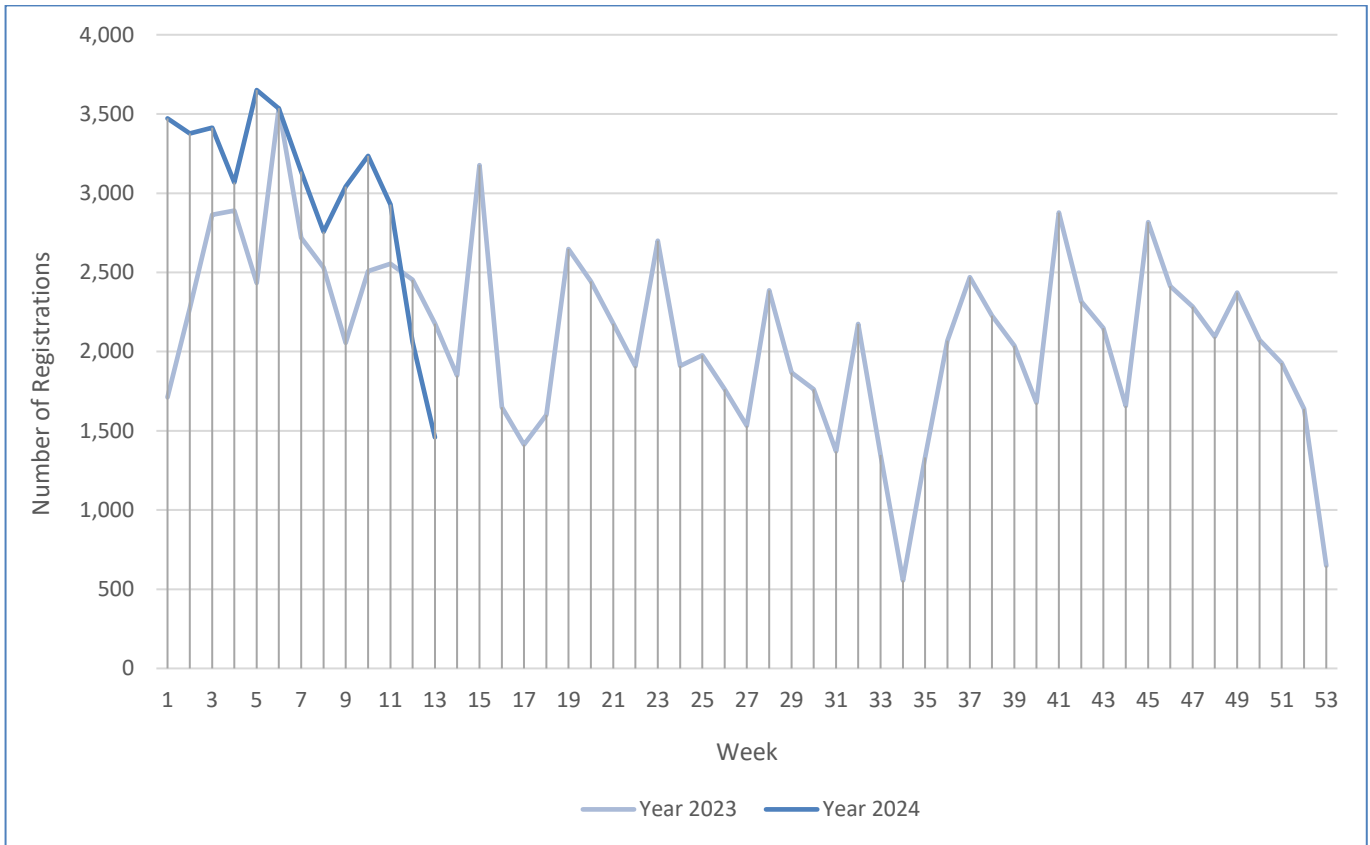
ECONOMIC ACTIVITY		Total	LEGAL FORM CATEGORY			
Code NACE Rev.2	Description		Sole Proprietorship	Partnerships (General partnerships, Limited partnerships)	Capital Enterprises (Limited Liability Company, Société Anonyme (S.A.))	Other Legal Forms (Private Capital Companies (IKE), Joint ventures etc)
Total		39,128	24,650	7,919	480	6,079
A	Agriculture, Forestry and Fishing ⁽¹⁾ of which Farmers subjected to the special	5,669 4,839	5,536 4,839	* -	* -	69 -
B	Mining and Quarrying	13	3	*	*	4
C	Manufacturing	1,162	596	349	22	195
D	Electricity, Gas, Steam and Air Conditioning Supply	226	24	31	15	156
E	Water Supply, Sewerage, Waste Management and Remediation Activities	61	21	17	*	*
F	Construction	3,144	1,539	952	54	599
G	Wholesale and Retail Trade; Repair of Motor Vehicles and Motorcycles	4,901	2,585	1,484	45	787
H	Transportation and Storage	3,503	3,023	211	15	254
I	Accommodation and Food Service Activities	4,513	1,800	1,821	58	834
J	Information and Communication	1,312	762	313	20	217
K	Financial and Insurance Activities	650	237	98	44	271
L	Real Estate Activities	1,660	292	365	123	880
M	Professional, Scientific and Technical Activities	5,554	3,865	981	47	661
N	Administrative and Support Service Activities	1,560	814	323	17	406
O	Public Administration and Defense; Compulsory Social Security	65	30	27	-	8
P	Education	736	613	80	*	*
Q	Human Health and Social Work Activities	1,952	1,487	327	10	128
R	Arts, Entertainment and Recreation	821	469	184	*	*
S	Other Service Activities	1,473	954	290	*	*
W	Unknown Activity	153	-	-	-	153

* The data are not disclosed due to statistical confidentiality regarding the protection of the identity of the reporting enterprises.

«-» There are no registrations.

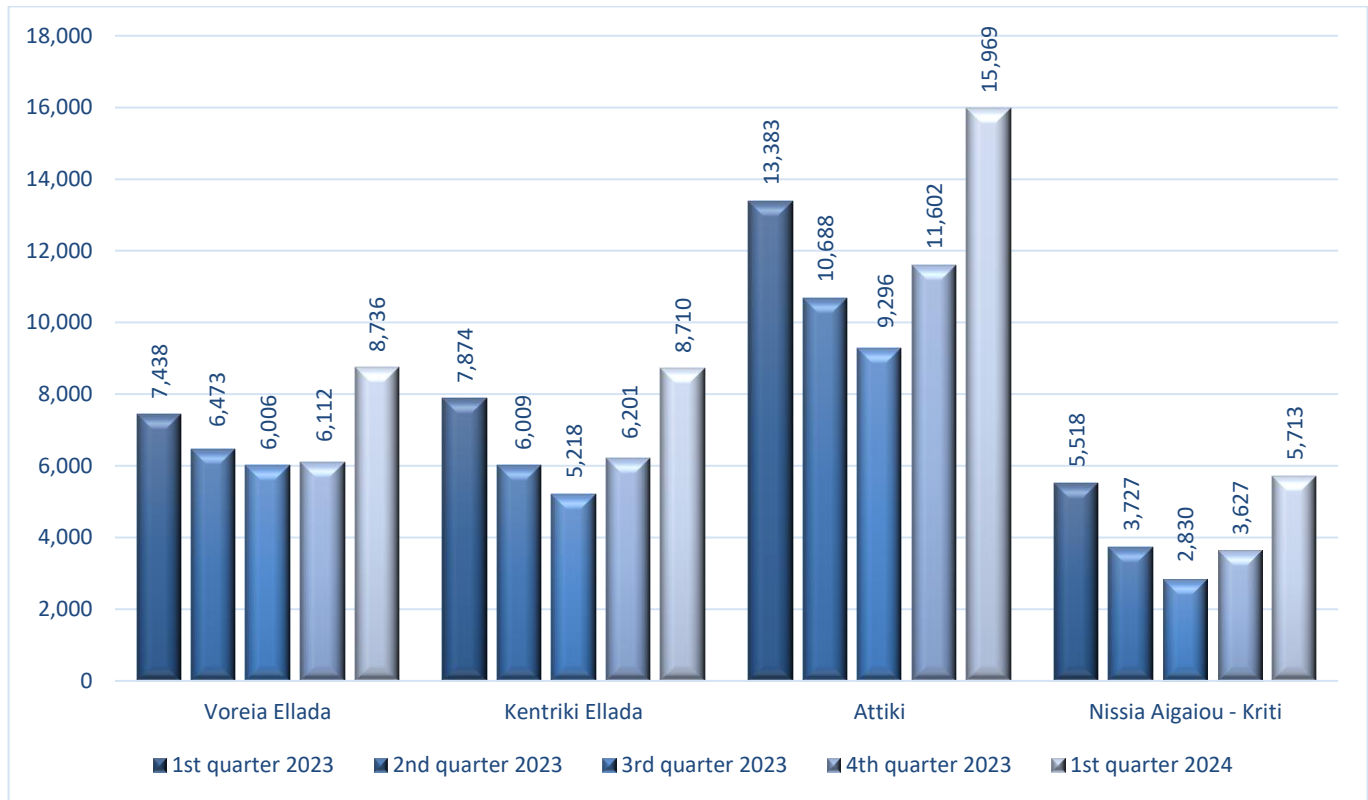
⁽¹⁾ Note of page 2.

Graph 1. Number of Registrations per week, 1st, 2nd, 3rd and 4th quarter 2023 and 1st quarter 2024

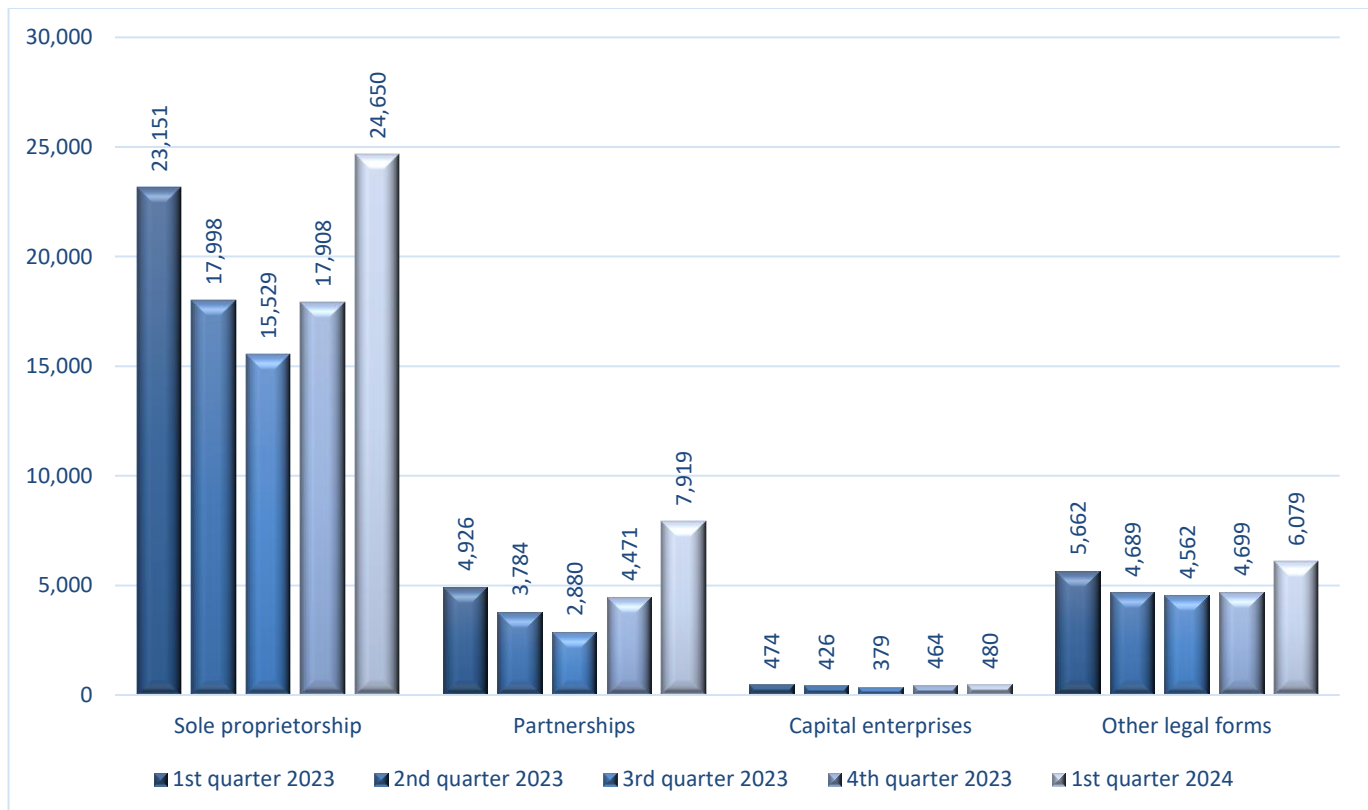


Note: Information for the determination of the week is available under section "[Methodological Notes](#)", p. 9.

Graph 2. Number of Registrations by Large Geographical Area (NUTS 1), 1st, 2nd, 3rd, 4th quarter 2023 and 1st quarter 2024



Graph 3. Number of Registrations by category of Legal Form of enterprise, 1st, 2nd, 3rd, 4th quarter 2023 and 1st quarter 2024



METHODOLOGICAL NOTES

General Information The compilation of the statistical data is made in accordance with the new European Regulation on Business Statistics, which entered into force on the 1st of January 2021 ([Regulation \(EU\) 2019/2152 of the European Parliament and of the Council of 27th November 2019](#)) and is among the key changes introduced by this Regulation for new and high-frequency official business statistics at European level.

The statistical data presented in this announcement refer to business demography and more specifically to the registrations and bankruptcies of enterprises, which are defined as follows:

Registrations: The number of entered legal units in the registration register at any time during the reference quarter, according to the respective administrative or legal procedure.

Bankruptcies: The number of legal units that have started the procedure of being declared bankrupt, by issuing a court declaration, at any time during the reference quarter (which is often provisional and does not always mean cessation of an activity).

Purpose The purpose of the short-term business statistics, is to provide up-to-date and high frequency information on the evolution of business activity and, subsequently, of the economic climate - expectations.

Legal framework Short-term business statistics are compiled in accordance with [Regulation \(EU\) 2019/2152 of the European Parliament and of the Council of 27th November 2019](#), on European business statistics and [Commission Implementing Regulation \(EU\) 2020/1197 of 30th July 2020](#), laying down technical specifications and arrangements pursuant to Regulation (EU) 2019/2152.

Compilation methodology The statistical data have been compiled after processing quarterly data from administrative registers of enterprises. Specifically, information has been used for the date of registration in the register of legal units (Tax Identification Number - TIN), economic activity, geographical code, legal form and business status of the enterprise.

Statistical classifications As regards the economic activities, the European statistical classification of economic activities [NACE Rev.2](#) is used. As regards the geographical representation, the European Nomenclature of territorial units for statistics, NUTS, is used.

Map of the 4 Large Geographical Areas (NUTS 1 Regions) of Greece



Definition of weeks The weeks for the 1st, 2nd, 3rd and 4th quarter 2023 and 1st quarter 2024 are defined as follows:

WEEK	2023	2024
1 st	01/01/2023 - 01/01/2023	01/01/2024 - 07/01/2024
2 nd	02/01/2023 - 08/01/2023	08/01/2024 - 14/01/2024
3 rd	09/01/2023 - 15/01/2023	15/01/2024 - 21/01/2024
4 th	16/01/2023 - 22/01/2023	22/01/2024 - 28/01/2024
5 th	23/01/2023 - 29/01/2023	29/01/2024 - 04/02/2024
6 th	30/01/2023 - 05/02/2023	05/02/2024 - 11/02/2024
7 th	06/02/2023 - 12/02/2023	12/02/2024 - 18/02/2024
8 th	13/02/2023 - 19/02/2023	19/02/2024 - 25/02/2024
9 th	20/02/2023 - 26/02/2023	26/02/2024 - 03/03/2024
10 th	27/02/2023 - 05/03/2023	04/03/2024 - 10/03/2024
11 th	06/03/2023 - 12/03/2023	11/03/2024 - 17/03/2024
12 th	13/03/2023 - 19/03/2023	18/03/2024 - 24/03/2024
13 th	20/03/2023 - 26/03/2023	25/03/2024 - 31/03/2024
14 th	27/03/2023 - 02/04/2023	
15 th	03/04/2023 - 09/04/2023	
16 th	10/04/2023 - 16/04/2023	
17 th	17/04/2023 - 23/04/2023	
18 th	24/04/2023 - 30/04/2023	
19 th	01/05/2023 - 07/05/2023	
20 th	08/05/2023 - 14/05/2023	
21 st	15/05/2023 - 21/05/2023	
22 nd	22/05/2023 - 28/05/2023	
23 rd	29/05/2023 - 04/06/2023	
24 th	05/06/2023 - 11/06/2023	
25 th	12/06/2023 - 18/06/2023	
26 th	19/06/2023 - 25/06/2023	
27 th	26/06/2023 - 02/07/2023	
28 th	03/07/2023 - 09/07/2023	
29 th	10/07/2023 - 16/07/2023	
30 th	17/07/2023 - 23/07/2023	
31 st	24/07/2023 - 30/07/2023	
32 nd	31/07/2023 - 06/08/2023	
33 rd	07/08/2023 - 13/08/2023	
34 th	14/08/2023 - 20/08/2023	
35 th	21/08/2023 - 27/08/2023	
36 th	28/08/2023 - 03/09/2023	
37 th	04/09/2023 - 10/09/2023	
38 th	11/09/2023 - 17/09/2023	
39 th	18/09/2023 - 24/09/2023	
40 th	25/09/2023 - 01/10/2023	
41 st	02/10/2023 - 08/10/2023	
42 nd	09/10/2023 - 15/10/2023	
43 rd	16/10/2023 - 22/10/2023	
44 th	23/10/2023 - 29/10/2023	
45 th	30/10/2023 - 05/11/2023	
46 th	06/11/2023 - 12/11/2023	
47 th	13/11/2023 - 19/11/2023	
48 th	20/11/2023 - 26/11/2023	
49 th	27/11/2023 - 03/12/2023	
50 th	04/12/2023 - 10/12/2023	
51 st	11/12/2023 - 17/11/2023	
52 nd	18/12/2023 - 24/12/2023	
53 rd	25/12/2023 - 31/12/2023	

Reference period 1st quarter 2024

Statistical unit The statistical unit is the legal unit (distinct Tax Identification Numbers - TINs).

References Analytical tables are available on ELSTAT's website (www.statistics.gr), at the following link: <https://www.statistics.gr/en/statistics/-/publication/SBR05/> .