



HELLENIC REPUBLIC
HELLENIC STATISTICAL AUTHORITY

Piraeus, July 12, 2022

PRESS RELEASE

ISSUING OF MOTOR VEHICLE LICENSES: JUNE 2022

The Hellenic Statistical Authority announces that in June 2022, 21,135 road motor cars (both new and used from abroad) were put into circulation for the first time, recording a 6.9% decrease compared with the corresponding month of 2021 when the number of road motor cars was 22,690. In June 2021, a 40.3% increase had been observed in comparison with the corresponding month of 2020 (Table 1, Graphs 1,2,3,5). A total number of 12,202 new cars were put into circulation in June 2022 compared with 14,803 in June 2021, recording a 17.6% decrease.

The new motorcycles over 50cc (both new and used from abroad) that were put into circulation for the first time in June 2022 amounted to 8,347, against 6,211 in 2021, thus recording a 34.4% increase. In June 2021, a 17.1% increase had been observed in comparison with the corresponding month of 2020 (Table 1, Graph 4). Out of the above motorcycles 7,789 were new, while the corresponding figure in June 2021 was 5,701, recording a 36.6% increase.

During the period January - June 2022, 111,020 road motor cars (both new and used from abroad) were put into circulation for the first time, representing an increase of 5.1% compared to the corresponding period of 2021 when the number of road motor cars was 105,643. During the period January - June 2021 an increase of 33.2% had been observed in comparison with the corresponding period of 2020 (Table 3, Graphs 6,7). Out of the above number of road motor cars that were put into circulation, from January to June 2022, 59,835 were new, while the corresponding number during the respective period of 2021 was 63,507, recording a decrease of 5.8%.

During the period January - June 2022 the circulation of new motorcycles over 50cc (both new and used from abroad) amounted to 31,686 against 24,777 in 2021, thus representing a 27.9% increase. An increase of 45.3% had been observed during the period January - June 2021 in comparison with the corresponding period of 2020 (Table 3, Graphs 6,7). A total number of 29,209 new motorcycles were put into circulation, from January to June 2022, compared with 22,566 during the corresponding period of 2021, recording a 29.4% increase.

Information on methodological issues:

Sectoral Statistics Division

Transport Statistics Section

Pota Tzortzi, Konstantinos Menexes

Tel: +30 213 135 2187, +30 213 135 3055

e-mail: p.tzortzi@statistics.gr, k.menexes@statistics.gr

Information for data provision:

Tel: +30 213 135 2022

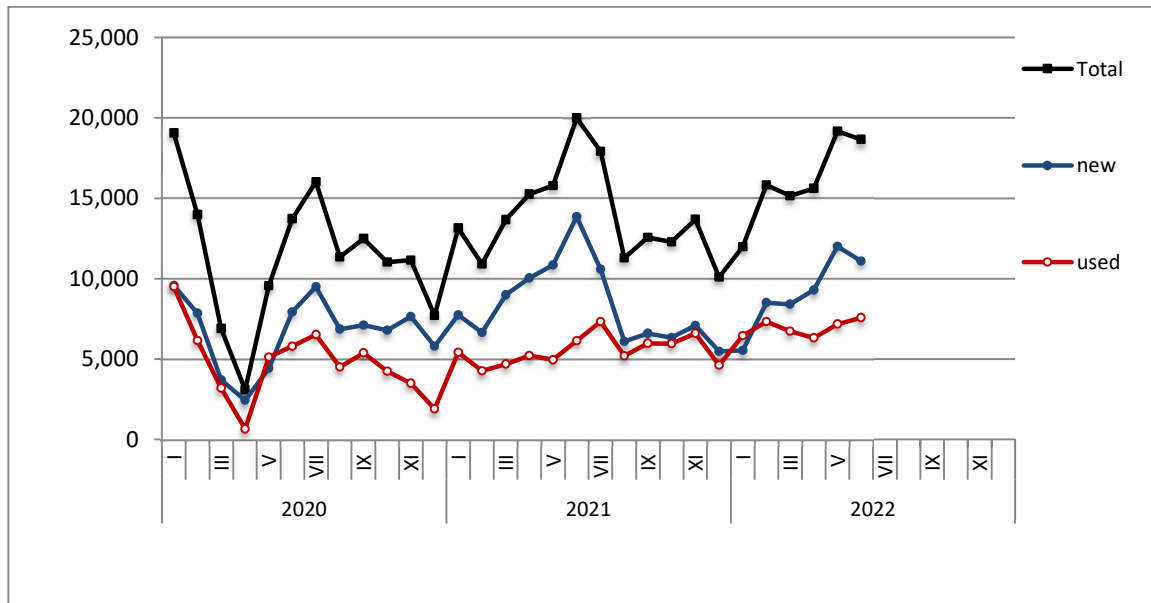
e-mail: data.dissem@statistics.gr

Table 1. Road motor vehicles, both new and used, put into circulation for the first time in Greece: June 2020 - 2022															
Category of Road Motor Vehicles	June									Change (%)					
	2020			2021			2022			2021/2020			2022/2021		
	Total	New	Used	Total	New	Used	Total	New	Used	Total	New	Used	Total	New	Used
Greece, total															
Road Motor Vehicles,total	21,476	13,567	7,909	28,901	20,504	8,397	29,482	19,991	9,491	34.6%	51.1%	6.2%	2.0%	-2.5%	13.0%
1. Road motor cars	16,170	8,678	7,492	22,690	14,803	7,887	21,135	12,202	8,933	40.3%	70.6%	5.3%	-6.9%	-17.6%	13.3%
Passenger Cars	13,714	7,929	5,785	19,983	13,849	6,134	18,666	11,092	7,574	45.7%	74.7%	6.0%	-6.6%	-19.9%	23.5%
Buses	74	19	55	142	61	81	88	26	62	91.9%	221.1%	47.3%	-38.0%	-57.4%	-23.5%
Lorries	2,382	730	1,652	2,565	893	1,672	2,381	1,084	1,297	7.7%	22.3%	1.2%	-7.2%	21.4%	-22.4%
2. Motorcycles > 50 cc	5,306	4,889	417	6,211	5,701	510	8,347	7,789	558	17.1%	16.6%	22.3%	34.4%	36.6%	9.4%
Prefecture of Attica															
Road Motor Vehicles,total	10,579	7,795	2,784	15,952	12,829	3,123	15,336	11,317	4,019	50.8%	64.6%	12.2%	-3.9%	-11.8%	28.7%
1. Road motor cars	8,218	5,529	2,689	13,287	10,268	3,019	12,007	8,128	3,879	61.7%	85.7%	12.3%	-9.6%	-20.8%	28.5%
Passenger Cars	7,389	5,105	2,284	12,288	9,747	2,541	10,739	7,329	3,410	66.3%	90.9%	11.3%	-12.6%	-24.8%	34.2%
Buses	19	5	14	38	11	27	32	8	24	100.0%	120.0%	92.9%	-15.8%	-27.3%	-11.1%
Lorries	810	419	391	961	510	451	1,236	791	445	18.6%	21.7%	15.3%	28.6%	55.1%	-1.3%
2. Motorcycles > 50 cc	2,361	2,266	95	2,665	2,561	104	3,329	3,189	140	12.9%	13.0%	9.5%	24.9%	24.5%	34.6%

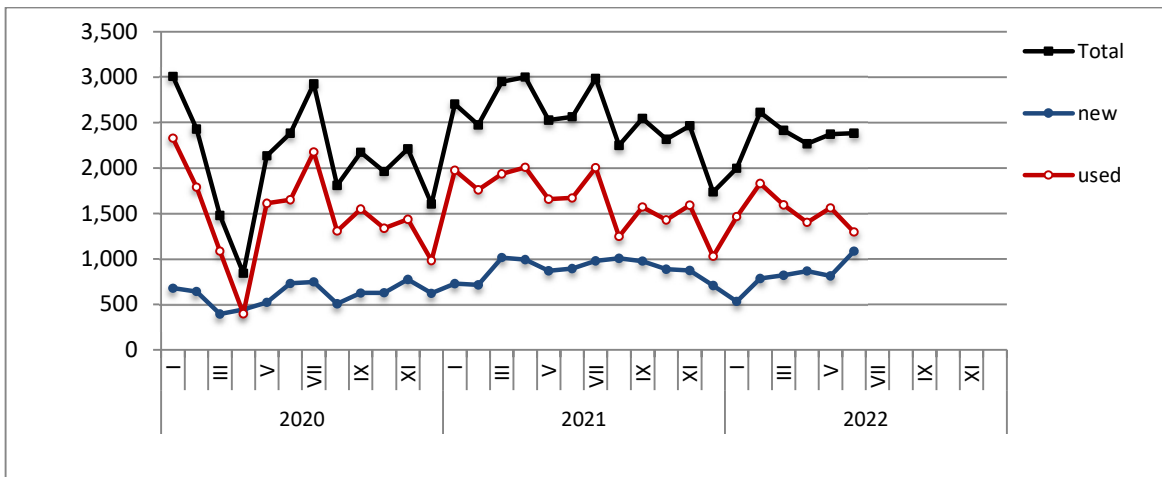
Table 2. Road motor vehicles, both new and used, put into circulation for the first time in Greece: July 2020 – June 2022

Category of Road Motor Vehicles	Average Jul. 2020 - Jun. 2021			Average Jul. 2021 - Jun. 2022			Change (%)		
							Average Jul. 2021 - Jun. 2022 / Average Jul. 2020 - Jun. 2021		
	Total	New	Used	Total	New	Used	Total	New	Used
Greece, total									
Road Motor Vehicles,total	19,599	12,811	6,788	21,638	13,231	8,407	10.4%	3.3%	23.9%
1. Road motor cars	15,741	9,271	6,470	16,995	8,975	8,020	8.0%	-3.2%	24.0%
Passenger Cars	13,207	8,482	4,725	14,516	8,083	6,433	9.9%	-4.7%	36.1%
Buses	125	30	95	117	31	86	-6.4%	3.3%	-9.5%
Lorries	2,409	759	1,650	2,362	861	1,501	-2.0%	13.4%	-9.0%
2. Motorcycles > 50 cc	3,858	3,540	318	4,643	4,256	387	20.3%	20.2%	21.7%

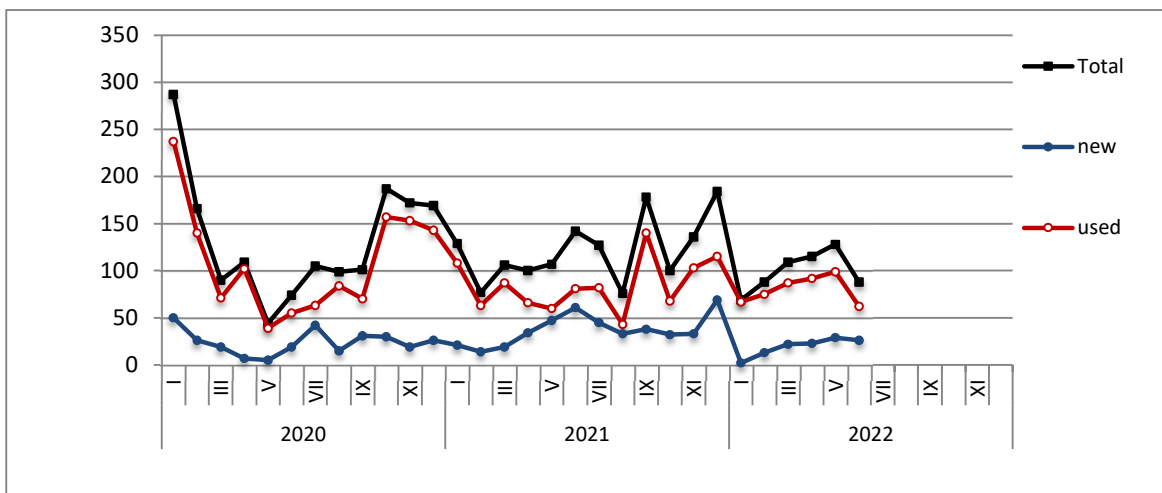
Graph 1: Passenger Cars (January 2020 – June 2022)



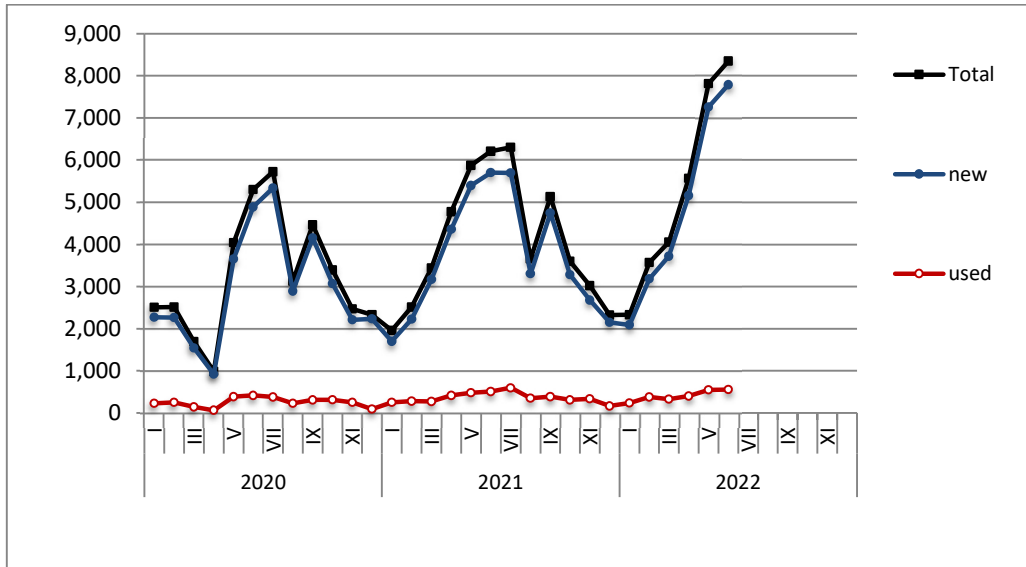
Graph 2: Lorries (January 2020 – June 2022)



Graph 3: Buses (January 2020 – June 2022)



Graph 4: Motorcycles (January 2020 – June 2022)



Graph 5: New Registrations of Motor Vehicles (June 2022)

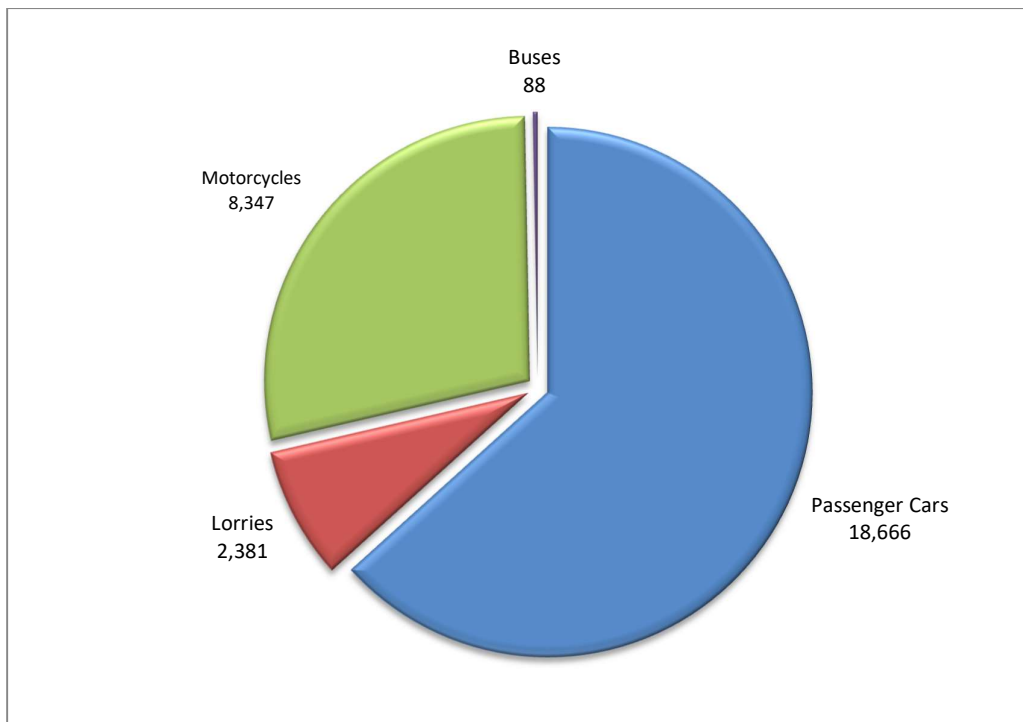
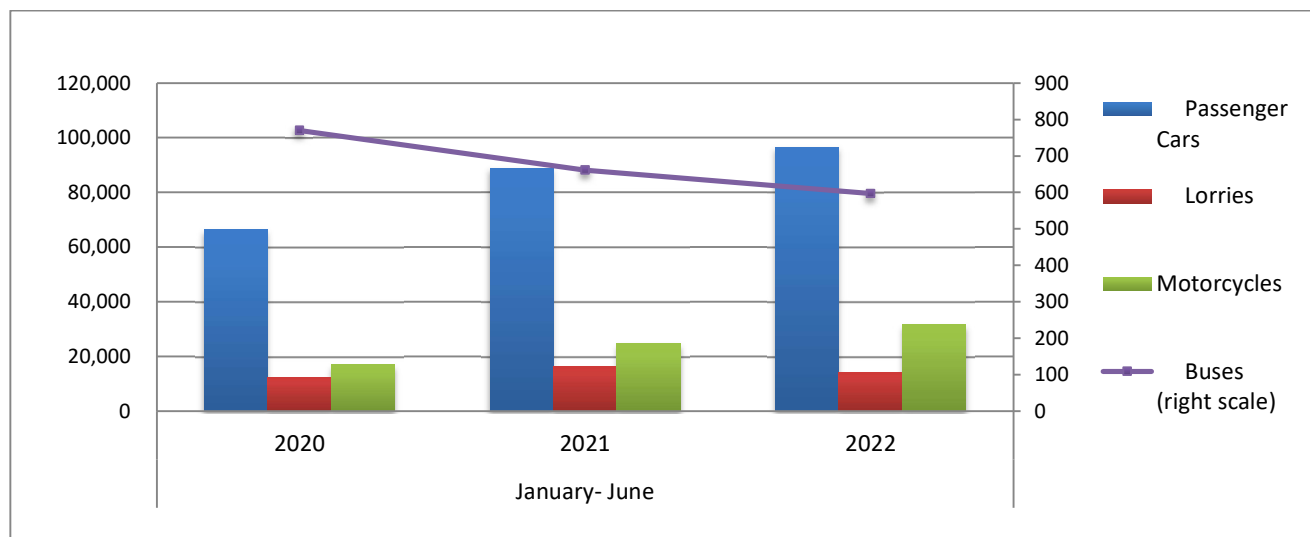


Table 3. Road motor vehicles, both new and used, put into circulation for the first time in Greece: January- June, years 2020 till 2022															
Category of Road Motor Vehicles	January- June									Change (%)					
	2020			2021			2022			2021/2020			2022/2021		
	Total	New	Used	Total	New	Used	Total	New	Used	Total	New	Used	Total	New	Used
Greece, total															
Road Motor Vehicles, total	96,393	55,007	41,386	130,420	86,073	44,347	142,706	89,044	53,662	35.3%	56.5%	7.2%	9.4%	3.5%	21.0%
1. Road motor cars	79,338	39,455	39,883	105,643	63,507	42,136	111,020	59,835	51,185	33.2%	61.0%	5.6%	5.1%	-5.8%	21.5%
Passenger Cars	66,297	35,921	30,376	88,762	58,101	30,661	96,374	54,817	41,557	33.9%	61.7%	0.9%	8.6%	-5.7%	35.5%
Buses	770	126	644	661	196	465	597	115	482	-14.2%	55.6%	-27.8%	-9.7%	-41.3%	3.7%
Lorries	12,271	3,408	8,863	16,220	5,210	11,010	14,049	4,903	9,146	32.2%	52.9%	24.2%	-13.4%	-5.9%	-16.9%
2. Motorcycles > 50 cc	17,055	15,552	1,503	24,777	22,566	2,211	31,686	29,209	2,477	45.3%	45.1%	47.1%	27.9%	29.4%	12.0%
Prefecture of Attica															
Road Motor Vehicles, total	47,026	33,643	13,383	70,350	53,866	16,484	74,998	53,738	21,260	49.6%	60.1%	23.2%	6.6%	-0.2%	29.0%
1. Road motor cars	38,486	25,488	12,998	58,618	42,649	15,969	60,728	40,151	20,577	52.3%	67.3%	22.9%	3.6%	-5.9%	28.9%
Passenger Cars	34,258	23,481	10,777	52,543	39,718	12,825	54,621	36,902	17,719	53.4%	69.1%	19.0%	4.0%	-7.1%	38.2%
Buses	242	58	184	151	52	99	230	50	180	-37.6%	-10.3%	-46.2%	52.3%	-3.8%	81.8%
Lorries	3,986	1,949	2,037	5,924	2,879	3,045	5,877	3,199	2,678	48.6%	47.7%	49.5%	-0.8%	11.1%	-12.1%
2. Motorcycles > 50 cc	8,540	8,155	385	11,732	11,217	515	14,270	13,587	683	37.4%	37.5%	33.8%	21.6%	21.1%	32.6%

Graph 6. New Motor Vehicles Circulation Licenses: January – June, years 2020 till 2022



Graph 7. New Registrations of Motor Vehicles: January – June 2022

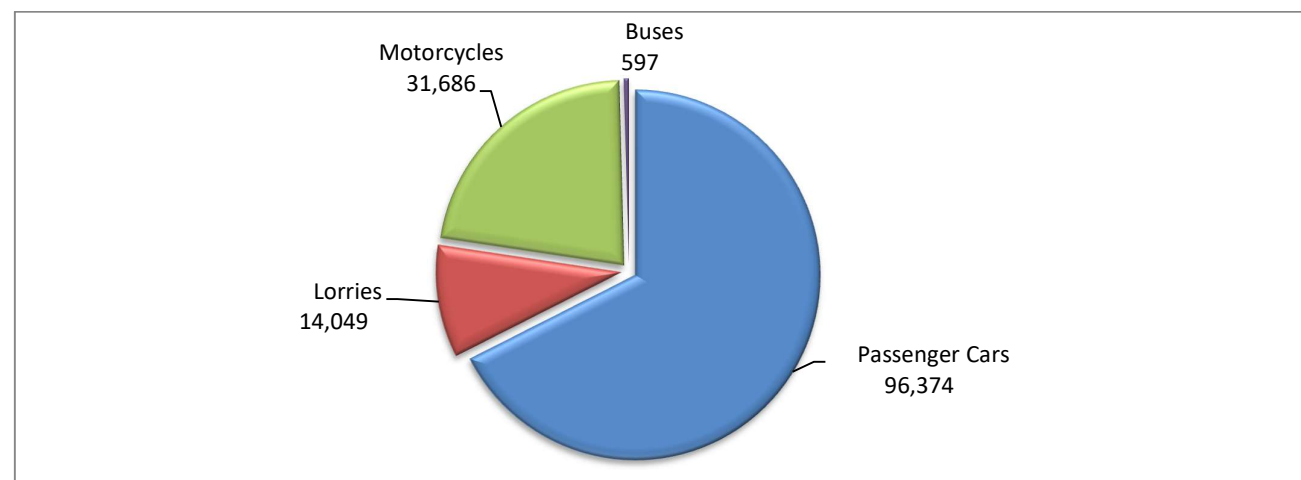


Table 4
Sales of new and used passenger cars by make: June 2022 and January- June 2022

Make	Passenger cars			
	June		January- June	
	new	used	new	used
ALFA ROMEO	12	63	58	365
ALPINA	-	1	2	1
ASTON MARTIN	-	-	-	1
AUDI	362	89	1,811	617
BENTLEY	-	-	4	1
BMW	356	144	2,103	944
BURSTNE	-	-	-	1
CADILLAC	-	-	-	2
CAPRON	-	-	4	3
CARTHAGO	-	-	1	-
CHEVROLET	-	41	-	256
CHRYSLER	-	1	-	6
CITROEN	75	368	511	1,627
CITROEN / DS	102	19	1,619	80
CUPRA	54	1	259	2
DACIA	433	208	1,644	1,054
DAIHATSU	-	1	-	8
DETHLEFFS	-	-	-	1
DODGE	-	-	-	2
DS	110	1	448	6
ETRUSCO	-	-	1	-
EURA MOBIL	-	1	-	1
FERRARI	-	5	-	11
FIAT	923	433	2,566	2,244
FORD	285	485	1,662	2,653
GENERAL MOTORS	-	-	-	1
HOBBY WOHNWAGEN	-	-	-	1
HONDA	45	50	148	325
HYMER AG	-	-	-	2
HYUNDAI	1,131	656	5,217	3,936
IVECO S.p.a/LAIKA CARAVANS SpA	-	-	-	2
JAGUAR	18	10	56	56
JEEP	187	32	1,250	200
JIAYUAN	-	-	1	-
KARMANN-MOBIL	-	-	-	1
KERABOSS	-	1	1	1
KIA	519	156	2,967	905
KNAUS	-	-	-	5
LADA	-	1	-	3
LAMBORGHINI	2	1	4	7
LANCIA	-	8	-	48
LAND ROVER	38	69	232	326
LES DAUPHINS	-	-	-	1
LEVC	-	-	3	-
LEXUS	9	7	71	31
LMC	-	-	-	1
LOTUS	-	1	-	1
MASERATI	4	2	11	9

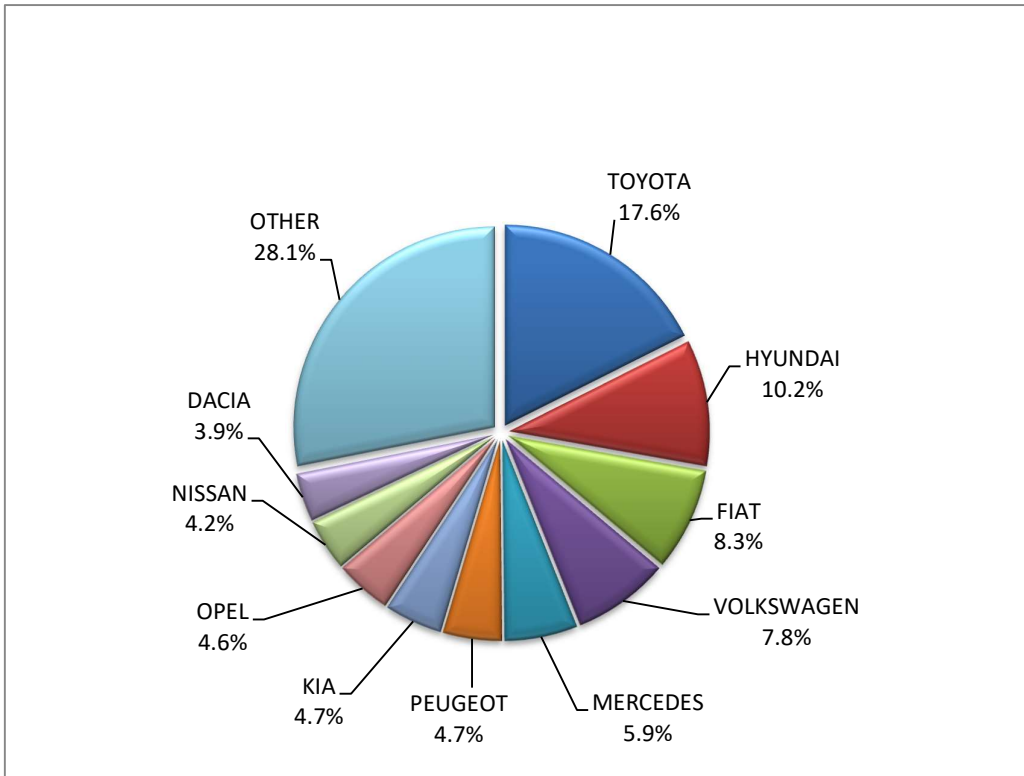
Table 4 (cont)
Sales of new and used passenger cars by make: June 2022 and January- June 2022

Make	Passenger cars			
	June		January- June	
	new	used	new	used
MAZDA	60	41	315	173
MC LOUIS S.P.A	-	-	-	1
MERCEDES	654	309	2,854	1,855
MERCEDES ¹	2	-	10	-
MINI	112	46	925	232
MINI MAFER	-	-	-	1
MITSUBISHI	59	109	322	520
MOBILVETTA DESI	-	-	-	1
MORGAN	-	-	-	1
NISSAN	463	568	1,908	3,058
NISSAN ¹	-	-	21	-
OPEL	506	525	3,227	2,945
PEUGEOT	525	518	3,688	2,485
PEUGEOT ²	-	-	23	-
PORSCHE	19	37	79	205
QUATTRO	-	-	-	1
RANGE ROVER	-	6	-	20
RENAULT	177	934	1,140	4,585
RIMOR	-	-	1	-
ROLLER TEAM	-	-	1	-
SAAB	-	1	-	5
SEAT	153	71	576	445
SKODA	278	199	1,408	957
SMART	5	121	25	1,076
SSANGYONG	-	2	-	8
SUBARU	13	6	56	37
SUN LIVING	-	-	-	1
SUZUKI	257	192	1,586	1,003
TATA	-	-	-	1
TESLA	67	6	277	18
TOYOTA	1,952	647	8,434	3,992
TRIGANO	-	-	-	2
VOLKSWAGEN	868	365	4,320	2,063
VOLVO	256	16	965	115
WEINSBERG	-	-	-	3
ZHIDOU, ZD, ELARIS	1	-	2	-
TOTAL	11,092	7,574	54,817	41,557

1 : With 2nd/3rd stage manufacturer in Greece.

2 : With 2nd/3rd stage manufacturer abroad.

Graph 8. Sales of new passenger cars by make (June 2022)



Graph 9. Sales of new passenger cars by make (January – June 2022)

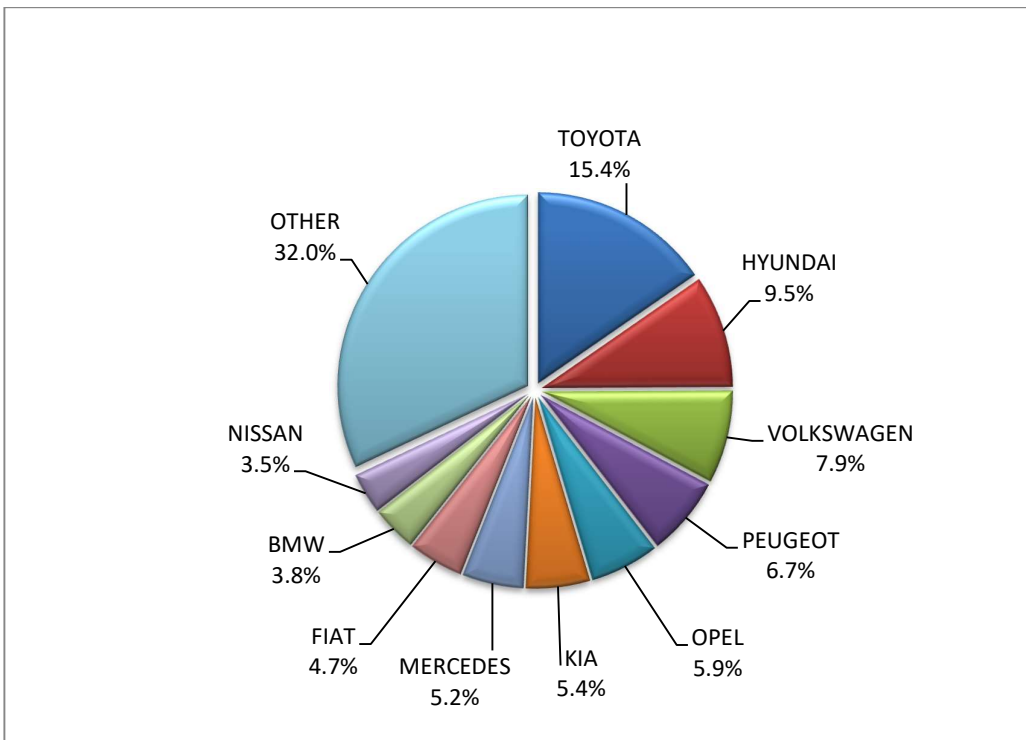


Table 5
Sales of new and used lorries by make: June 2022 and January- June 2022

Make	Lorries			
	June		January- June	
	new	used	new	used
AIXAM	-	-	-	1
ASIA MOTOR	-	-	-	1
BYD	-	-	1	-
CHEVROLET	-	-	-	1
CHRYSLER	-	1	-	2
CITROEN	75	48	333	304
DACIA	-	6	-	33
DAF	-	30	1	283
DAF ¹	1	-	27	1
DAIHATSU	-	-	-	3
DFSK MOTOR CO.L	-	-	-	1
DODGE	-	-	-	3
FCA US LLC	-	-	-	2
FIAT	346	125	1,065	829
FIAT-IVECO	-	2	-	16
FORD	220	179	754	1,165
FORD ¹	3	-	32	1
GOUPIL	1	-	1	-
HYUNDAI	-	-	-	12
ISUZU	10	9	79	77
ISUZU ¹	-	-	2	-
IVECO	6	19	15	159
IVECO ¹	-	-	11	-
IVECO ²	-	-	-	1
IVECO MAGIRUS	-	3	-	13
JEEP	6	1	65	9
KASSBOHRER	1	-	1	-
KIA	-	-	-	5
KIEFER	-	-	-	1
LADA	-	1	-	1
LAND ROVER	-	-	2	6
LEVC	-	-	6	-
MAHINDRA	-	-	-	1
MAN	10	55	11	499
MAN ¹	-	-	15	1
MAXUS, LDV	-	1	7	1
MAZDA	-	1	-	15
MERCEDES	29	355	155	2,193
MERCEDES ¹	26	2	125	7
MERCEDES ²	-	-	1	1
MITSUBISHI	14	33	161	213
MITSUBISHI ¹	2	-	60	-
NISSAN	11	42	56	291
NISSAN ¹	1	-	1	-

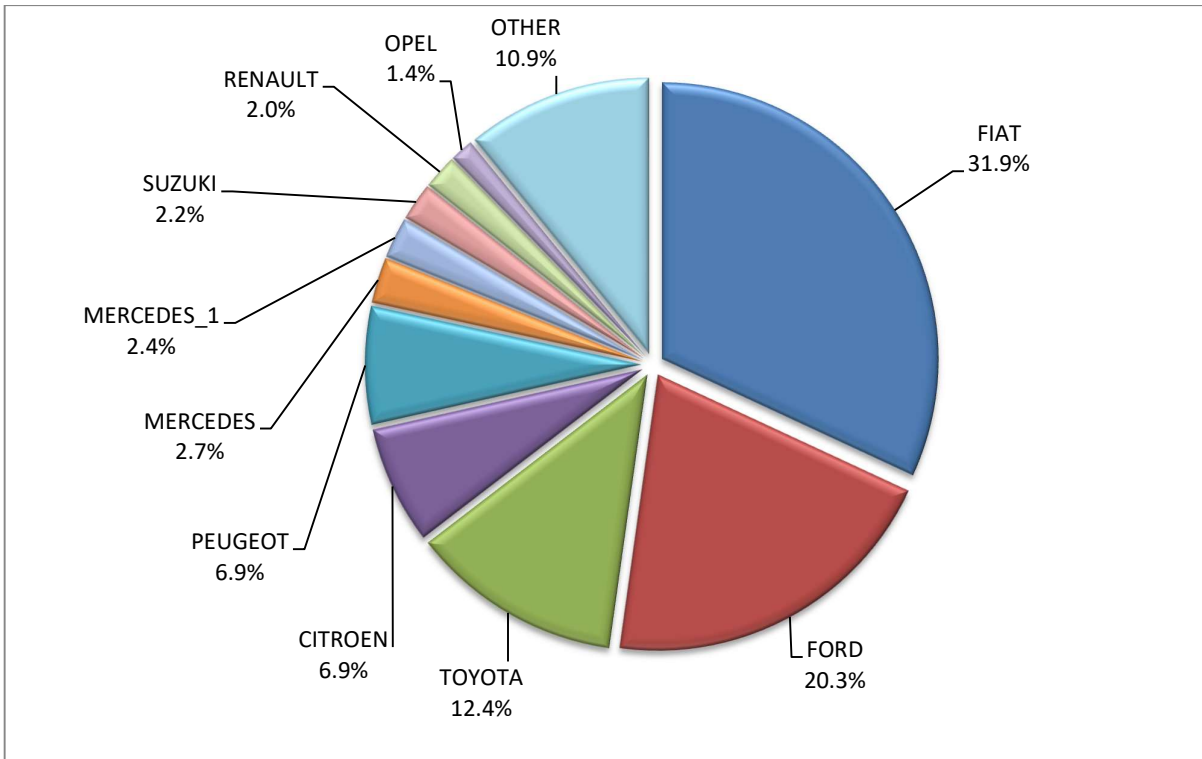
Table 5 (cont)
Sales of new and used lorries by make: June 2022 and January- June 2022

Make	Lorries			
	June		January- June	
	new	used	new	used
OPEL	15	49	251	352
OVRIGA	-	-	-	1
PEUGEOT	75	45	358	370
PEUGEOT ¹	15	-	15	-
PFAU	-	1	-	3
PIAGGIO	1	3	15	15
PIAGGIO ¹	4	-	10	-
POLARIS	-	-	1	-
RAM	-	-	-	1
RENAULT	22	97	66	691
SCANIA	1	36	10	393
SCANIA ¹	3	-	4	1
SEAT	-	-	-	1
SKODA	-	5	-	17
SSANGYONG	-	-	-	4
STEYER	-	-	-	1
STREET SCOOTER	-	1	-	1
SUZUKI	24	-	142	-
TECMEC A.E.B.E.	2	-	2	-
TERBERG	-	-	-	1
TOUMBAS D. & CO	1	-	1	-
TOYOTA	134	24	875	181
VOLKSWAGEN	13	46	105	361
VOLVO	11	77	41	599
VOLVO ¹	1	-	20	1
TOTAL	1,084	1,297	4,903	9,146

1 : With 2nd/3rd stage manufacturer in Greece.

2 : With 2nd/3rd stage manufacturer abroad.

Graph 10. Sales of new lorries by make (June 2022)



Graph 11. Sales of new lorries by make (January – June 2022)

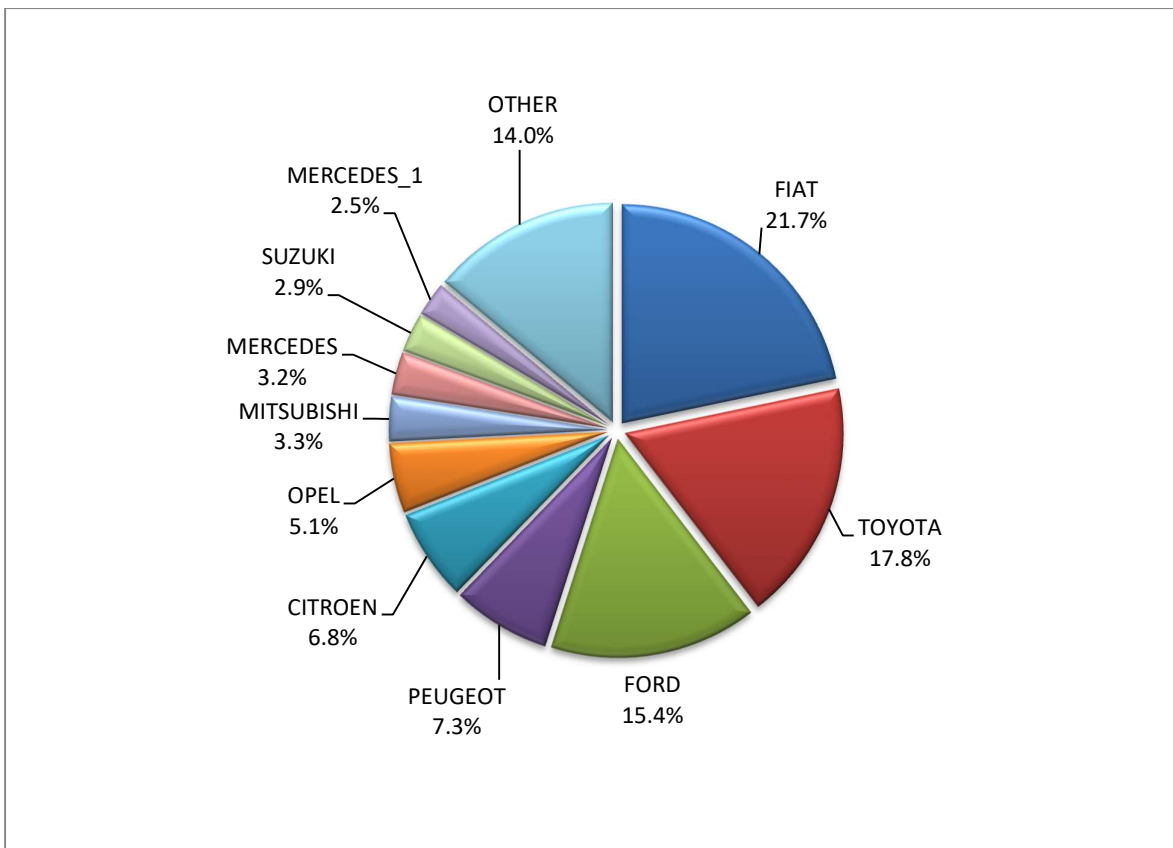


Table 6
Sales of new and used buses by make: June 2022 and January- June 2022

Make	Buses			
	June		January- June	
	new	used	new	used
AYATS	-	1	-	1
BOVA	-	4	-	23
DAF	-	-	-	1
EVOBUS	-	-	-	6
FIAT	-	-	-	1
FORD	2	-	14	11
FORD ¹	1	-	2	-
GULERYUZ	-	-	-	1
HEULIEZ BUS	-	-	-	1
IRISBUS	-	-	-	2
ISUZU, ANADOLU ISUZU, TURKUAZ, TURQUOISE, AIOS, AOS, GLOBUS	2	-	2	-
ISUZU, AOS, GLOBUS	-	-	3	-
IVECO	1	-	2	5
KARSAN	-	-	1	-
MAN	-	5	-	35
MAN/NEOPLAN	-	1	-	2
MERCEDES	-	35	-	285
MERCEDES ¹	17	1	77	3
MERCEDES ²	2	1	13	11
MERCUS	-	-	-	2
NEOPLAN	-	3	-	9
OTOKAR	-	-	-	4
RENAULT	-	1	-	2
SCANIA	-	3	-	6
SETRA	-	3	-	54
TEMSA	-	1	-	5
TEMSA SKODA SABANCI	1	-	1	-
UNVI	-	1	-	3
VAN HOOL	-	2	-	3
VOLVO	-	-	-	2
XIAMEN KING LONG	-	-	-	4
TOTAL	26	62	115	482

1 : With 2nd/3rd stage manufacturer in Greece.

2 : With 2nd/3rd stage manufacturer abroad.

Graph 12. Sales of new buses by make (January – June 2022)

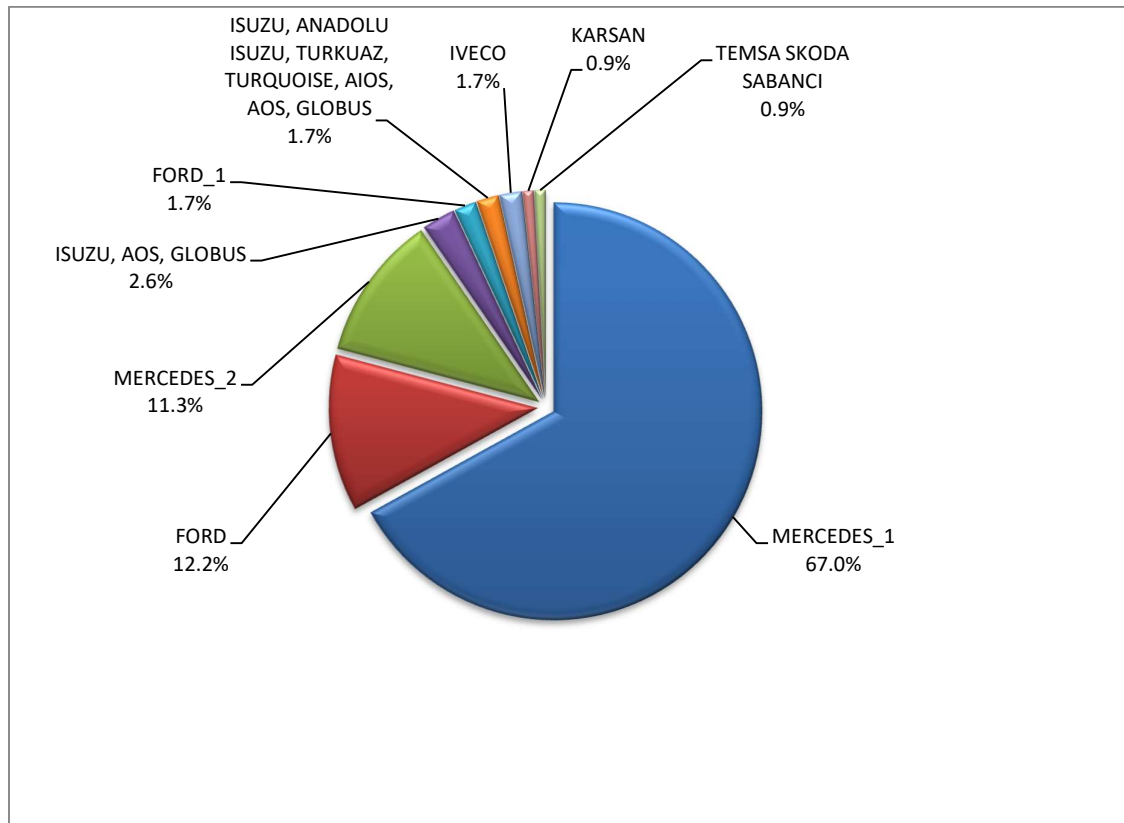


Table 7

Sales of new and used motorcycles by make or manufacturer: June 2022 and January- June 2022

Make	Motorcycles			
	June		January- June	
	new	used	new	used
ACCESS	-	1	-	1
ADIVA	-	1	-	1
AIDEA	-	-	1	-
APRILIA	93	11	301	41
ARENA, ELYX, MIFUN, VMOTO	1	-	4	-
ASKOLL	-	-	1	1
BAJAJ	7	-	46	1
BASHAN	1	-	2	-
BASHAN, AMGroup, AMGroup Bike, DON, RBIS, WORKER BEAR, Nomik ATV 2, APACHI, ISILDAR	1	-	13	-
BASHAN, APACHI, ISILDAR APACHI, ISILDAR, APACHE , ADVENTUREMOTORS	2	-	3	-
BELGARDA SPA	-	-	-	1
BENELLI	64	1	170	6
BETA	6	1	62	8
BMW	120	28	479	145
BOMBARDIER RECREATIONAL PRODUCTS ING (BRP)	2	-	8	1
BRIXTON	21	-	81	1
BSA	-	-	-	1
BUELL	-	-	-	3
CECTEK	-	-	2	-
CFMOTO	276	14	1,116	19

Table 7 (cont)

Sales of new and used motorcycles by make or manufacturer: June 2022 and January- June 2022

Make	Motorcycles			
	June		January- June	
	new	used	new	used
CFMOTO, MONDIAL	-	-	-	1
CHONGOIG	-	-	-	1
CHONGQING LIFAN	-	-	-	1
DAELIM	-	-	-	3
DAYANG, DAYTONA MOTORS, NIPPONIA, DOCKER, WAYEL, SUMCO, VEEROAD, CETUR, RUTEC	11	-	46	-
DAYANG, DAYTONA MOTORS, NIPPONIA, DYMOTO, DOCKER, VEEROAD, EVO MOTORS, SUMCO, CETUR, HANSOM	4	-	15	-
DAYANG, DAYTONA MOTORS, NIPPONIA, DYMOTO, VEEROAD, EVO MOTORS, MH MOTORCYCLES, FKM, FKMOTORS,	15	-	20	-
DAYANG, DAYTONA MOTORS, NIPPONIA, KUBA, VEEROAD, SUMCO, CETUR, RUTEC	113	2	508	3
DAYANG, DAYTONA MOTORS, NIPPONIA, VEEROAD	416	-	1,514	9
DAYANG, DAYTONA MOTORS, NIPPONIA, VEEROAD, DOCKER	85	-	391	1
DAYANG, ECOCREMO, ECOOTER, ECOOTOR,AGM, ORCAL, SUMCO	1	-	4	-
DAYANG, NIPPONIA, DAYTONA MOTORS, VEEROAD, SUMCO, DOCKER, MH MOTORCYCLES	5	-	30	-
DAYTONA	16	-	58	-
DMEMOTO, Elyx Smart, OPAI, DME	3	-	7	-
DUCATI	17	6	84	33
E-BROH	-	-	1	-
ECOOTER, ETRIX, AGM, DRAX, ORCAL, SUMCO	2	-	6	-
EFUN, ZAP	15	-	41	-
EMBUGGY, VINTAGE, EVANGEL	4	-	22	-
E-MOKE	1	-	1	-
FANTIC MOTOR	-	-	4	-
FD MOTORS, FASPIDER, Daytona Motors, EVO Motors, Veeroad	18	-	46	-
FD MOTORS, FASPIDER, DAYTONA MOTORS, NIPPONIA, QUANTYA	12	-	21	-
FULU, LICH	-	-	1	-
GASGAS	3	1	15	3
GENERIC, EXPLORER, MALANCA, KSR Moto Austria, Motron Motorrad	5	-	24	-
GILERA	-	-	-	2
GILERA, PIAGGIO	-	-	-	1
GOLDEN LION, SAKURA, ARTISAN, ETALIAN, E-mio, Fauro, Kito, Varaneo, Viverra	-	-	1	-
GPX	-	-	1	-
HARLEY DAVIDSON	5	5	9	52
HONDA	1,543	114	6,157	508
HOOOON, PICKMAN	1	-	2	-
HORWIN	1	-	3	-
HSUN, HISUN, APACHI, Mx, MASAI, HYTRACK, TRAPPER, PUMAREX, GEON, ASYAMOTOR, DAYTONA MOTORS, KRAL	-	-	3	2
HUSQVARNA	14	1	65	15
HYOSUNG	-	-	1	-
IANYING, TYM, XINBEN, TEYIN, RIYA,ONGYUNDA, SANBEN, ALFA, Senzo, La Souris, TCB, KENTOYA	-	-	3	-
INDIAN MOTORCYCLE	-	-	10	2
ITALJET	1	-	4	-
JCADI, TILGREEN, Grupo Invicta MOTOR, e-broh, FAURO	-	-	2	-
JIANSHE	-	-	-	1
JIAYUAN	19	1	38	2
JINCHENG	4	-	4	-

Table 7 (cont)

Sales of new and used motorcycles by make or manufacturer: June 2022 and January- June 2022

Make	Motorcycles			
	June		January- June	
	new	used	new	used
JINYI, JINYI MOTOR, DAYI MOTOR, AMGroup, AMGroup Bike, Twister Wheel, GREENWOLKE	-	-	1	-
JNEN, JUNENG, ZIPP, MOTORAN, HORS	7	-	7	-
KAWASAKI	4	8	22	40
KEEWAY	-	-	-	1
KENBO	1	-	1	-
KL	-	1	-	1
KREIDLER	-	1	-	1
KSR MOTO AUSTRI	6	-	18	-
KTM	27	19	190	79
KUBA, MH MOTORCYCLES, MGB, SHINERAY, Daytona Motors, MASH	10	-	24	-
KWANG YANG	-	1	-	5
KYMC	404	71	1,076	354
LAMBRETTA	4	-	17	-
LIFAN	-	1	-	1
LIFAN, HONLEI, QIPAI, SKYGO, GTS, PINK, Daytona MOTORS	1	-	3	-
LIFAN, HONLEI, SKYGO, BISAN-LIFAN	1	-	1	-
Lingzhida, LINZDA, LINDN, LINYI, LONGMAO, NLIGHT	6	-	14	-
LINHAI	-	10	1	11
LINHAI, KUBA, LHY	-	5	-	5
LINHAI, SINNIS	-	-	7	-
LONCIN	-	1	-	1
LONCIN, KINLON, LONGTING, KUBA, YUKI, MONDIAL, STMAX, KANUNI, MOTORAN, ASYA, QUSWA, PUMAREX, RALLY USA, MOD, CCM	21	-	24	-
LONCIN, KUBA, RKS, ITALIKA, SUNRACE, SKY, MALAGUTI, SUPERBIKE, ROCKET, NOVELBAT, TIGREMOTO, GREEN, TRIDIAMOND	1	-	9	-
LONCIN, KUBA, RKS, ITALIKA, VOG, SUNRACE, SKY, MALAGUTI, ROCKET, SUPERBIKE, NOVELBAT, TRIDIAMOND	61	-	157	-
LONCIN, VOG, KUBA, RKS, ITALIKA, SUNRACE, SKY, MALAGUTI, SUPERBIKE, ROCKET, NOVELBAT, TIGREMOTO, GREEN	7	-	40	3
LONGJIA, ORCAL, NECO	27	-	137	-
LONGJIA, ORCAL, NECO, ALFASCOOTERS, VGA, ROMET MOTORS, RYMCO, ASUS, OVER, CAROLYN, KANUNI, BTC, TURBHO, ITALMOTO	13	1	15	1
LONGJIA, ORCAL, NECO, VGA, Gemini	7	-	21	-
LVNENG, SKAND, VEMO, SMARTWAY, IVA, HYPE-BIKE, SENZO, MONASSO, genergia	-	-	4	-
MACBOR, RVM, COLOVE, ORCAL, DAYTONA MOTORS, ZF-KY, Lexmoto, OVER BIKES, YUKI, AJS	16	-	76	-
MALAGUTI	23	3	191	7
MBK	-	1	-	1
MELEX	1	-	4	-
MGK HM	132	1	193	2
MILG	1	-	1	-
MODEN, BTC, Motowell, COLIBRI,VIARELLI	1	-	1	-
MOTO GUZZI	9	2	40	4
MOTO MORINI	1	-	13	-
MOTRON MOTORRAD, ZONGSHEN	1	-	3	-
MV AGUSTA	1	-	6	2
NACIONAL MOTOR SAU	-	-	-	1
NEV, N, FLYBO, JM, MALON, Herox, Baoya, ZILENT	-	-	-	1
NIU, NUUV	9	-	35	1
OPAI	1	-	1	-

Table 7 (cont)

Sales of new and used motorcycles by make or manufacturer: June 2022 and January- June 2022

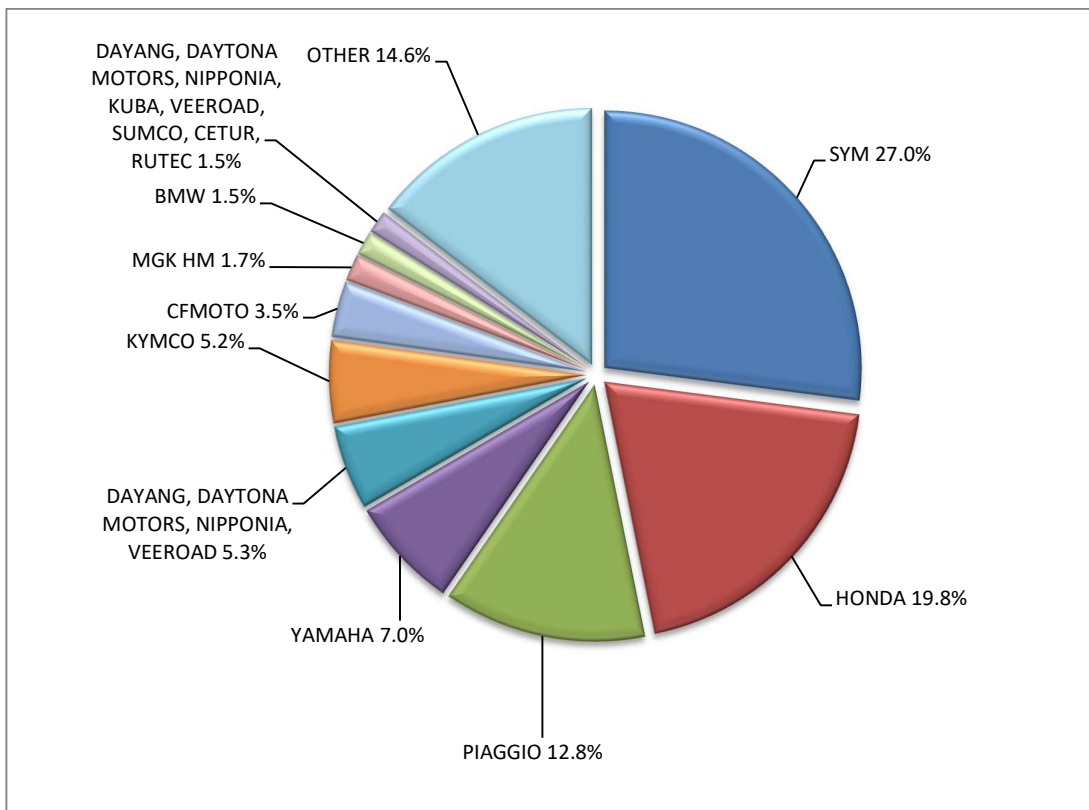
Make	Motorcycles			
	June		January- June	
	new	used	new	used
ORCAL, SOMOTO, AJS, SENKE, HERALD, ITALJET, WACCO, MOTOBİ, CLEVELAND CYCLEWERKS ACE, MERCURY, SAXXX,SFM	-	-	1	-
PEUGEOT	2	5	7	20
PGO	-	1	-	1
PIAGGIO	994	62	3,759	274
PIONEER, LEXMOTO, PULSE,BULLIT, HERALD, WOTTAN, EURO MOTORS, VERVEMOTO, SP BIKE, EXPLORER, RIDE	1	-	1	-
POLARIS	21	-	74	1
QINGQI, I-MOTO	-	-	1	-
QINGQI, KADIRGA	-	-	3	-
QINGQI, PIONEER, KENROD, PEUGEOT	-	-	-	1
QJ, QJIANG, KEEWAY, LEONE, KUBA, RKS, BENELLI, VENGO	2	-	13	2
QJ, QJIANG, KEEWAY, LEONE, KUBA, RKS, TELL, EMPIRE KEEWAY, BENELLI, VENGO	1	-	13	-
QUADRO, QUADRO VEHICLES	-	-	1	-
RAY ELECTRIC MOTORS	-	-	2	-
REDMOTO	1	-	1	1
RENAULT	-	1	-	7
RENLI	-	-	6	-
RIEJU, DRAC	-	-	1	-
ROYAL ENFIELD	23	-	76	-
Royalloy, Royal Alloy, RA, SCOMADI, VALENTINO, VALENTINO MOTORI	1	-	12	-
RVM, MACBOR, COLOVE, ORCAL, DAYTONA MOTORS	-	-	1	-
SAKURA, GOLDEN LION, ARTISAN, Fauro, ETALIAN, Viverra, Varaneo, Kito, E-mio, velca, E.F.O	1	-	10	-
SAKURA, GOLDENLION, E.F.O., Fauro, Viverra, Nitrox, STRELLA City, Artisan	1	-	3	-
SAN YANG	-	1	-	5
SCUTUM, ETRIX, SILENCE	7	-	7	-
SEGWAY	38	-	57	-
SENKE, SENKO, SENKI, SENKY, HALI, JIETOUBAWANG, NANLIAN, XINHAI,PGO, SENKE. HALI	-	-	3	-
SHANYANG, ATLAS PANTHER, YAMAZUKI MOTO, MOTORKING, Hirlee, XB	1	-	16	-
SHARE'NGO, ZHIDOU, ZD	1	-	6	-
SHENGWO NEW ENERGY, YUKI	-	-	18	-
SHERCO	3	-	10	2
SHINERAY, SWM	1	-	3	-
SILENCE, SCUTUM, ETRIX	17	-	32	-
SI-ZWEIRAD	-	-	-	1
SKYTEAM	-	-	-	1
SKYTEAM, SACIN, CSR, METALCO, SOKUDO, BAZUKA, MINICO, MOTOSBASI, MOTOS BORDOY, SUMKO, ROXON, MONKEY BIKES	-	-	13	2
SUKIDA, RARIRO, KAIER, HAOJIAN	-	-	1	-
SUZUKI	32	23	209	106
SWM	1	-	2	-
SYM	2,106	28	7,603	118
TARO, JUNAK, BARTON MOTORS, ORCAL, Lexmoto, MITT, NECO, WOTTAN, MAGPOWER, ADAMOTO, MAXON, MAX-ON, TRMOTOR, CHUANL	40	-	162	-
TARO,TRMOTOR, CHUANL, JUNAK, BARTON MOTORS, ORCAL, Lexmoto, MITT, NECO, WOTTAN, MAGPOWER, ADAMOTO MOTORCYCLES	2	-	7	-
TAURIS	-	-	-	1
TAYO, HAOJIANG, ZHONGYU, THUMP, THUMPSTAR, KIDEN, ZONTES, Junak, SENKE, TANNY, TYAN, ROMET, ROMET MOTORS, ROUTER	91	1	237	3

Table 7 (cont)

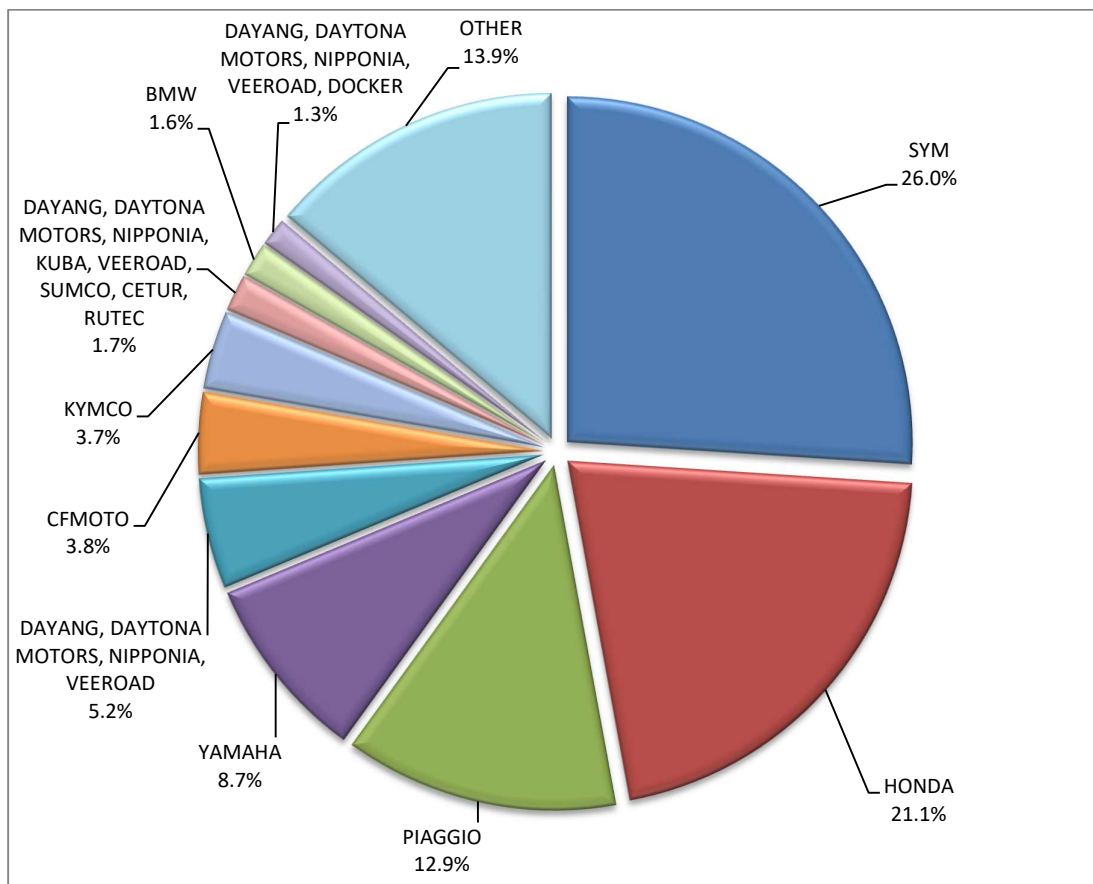
Sales of new and used motorcycles by make or manufacturer: June 2022 and January- June 2022

Make	Motorcycles			
	June		January- June	
	new	used	new	used
TAYO, ZONTES, KIDEN, Haojiang, ZHONGYU, Sharpon, TANNY, TYAN, Senke, BETA, Daytona Motors	20	1	92	2
TGB	12	3	17	4
TIANYING, RIYA, HONGYUNDA, TYM, HONLING, TAMCO, ALISON, DMK MOTORS, WLIE, LEEWAY, WLXQ, AP Gmoto, ALFA	1	-	5	-
TINBOT, KOLLTER, MASAI, INTO, VIARELLI, EDRIVE, DuroCar, MGK HM, Fauro, BRINCO	3	-	3	-
TM RACING	-	-	1	-
TORROT, QUADRO VEHICLES	-	-	6	-
TRIUMPH	27	2	155	13
VMOTO, E-MAX, FMC, CSR, ROADSIGN, KENTOYA, JINYING, GOES, VETRIX, DAO, VENGO, TELL	1	-	1	-
VMOTO-SOCO, E-MAX, VMOTO, SUPER SOCO	6	-	27	-
VOLTA, REVOLT, VTA, APEC, FAHR, PEAK	-	-	1	-
VOLTA, VTA, REVOLT	2	-	17	-
WONJAN, SAMADA	-	-	2	-
WONJAN, THRUST MOTOR, WMOTO, KEEWAY, TD	-	-	-	1
WUZHENG	1	-	1	-
XEV, X, XEV YOYO	2	-	2	-
XGJAO	-	-	-	1
XGJAO, ZIPP, TOROS, ROMET, ROMET MOTORS, ROUTER, VEEROAD, DAYTONA MOTORS, GEMINI, MH MOTORCYCLES, MTG MOTORS	1	-	5	-
XINRI, SUNRA, APACHI, ISILDAR, ISILDAR APACHI, Wayscral, KRAL	19	-	45	-
XY	-	-	-	1
YADEA	2	-	2	-
YAMAHA	548	114	2,555	514
YASAN MOTOR, Kito	-	-	2	-
YINGANG, BENYI, ROMET MOTORS, YUKI, ROUTER, MOTORAN, DAYTONA MOTORS, M1NSK, HAMACHI, KUBA, MONDIAL	1	-	4	-
YINXIANG, MONDIAL, GEMINI, TCB	4	-	4	-
YIYING, BENZHOU, TRUVA	-	1	-	1
ZERO MOTORCYCLES	2	-	7	-
ZHEJIANG QIANJ.	-	1	-	1
ZHIDOU, SHARE'NG	-	1	-	1
ZHONGNENG, ZNEN, AGM, AJS, YUKI, COLIBRI, EUROCKA, BTC, NOVA MOTORS, LEXMOTO, Actionbikes Motors	1	-	7	-
ZHONGNENG, ZNEN, AGM, BTC, CLS, COLIBRI, DAYTONA MOTORS, DERRACE, DOCKER, JM MOTORS, KUBA, La souris, LEXMOTO	14	-	56	-
ZONGSHEN, Lexmoto, ICONE, VORTEX, M1NSK, MACBOR, MONDIAL, ROMET MOTORS, SINNIS, SPARKSTER, OVER BIKES	-	-	3	-
ZONGSHEN, ZIP STAR, Lexmoto, ICONE, VORTEX, M1NSK, MACBOR, MONDIAL, ROMET MOTORS, SINNIS, SPARKSTER, OVER BIKES	1	-	11	-
ZONGSHEN, ZIPSTAR, ZEALSUN, KENTO	1	-	3	-
TOTAL	7,789	558	29,209	2,477

Graph 13. Sales of new motorcycles (June 2022)



Graph 14. Sales of new motorcycles (January – June 2022)



EXPLANATORY NOTES

Survey on the issuing of new road motor vehicle circulation licenses	The survey on the issuing of new motor vehicle circulation licenses is a census survey. The released data give information, at country level, on the brand and type of the motor vehicle, as well as whether it is new or used. The survey does not include vehicles that move on rails, trolley busses, agricultural tractors and machinery. In addition, the following are excluded: all motor vehicles of the Armed Forces, Police, Fire Brigade, State Services, Diplomatic Corps, Foreign Missions, and Invalids of Wars, as well as motorcycles with a cylinder capacity less than 50 cc.
Legal basis	Law 3832/2010
ReferencePeriod	June 2022
Coverage	The production of monthly data is based on the registers held by the Ministry of Infrastructure, Transport and Networks, which records all the monthly changes observed in the vehicle registration licenses at country level.
Definitions	<p>Road motor vehicle is any vehicle that, irrespective of the number of wheels, is moved by an engine and is designed to transport persons or cargo or both of them, either they are on the same single vehicle or on a trailer carried by the main motor vehicle.</p> <p>New road motor vehicle is any motor vehicle that is registered for the first time in Greece during the reference month and has not been put into circulation in any other country.</p> <p>Used motor vehicle is any motor vehicle that is registered for the first time in Greece and has been imported as a used one from abroad</p> <p>Passenger motor vehicle: it is a motor vehicle designed to carry mostly people, having no more than 9 seats, including the driver's seat.</p> <p>Bus: it is a motor vehicle, which is designed to carry mostly people, having more than 10 seats, including the driver's seat. In the corresponding tables of this Press Release, this category also includes articulated buses.</p> <p>Lorry: it is motor vehicle designed to carry mostly cargo. In the corresponding tables of this Press Release, this category also includes tractors, tow trucks, articulated tractors, and trucks with trailers.</p> <p>Motorcycle: any two-wheeled motor vehicle, with or without sidecar, with maximum authorized design speed over 45 km/h, or in case it is powered by a combustion engine, with a cylinder capacity of 50 cc or over. In the corresponding tables of this Press Release, this category also includes the three-wheeled motor vehicles – motor tricycles.</p> <p>Tricycle motor vehicle: it is a motor vehicle with three symmetrical wheels with maximum authorized design speed over 45 km/h, or in case it is powered by a combustion engine, with a cylinder capacity over the 50 cc. This category also includes four-wheel vehicles, except the light four-wheel motorcycles, whose empty vehicle tare (excluding the weight of the fuel or mixture of fuel-oil or the weight of the batteries for electric cars) is up to 400 kg in the case the vehicle is designed for passenger use or up to 550 kg in case the vehicle is designed to carry cargo and whose engine is up to 15KW.</p>
Methodology	Exhaustive Survey. The primary data derive from the Ministry of Infrastructure, Transport and Networks and are based on the issuing of new circulation licenses as they are registered by the Regional Offices for Transport and Communications.
References	More information (graphs, tables) concerning the survey on the issuing of new motor vehicle circulation licenses are available on the webpage of ELSTAT, www.statistics.gr , under the link http://www.statistics.gr/en/statistics/-/publication/SME24/-