



PRESS RELEASE

SURVEY ON ACTS OF ADOPTION, 2021

The Hellenic Statistical Authority (ELSTAT) announces the data of the Survey on Adoptions, with reference year the year 2021.

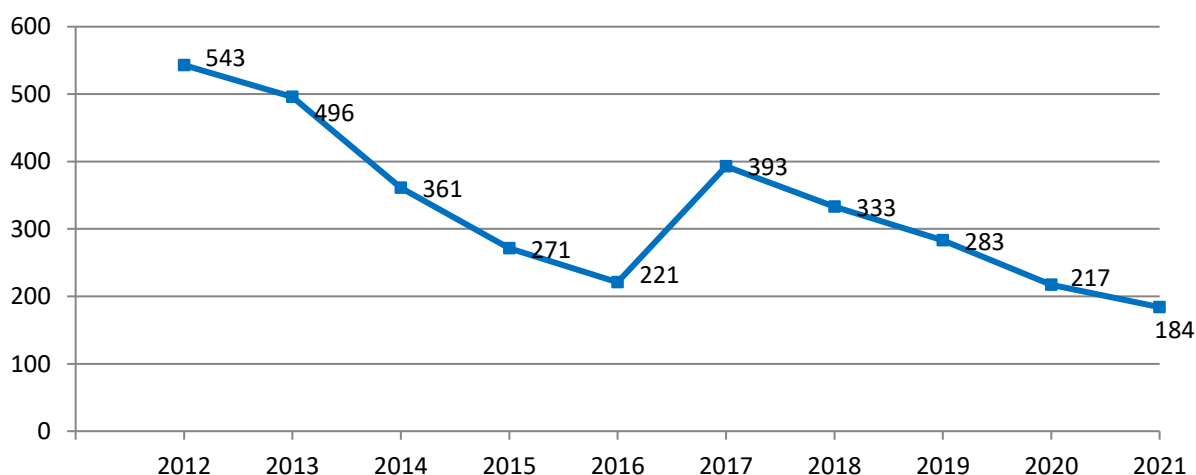
On the basis of available survey data, in 2021, the total number of acts of adoptions amounted to 184, recording a 15.2% decrease in comparison with 2020, when the number of acts of adoption was 217 (Table 1).

Table 1. Acts of adoption by NUTS 1 Regions and adoptions of the International Social Service, 2020 and 2021

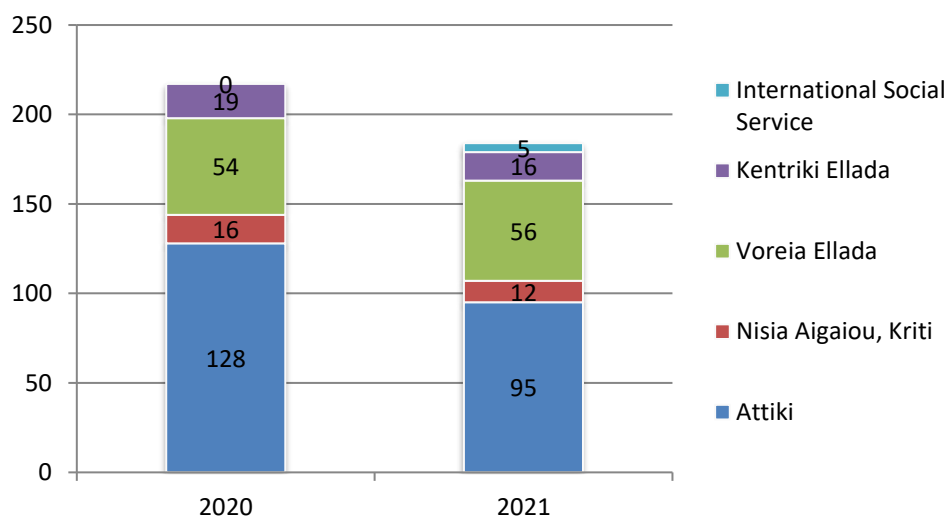
Regions	2020	2021	Change (%) 2021/2020
Attiki	128	95	-25.8
Nisia Aigaiou, Kriti	16	12	-25.0
Voreia Ellada	54	56	3.7
Kentriki Ellada	19	16	-15.8
Total	217	179	-17.5
Adoptions under the International Social Service*	0	5	100.0
Γενικό σύνολο	217	184	-15.2

*Transnational adoptions under the Hague Convention.

Graph 1. Acts of adoption, 2012-2021



Graph 2. Acts of adoption by NUTS 1 Regions and adoptions of the International Social Service, 2020 and 2021

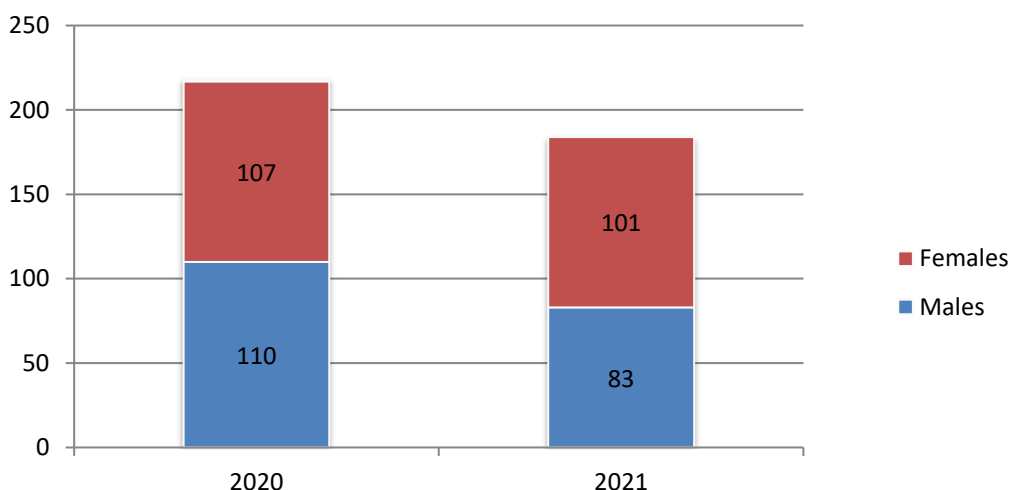


On the basis of available survey data, in 2021 the adoptions of females amounted to 101, while the adoptions of males to 83, recording a decrease of 5.6% and 24.5%, respectively, in comparison with 2020. (Table 2, Graph 3).

Table 2. Acts of adoption by gender of adoptees, 2020 and 2021

Gender	2020	2021	Change (%) 2020/2021
Males	110	83	-24.5
Females	107	101	-5.6
Total	217	184	-15.2

Graph 3. Acts of adoption by gender of adoptees, 2020 and 2021

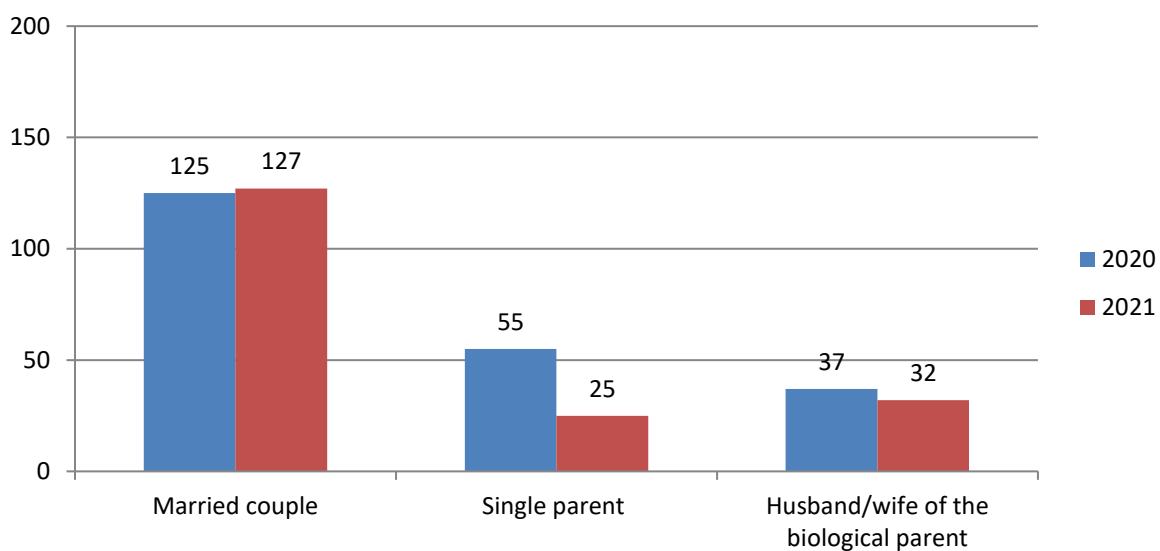


The adoptive parents are mostly married couples (husband and wife) (Table 3, Graph 4). In 2021, the adoptions by married couples increased by 1.6% in comparison with 2020. A significant decrease (54.5%) was recorded for adoptions by single parent family.

Table 3. Acts of adoption by type of adoptive parents, 2020 and 2021

Type of adoptive parents	2020	2021	Change (%) 2021/2020
Married couple	125	127	1.6
Single parent family <i>Of which</i>	55	25	-54.5
<i>Only father</i>	27	6	-77.8
<i>Only mother</i>	28	19	-32.1
Husband/wife of the biological parent	37	32	-13.5
Total	217	184	-15.2

Graph 4. Acts of adoption by type of adoptive parents, 2020 and 2021

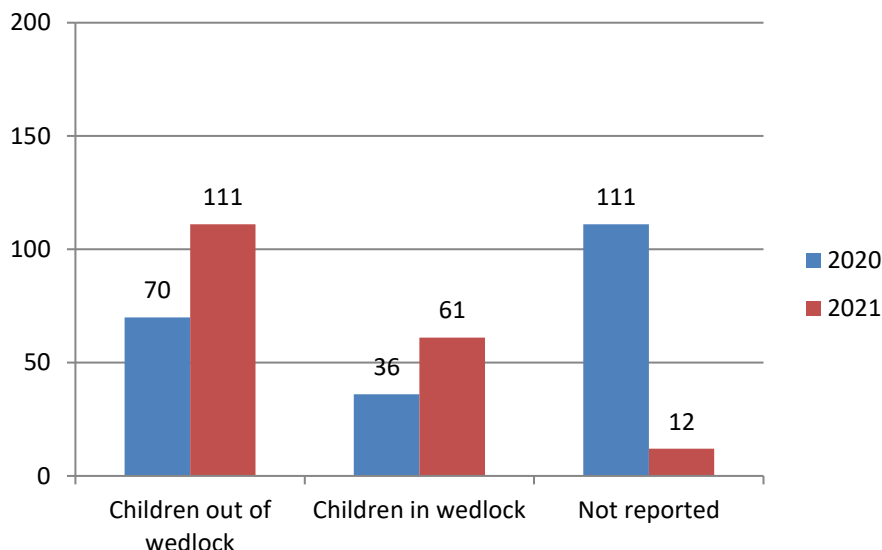


As regards the legal status of the biological parents of the adoptees, on the basis of the available data it is observed that most of the adoptees are children out of wedlock (Table 4, Graph 5). A significant increase observed in the number of adoptions in 2021, compared with 2020, was for children in wedlock, namely by 69.4%.

Table 4. Acts of adoption by legal status of the biological parents of the adoptees, 2020 and 2021

Legal status	2020	2021	Change (%) 2021/2020
Children out of wedlock	70	111	58.6
Children in wedlock	36	61	69.4
Not reported	111	12	-89.2
Total	217	184	-15.2

Graph 5. Acts of adoption by legal status of the biological parents of the adoptees, 2020 and 2021

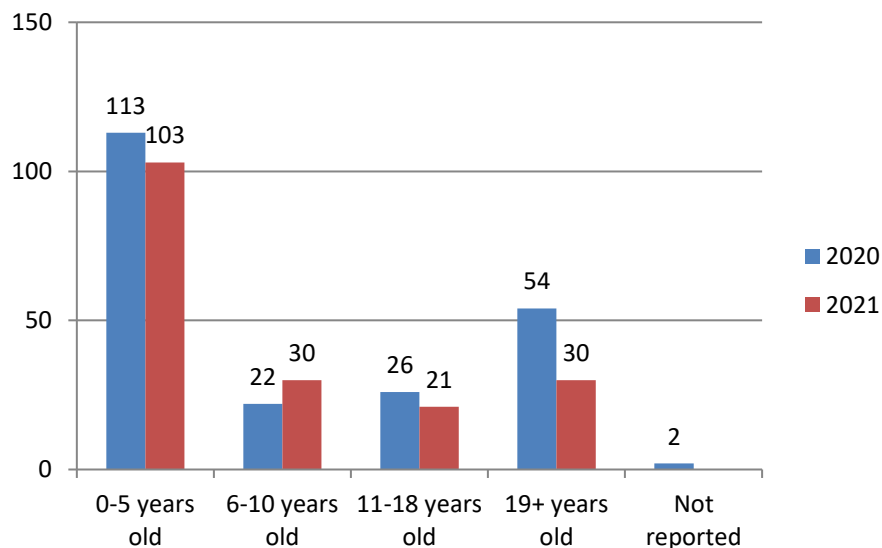


As regards the age of the adoptees, in 2021, the majority of acts of adoption (56%) refer to children belonging to the age group 0-5 years (Table 5, Graph 6). In 2021, it was observed a decrease in the number of adoptions in all age groups except for the 6-10 age group in which there was an increase of 36,4%.

Table 5. Acts of adoptions by age group of adoptees, 2020 and 2021

Age group	2020	2021	Change (%) 2021/2020
0-5	113	103	-8.8
6-10	22	30	36.4
11-18	26	21	-19.2
≥19	54	30	-44.4
Not reported	2	0	-100.0
Total	217	184	-15.2

Graph 6. Acts of adoption by age group of adoptees, 2020 and 2021



EXPLANATORY NOTES

Survey on acts of adoption The number of acts of adoption is based on the judicial decisions recorded throughout Greece during one calendar year, by NUTS 1 Region, gender, age group, category of adopters and legal status of the adoptees.

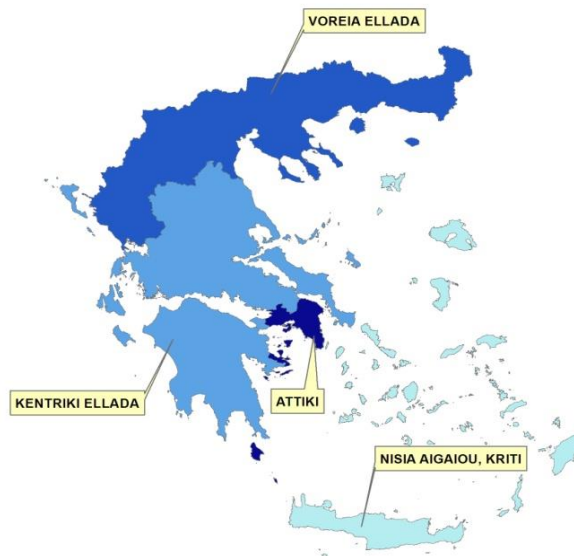
Reference period The survey results refer to the period January-December 2021.

Coverage Greece total.

NUTS 1 Regions in Table 1 are further broken down as follows:

- “Attiki”
- “Nisia Aigaiou, Kriti” includes islands of Voreio Aigaio, islands of Notio Aigaio and Kriti
- “Voreia Ellada” includes Anatoliki Makedonia and Thraki, Kentriki Makedonia, Dytiki Makedonia and Ipeiros.
- “Kentriki Ellada” includes Thessalia, Dytiki Ellada, Kentriki Ellada, Peloponnisos and Ionia Nisia.

Maps of 4 NUTS 1 Regions of Greece



Methodology The survey is a census survey and the data derive from the National Register of Adoptions of the National Centre for Social Solidarity (EKKA). The category “not reported” includes adoptions for which basic information is available but the specific variable is missing.

References More information on the Survey on Acts of Adoption can be found on the website of ELSTAT at the following link:
<http://www.statistics.gr/en/statistics/-/publication/SHE33/->