



HELLENIC REPUBLIC
HELLENIC STATISTICAL AUTHORITY

Piraeus, 9 December 2019

PRESS RELEASE

SURVEY ON CULTURAL ACTIVITIES OF THE MINISTRY OF CULTURE AND SPORTS, 2018

The Hellenic Statistical Authority (ELSTAT) announces the data of the 2018 Survey on Cultural Activities of the Divisions of the Ministry of Culture and Sports. The survey is conducted since 1970 and presents the activities of several units of the Ministry of Culture and Sports.

Five (5) concise tables and the relevant graphs are presented below, illustrating some of the data collected by the survey during the last years.

On the basis of the latest available data deriving from the survey conducted in 2018, it is observed that:

- 11 properties of archaeological interest were expropriated by the Division of Supply, Infrastructure and Materials Management of the Ministry of Culture and Sports and the relevant compensation paid amounted to 1,490,000 euro, recording a decrease as regards the expropriated properties, in comparison with 2017 (Table 1, Graph 1).
- The receipts of the Archaeological Receipts and Expropriations Fund, in 2018, amounted to 2,428,796 euro, recording a decrease in comparison with the corresponding receipts in 2017 (Table 2, Graph 2).
- The subsidies granted to cultural entities, such as museums, art galleries, theatre, film and classical dance associations, municipal and regional theatres, etc. amounted to 57,370,619 euro in 2018, thus recording an increase in comparison with the subsidies granted in 2017 (Table 3, Graph 3).
- In 2018, the teaching personnel of vocational theatre, dance, film and music schools and conservatoires amounted to 9,240 persons, the number of students to 61,076 and the number of graduates, obtaining a diploma or relevant degree, to 1,806. In comparison with the corresponding data of 2017, an increase is observed as regards the teaching personnel and the number of students and a decrease as regards the number of graduates, obtaining a diploma or relevant degree (Table 4, Graph 4).
- In 2018, there was no financial support of conferences by the Ministry of Culture and Sports (Table 5, Graph 5).

Information on methodological issues:

Sectoral Statistics Division
Tourism and Cultural Statistics Section
Head of the Section: Asimina Katri
Tel: +30 213 135 2168
Fax: +30 213 135 2947
e-mail: a.katri@statistics.gr

Information for data provision:

Tel. +30 213 135 2022, 2308, 2310
e-mail: Data.dissem@statistics.gr

Table 1. Expropriated Properties of Archeological Interest and Compensation Paid (2008-2018)

Year	Expropriated Properties	Compensation Paid
2008	36	8,419,678
2009	30	7,311,497
2010	54	10,852,417
2011	13	2,237,270
2012	6	1,837,305
2013	6	1,084,544
2014	4	523,516
2015	19	2,070,622
2016	15	8,914,740
2017	11	4,453,169
2018	11	1,490,000

Graph 1. Expropriated Properties of Archeological Interest and Compensation Paid (2008-2018)

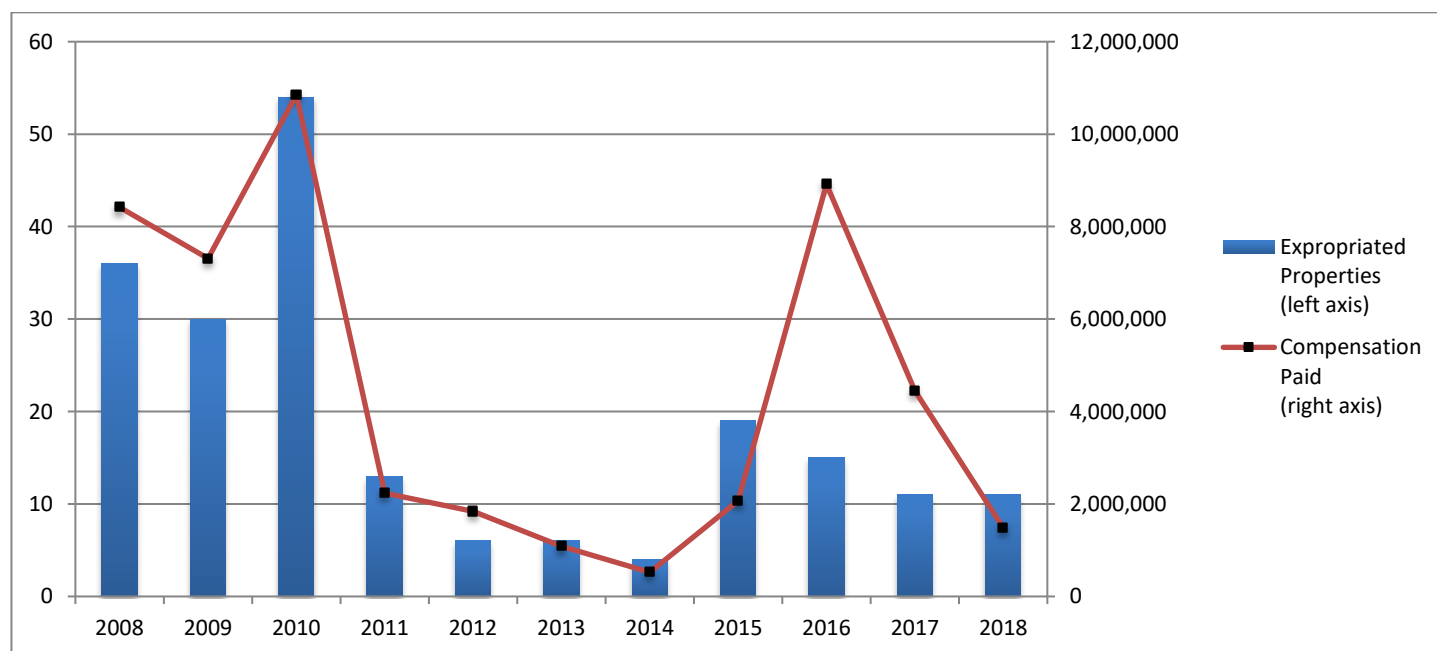
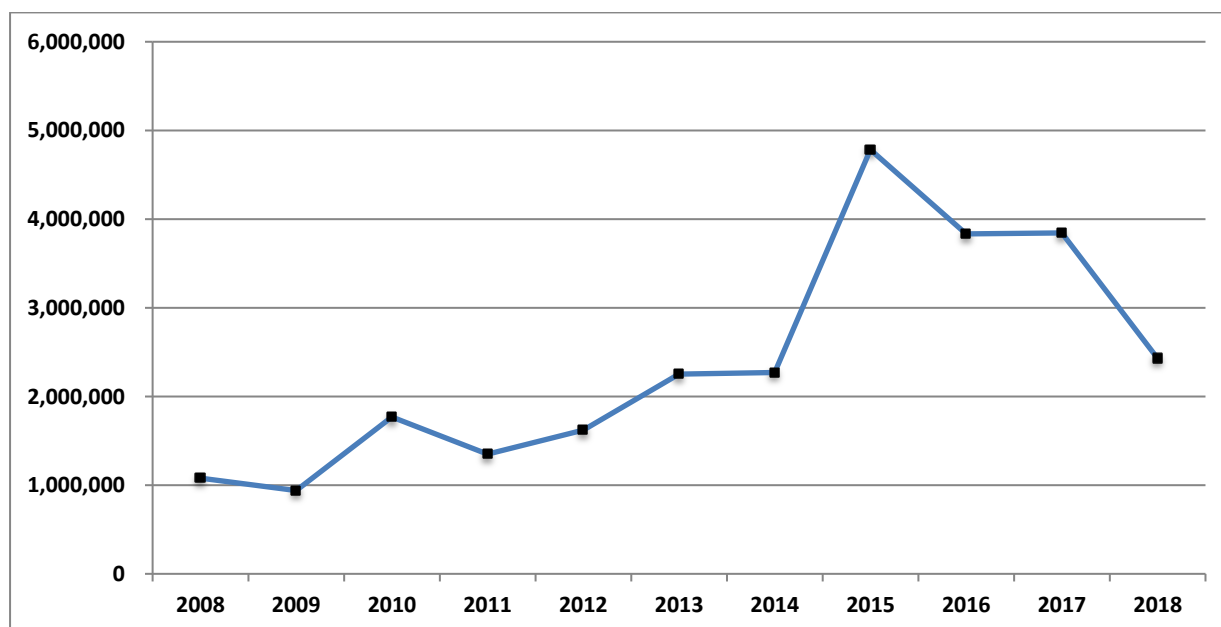


Table 2. Receipts¹ of the Archaeological Receipts and Expropriations Fund (2008-2018)

Receipts of the Archaeological Receipts Fund (euro)	
2008	1,078,227
2009	939,290
2010	1,767,226
2011	1,350,387
2012	1,619,108
2013	2,251,283
2014	2,271,147
2015	4,783,193
2016	3,834,389
2017	3,844,173
2018	2,428,796

Graph 2. Receipts¹ of the Archaeological Receipts and Expropriations Fund (2008-2018)

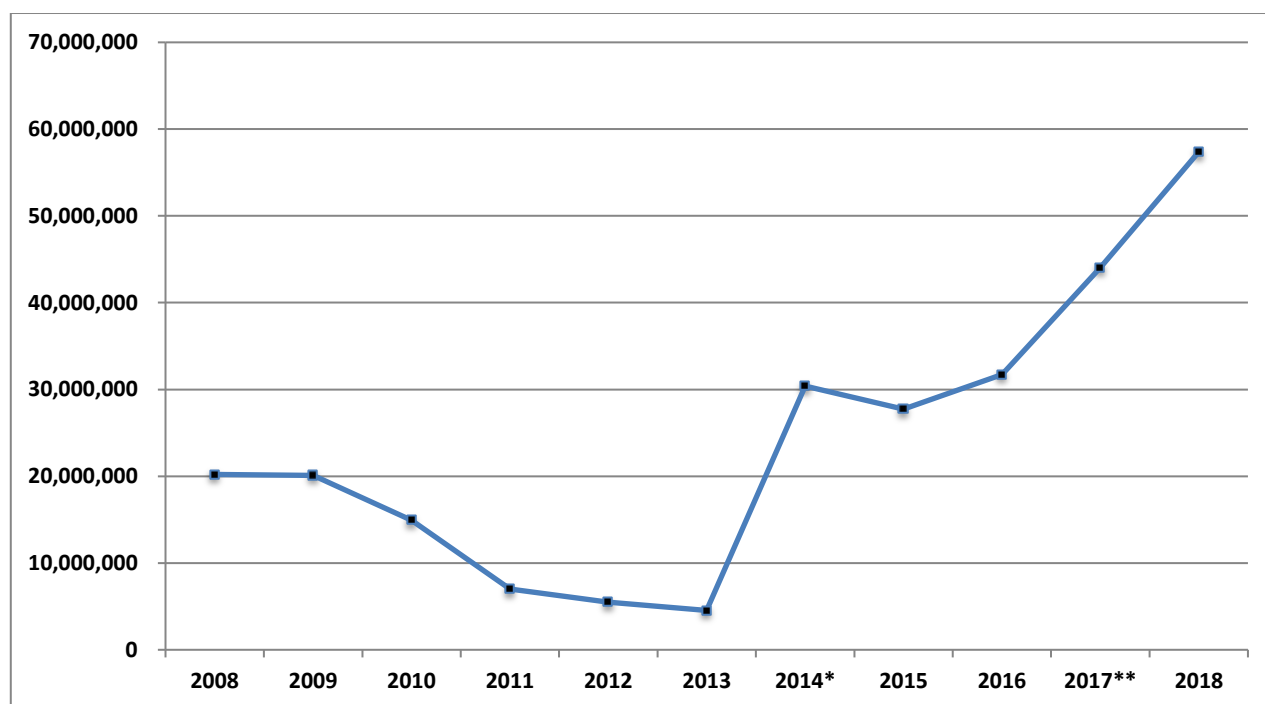


¹ The receipts of the Archaeological Receipts Fund refer to duties collected from licenses for photographing and filming museums and archaeological sites, from the sales of masters and replicas of archaeological objects, sales of brochures and other printed material, etc.

Table 3. Subsidies granted to cultural entities (2008-2018)

Subsidies granted to cultural entities (euro)	
2008	20,197,749
2009	20,086,000
2010	14,926,520
2011	7,002,531
2012	5,492,362
2013	4,535,050
2014*	30,373,781
2015	27,723,841
2016	31,727,055
2017**	44,024,885
2018	57,370,619

Graph 3. Subsidies granted to cultural entities (2008-2018)



* From 2014 onwards, the data on subsidies provided by the Ministry of Culture and Sports also include subsidies to film and music entities.

** Revised data due to the transmission of additional data by the Ministry of Culture for reference years 2017, pertaining to subsidies on musical and theatrical bodies.

**Table 4. Teaching personnel, Students and Graduates
of vocational theatre, dance and music schools and conservatoires (2011- 2018)**

	Teaching Personnel	Students	Graduates
2011	9,138	59,352	377
2012	8,423	52,247	1857
2013	7,105	46,334	2,593
2014	8,025	55,142	2,032
2015	7,276	51,777	2,039
2016	8,601	53,700	2,568
2017	8,341	56,390	2,591
2018	9,240	61,076	1,806

**Graph 4. Teaching personnel, Students and Graduates of vocational theatre, dance and music
schools and conservatoires (2011- 2018)**

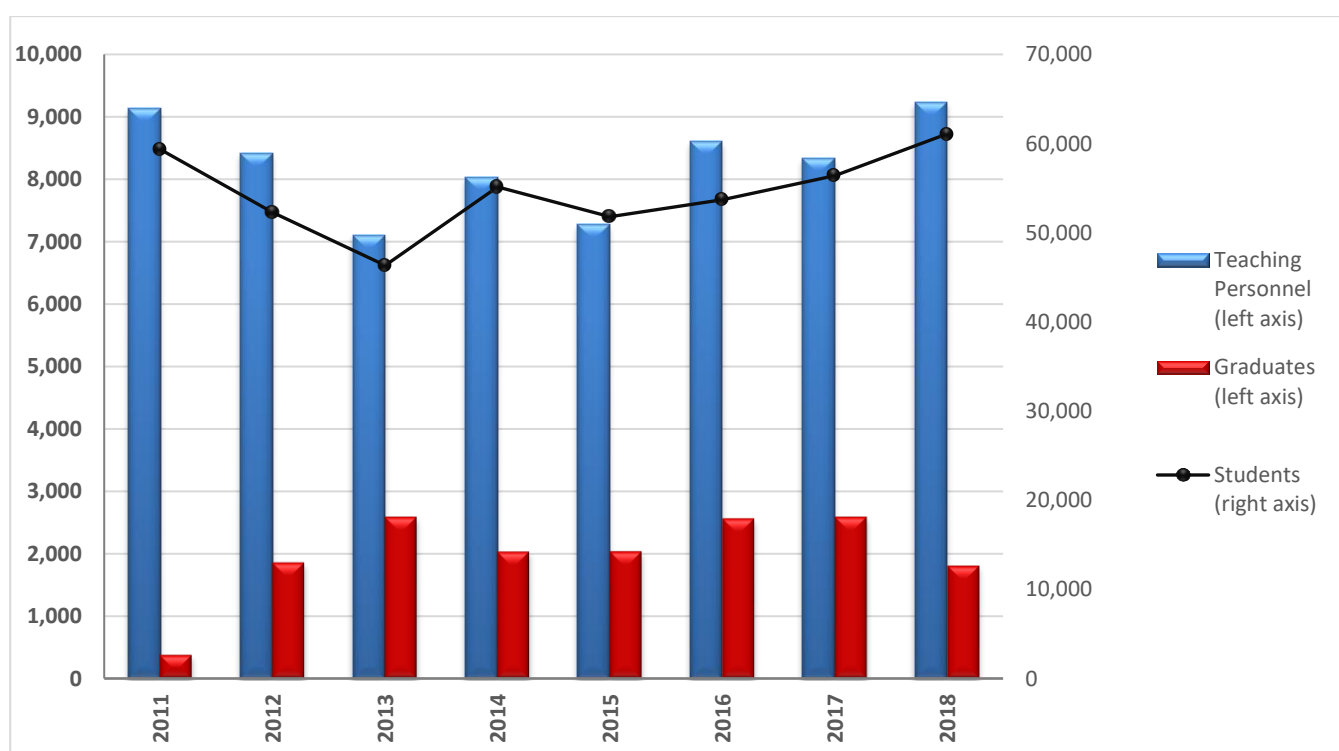
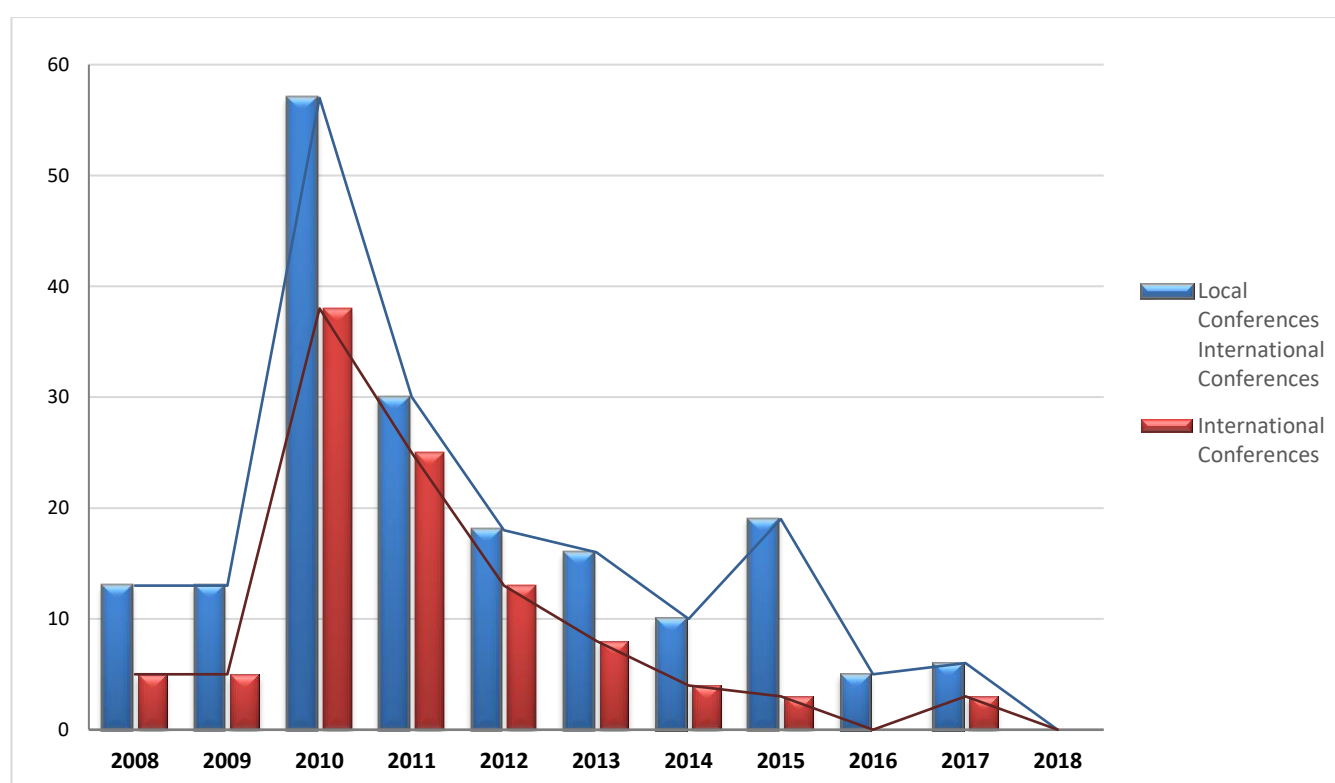


Table 5. Conferences supported by the Ministry of Culture and Sports (2008-2018)

	Local Conferences	International Conferences
2008	13	5
2009	13	5
2010	57	38
2011	30	25
2012	18	13
2013	16	8
2014	10	4
2015	19	3
2016	5	0
2017	6	3
2018	0	0

Graph 5. Conferences supported by the Ministry of Culture and Sports (2008-2018)



EXPLANATORY NOTES

Survey on Cultural Activities	The Survey on Cultural Activities of the Divisions of the Ministry of Culture and Sports is an annual census survey, presenting the activities of several units of the Ministry of Culture and Sports, such as the Division for Supply, Infrastructure and Materials Management, Division of Cultural Education, Division for the Implementation of Culture Policy, the Archaeological Receipts and Expropriations Fund, etc. The survey is conducted since 1970.
Legal framework	The survey is conducted by virtue of the Law 3832/2010, as amended and in force.
Periodicity	Annual
Methodology	<p>It is a census survey, carried out on a yearly basis. The data are collected from the above competent Divisions of the Ministry of Culture and Sports.</p> <p>The most important activities recorded by the survey are as follows: the expropriations of property of archaeological interest and the relevant compensation paid, the receipts of the Archaeological Receipts and Expropriations Fund, the subsidies given to cultural entities, the number of teaching personnel, students and graduates of the vocational theatre and dance schools, vocational film and music schools and conservatoires, as well as the conferences supported by the Ministry (pan-hellenic, local and international conferences), given the fact that the Ministry of Culture and Sports supports the organisation of national and international conferences on Culture, Arts and Science.</p>
References	<p>More information on the Survey on the Cultural Activities of the Ministry of Culture and Sports, as well as more analytical tables be found on the website of the Hellenic Statistics Authority (www.statistics.gr) at:</p> <p>http://www.statistics.gr/en/statistics/-/publication/SCI24/-</p>