



## PRESS RELEASE

### SURVEY ON THE ACTIVITIES OF STATE – MUNICIPAL THEATRES AND ORCHESTRAS: 2021

The Hellenic Statistical Authority (ELSTAT) announces the data of the Survey on the activities of State – Municipal Theatres and Orchestras for the period 2020-2021<sup>(1)</sup>.

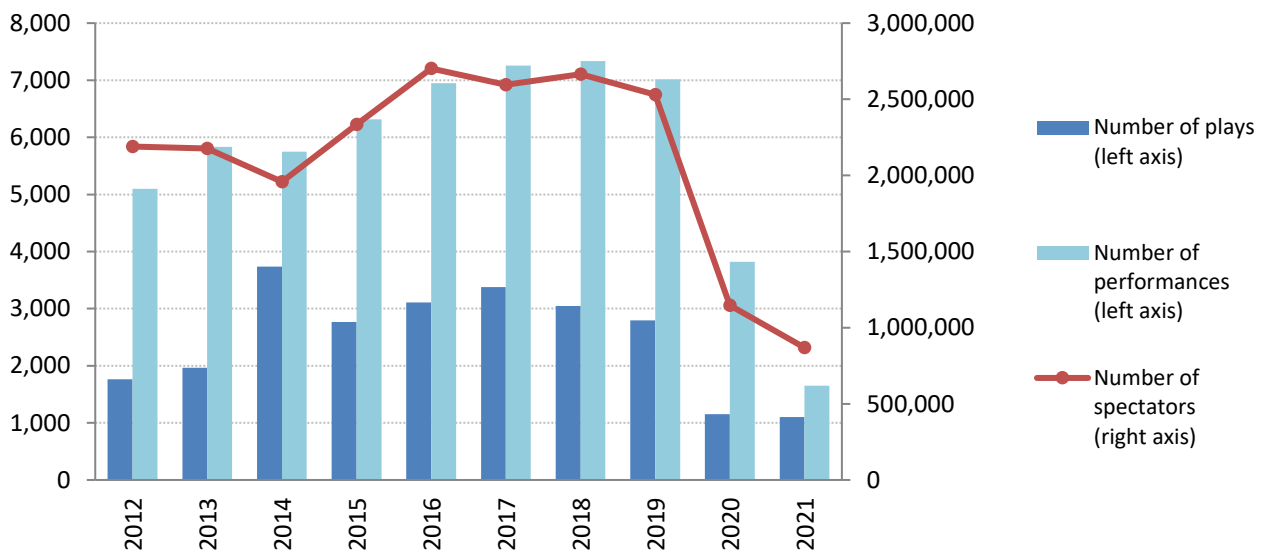
The Survey on the Activities of State Municipal Theatres and Orchestras is an annual census survey. The survey collects data pertaining to the type of the artistic shows (ancient Greek drama, classical drama and contemporary drama plays, opera, concerts, etc.), as well as to the number of plays, performances, and spectators, by type of show, in state municipal theatres and orchestras.

On the basis of the available data from the survey in State Municipal Theatres and Orchestras, as regards the activities that took place in 2021 in comparison with 2020, a decrease of 4.3% is recorded in the number of plays, of 56.8% in the number of performances and of 24.2% in the number of spectators (Table 1, Graph 1).

As regards the number of spectators in State Municipal Theatres and Orchestras, it is observed that in winter season, the largest number of spectators is recorded for concerts (63,443), classical theatre (4,654) and children's theatre (3,264). During the summer season, the largest number of spectators is recorded for concerts (215.800), ancient drama plays (162,587) and for the category other (126,675) (Table 2, Graph 2).

The total amount of subsidies paid to State Municipal Theatres and Orchestras in 2021 amounted to 48,708,013 euro (Table 3 and Graph 3).

Graph 1: Activities of State – Municipal Theatres and Orchestras, 2012-2021



<sup>(1)</sup> The reference year of the survey refers to the “theatrical year” which begins on 1st October of year t-1 and ends in September of the next year (year t).

**Information on methodological issues:**

Sectoral Statistics Division  
Tourism and Cultural Statistics Section  
Head of the Section: Eleni Papadopoulou  
Tel: +30 213 135 2168  
e-mail: [e.papadopoulou@statistics.gr](mailto:e.papadopoulou@statistics.gr)

**Information for data provision:**

Tel. +30 213 135 2022, 2308, 2310  
[e-mail: data.dissem@statistics.gr](mailto:data.dissem@statistics.gr)

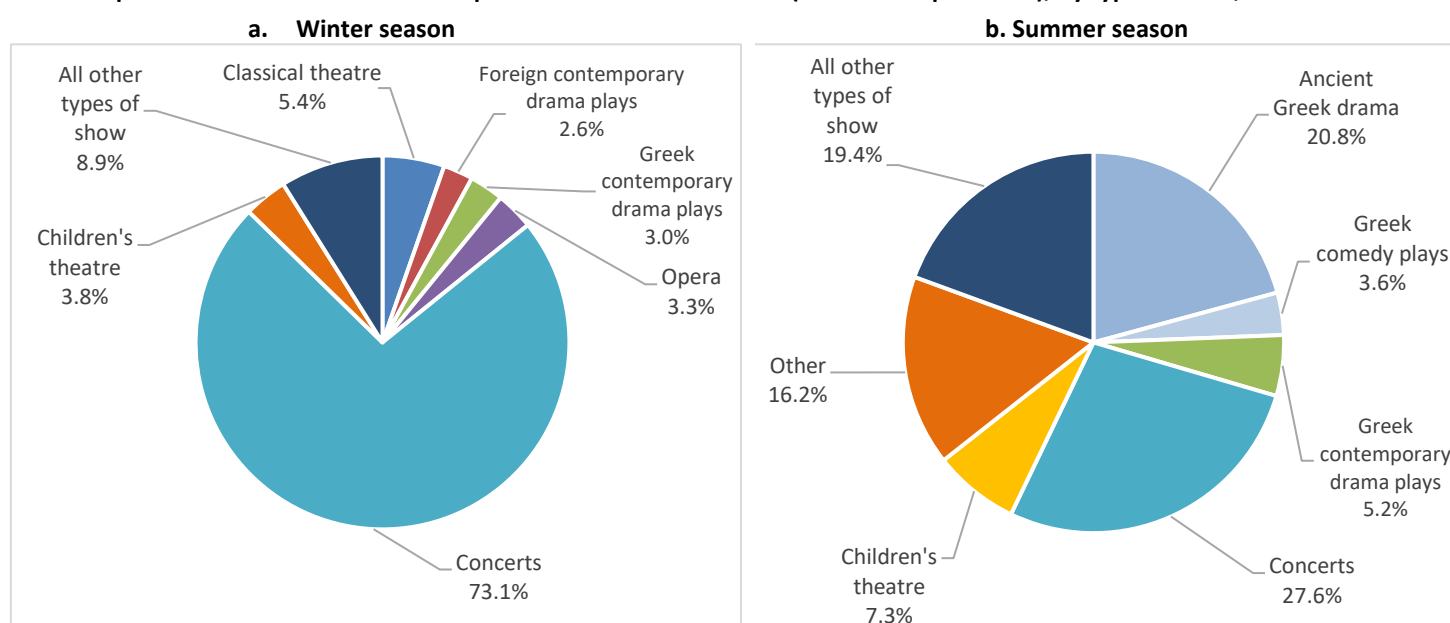
**Table 1: Activities of State – Municipal Theatres and Orchestras, 2020-2021**

	2020	2021	Change (%) 2021/2020
Number of plays	1,150	1,100	-4.3%
Number of performances	3,820	1,650	-56.8%
Number of spectators	1,146,301	868,929	-24.2%

**Table 2: Activities of State – Municipal Theatres and Orchestras, by type of show and period, 2021**

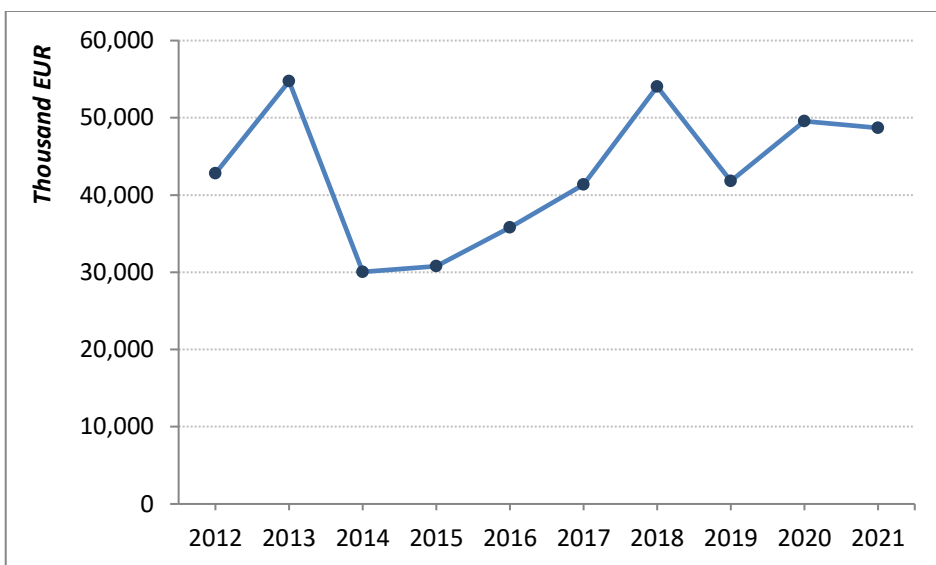
Type of show	Winter season			Summer season		
	Number of plays	Number of performances	Number of spectators	Number of plays	Number of performances	Number of spectators
Ancient Greek drama	2	4	511	88	134	162,587
Classical theatre	3	25	4,654	34	90	23,386
Modern Drama	2	7	1,354	19	36	12,842
Satirical plays	0	0	0	11	59	26,250
Foreign comedy plays	1	1	170	25	90	19,858
Greek comedy plays	3	10	1,340	62	122	28,106
Foreign contemporary drama plays	4	37	2,231	24	42	12,168
Greek contemporary drama plays	5	19	2,572	66	119	40,324
Boulevard theatre	2	11	1,050	3	3	1,000
Romantic comedy	0	0	0	16	18	3,839
Musical theatre	1	3	900	17	20	7,153
Opera	1	7	2,856	8	17	8,231
Operetta	1	1	100	7	8	3,530
Ballet	2	4	389	18	19	11,857
Concerts	85	37	63,443	249	237	215,800
Dance	0	0	0	42	72	21,741
Children's theatre	11	18	3,264	145	171	56,826
Other	10	10	1,922	133	199	126,675
<b>Total</b>	<b>133</b>	<b>194</b>	<b>86,756</b>	<b>967</b>	<b>1,456</b>	<b>782,173</b>

**Graph 2: Activities of State – Municipal Theatres and Orchestras (number of spectators), by type of show, 2021**



**Table 3 and Graph 3: Subsidies paid to State – Municipal Theatres and Orchestras, 2012-2021**

Year	Subsidies (in euro)
2012	42,825,618
2013	54,730,305
2014	30,048,360
2015	30,801,600
2016	35,788,267
2017	41,337,129
2018	54,053,581
2019	41,798,193
2020	49,574,886
2021	48,708,013

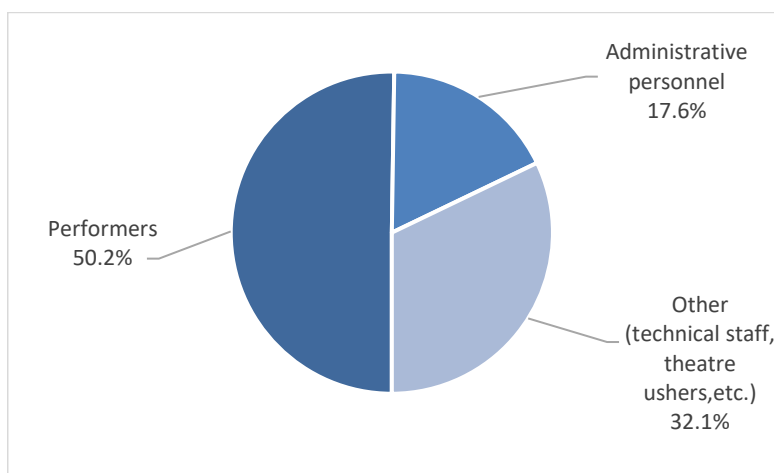


**Table 4: Capacity of the facilities of State – Municipal Theatres and Orchestras, for years 2019, 2020 and 2021**

	2019	2020	2021
Number of seats	91,632	75,719	70,368
Surface area of halls (m <sup>2</sup> )	38,670	21,779	19,357
Surface area of stages (m <sup>2</sup> )	18,585	15,790	14,730
Surface area of dressing rooms (m <sup>2</sup> )	11,924	9,981	8,799
Surface area of foyers (m <sup>2</sup> )	22,974	22,278	17,420

**Table and Graph 5: Persons employed in State – Municipal Theatres and Orchestras, 2021**

Performers	1,584
Administrative personnel	556
Other (technical staff, theatre ushers, etc.)	1,013
<b>Total personnel</b>	<b>3,153</b>



## EXPLANATORY NOTES

- Survey on the activities of State – Municipal Theatre and Orchestras** The Survey on the Activities of State – Municipal Theaters and Orchestras is being carried out since 1970. The survey collects data on the activities of the state municipal theatres and orchestras by type of show, and more specifically data on the number of plays and performances, as well as the number of spectators. Moreover, the survey collects data on the capacity of theatres' facilities, their personnel, and the subsidies. This survey presents the activities of 108 State – Municipal Theaters and Orchestras.
- Legal framework** The survey is conducted by virtue of the Law 3832/2010, as amended and in force.
- Reference Period** Theatrical year 1/10/2020-30/9/2021
- Methodology** The survey is a census survey and is carried out on an annual basis. The reference year of the survey refers to the theatrical year, which begins on 1st October of year t-1 and ends in September of the next year (year t). The data are collected from the State Theatres of Greece, such as the Odeon of Herodes Atticus, the Ancient Theatre of Epidavros, the Municipal Regional Theatres and Orchestras and other Municipal Theatres.
- References** More information on the Survey on the Activities of State – Municipal Theaters and Orchestras are available on the website of the Hellenic Statistical Authority (ELSTAT) ([www.statistics.gr](http://www.statistics.gr)) at:  
<https://www.statistics.gr/en/statistics/-/publication/SCI15/>