



PRESS RELEASE

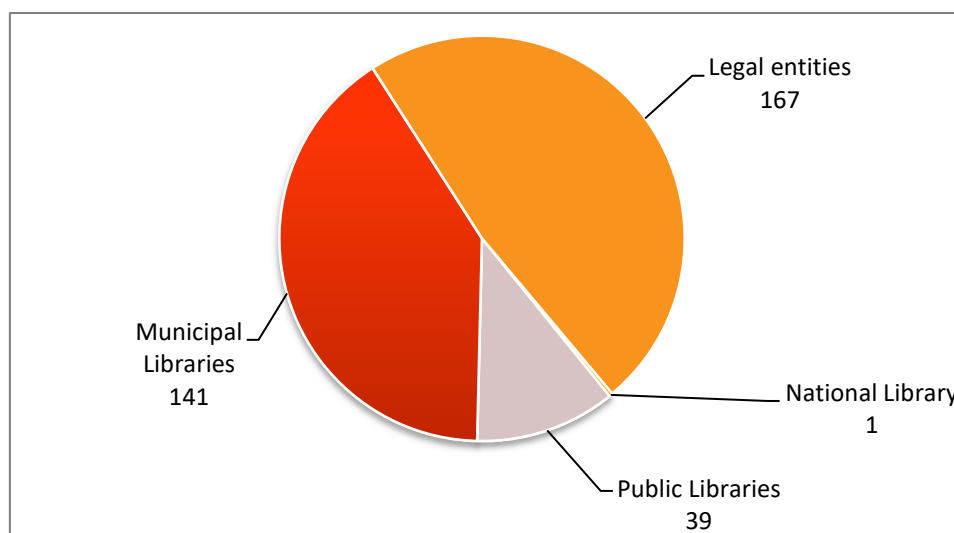
SURVEY ON LIBRARIES OF GREECE, 2020

The Hellenic Statistical Authority (ELSTAT) announces the data of the Survey on Libraries of Greece conducted for the year 2020.

The Survey on Libraries of Greece (excluding school libraries) is a census survey conducted every two years and it records important information concerning libraries, such as: their legal status, the type of the library, the existence of branches and mobile units, collections of books, journals and manuscripts, data on library personnel, facilities and equipment, library traffic and services provided to readers, classification of library material, information on audiovisual material and on the access of the library to electronic documentation over the Internet.

This survey covers all libraries, excluding school libraries. In 2020, the total number of libraries amounted to 348, encompassing the National Library of Greece, 39 public libraries, 141 municipal libraries and 167 libraries of legal persons (under public and private law or of other legal form) (Graph 1). Out of the total number of libraries, 214 are general libraries and 134 are specialised libraries, the majority of them being university libraries. These libraries have 146 branches and 38 mobile units.

Graph 1. Number of libraries by legal status, year 2020



Information on methodological issues:

Sectoral Statistics Division
Tourism and Cultural Statistics Section
Head of the Section: Asimina Katri
Tel: +30 213 135 2168
e-mail: a.katri@statistics.gr

Information for data provision:

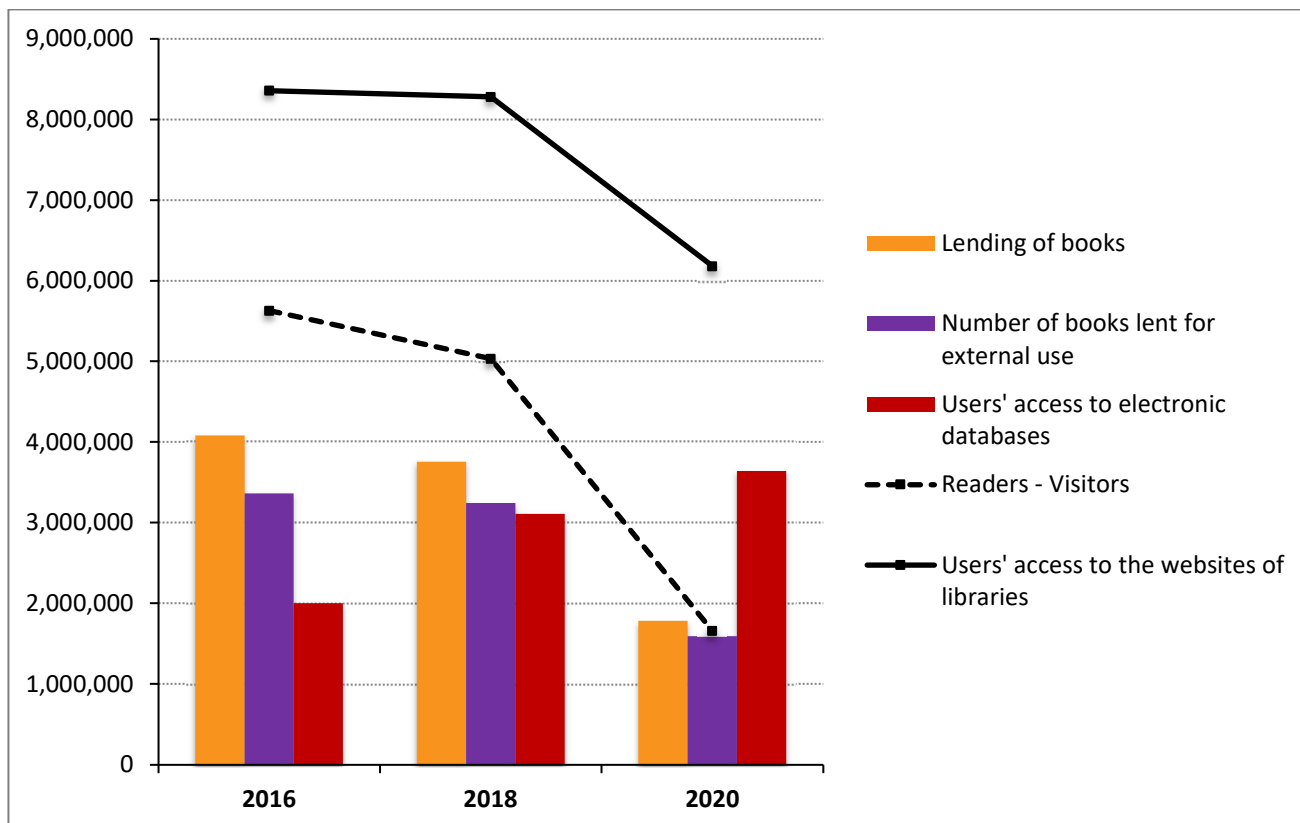
Tel. +30 213 135 2022, 2308, 2310
e-mail: data.dissem@statistics.gr

As regards **library traffic and lending of books**, for the year 2020 compared to 2018, a decrease of 67% is observed in the number of readers – visitors, of 52.6 % in the number of books lent, of 50.9 % in the lending of books for external use, of 25.3 % in the access of users to websites of libraries, whereas an increase of 17 % is observed in the access of users to electronic databases (Table 1, Graph 2).

Table 1. Library traffic and lending of books, years 2016, 2018 and 2020

LIBRARY TRAFFIC LENDING OF BOOKS	2016	2018	2020	Change (%) 2018/2016	Change (%) 2020/2018
Readers – visitors	5,630,785	5,032,860	1,658,460	-10.6	-67.0
Lending of books	4,079,796	3,757,272	1,782,553	-7.9	-52.6
<i>Thereof books lent for external use</i>	3,363,564	3,243,111	1,593,890	-3.6	-50.9
Users' access to electronic databases	2,003,093	3,110,575	3,640,027	55.3	17.0
Users' access to the websites of libraries	8,359,301	8,279,403	6,182,306	-1.0	-25.3

Graph 2. Library traffic- lending of books, years 2016, 2018 and 2020

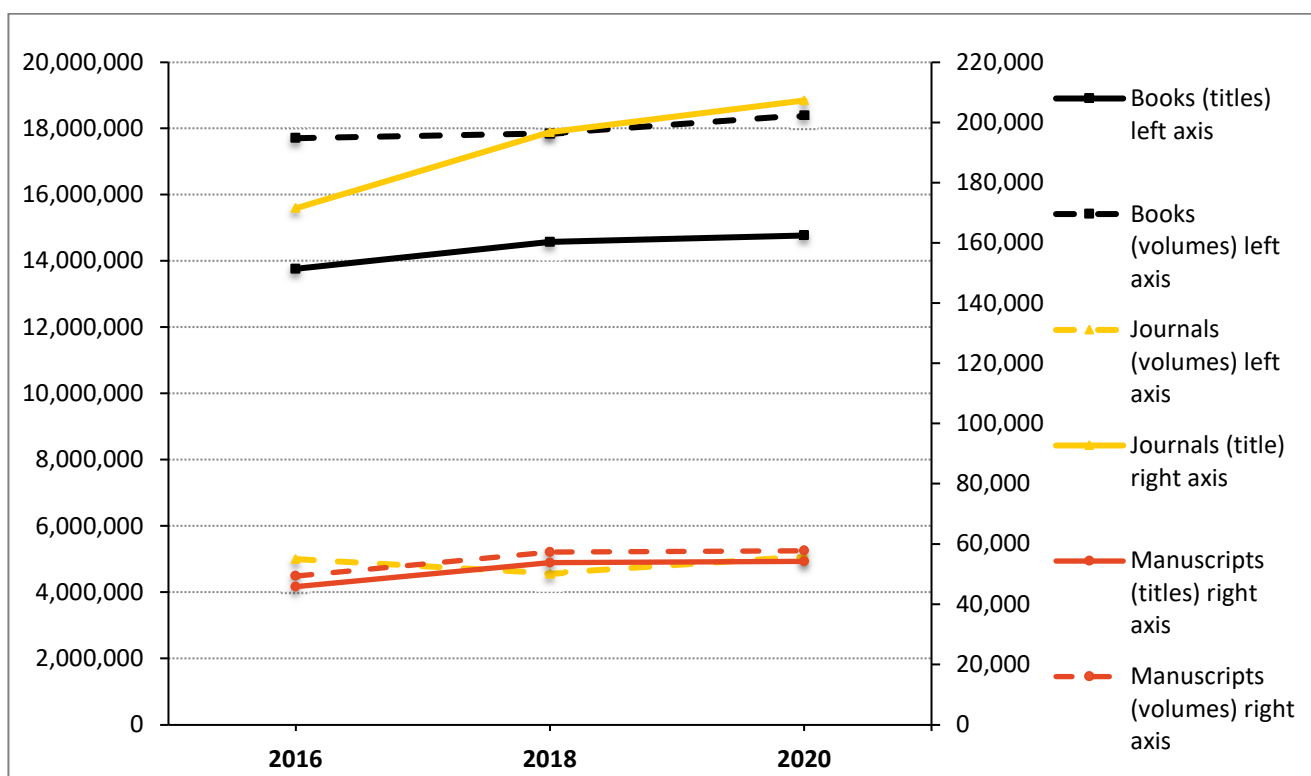


As regards the **collections of books, journals and manuscripts** for the year 2020 compared to 2018, an increase of 1.4 % in titles and of 3.1 % in the number of volumes of books is observed, an increase of 5.3% in titles and of 11.1 % in the number of volumes of journals is also observed, as well as an increase of 0.9 % in the number of titles and of 0.8 % in the number of volumes of manuscripts (Table 2, Graph 3).

Table 2. Collections of books, journals and manuscripts of libraries, years 2016, 2018 and 2020

COLLECTIONS		2016	2018	2020	Change (%) 2018/2016	Change (%) 2020/2018
Books	Titles	13,763,239	14,575,374	14,775,453	5.9	1.4
	Volumes	17,711,223	17,852,484	18,406,697	0.8	3.1
Journals	Titles	171,555	196,762	207,287	14.7	5.3
	Volumes	4,992,510	4,573,388	5,081,609	-8.4	11.1
Manuscripts	Titles	45,865	53,785	54,270	17.3	0.9
	Volumes	49,423	57,302	57,785	15.9	0.8

Graph 3. Collections of books, journals and manuscripts of libraries, years 2016, 2018 and 2020

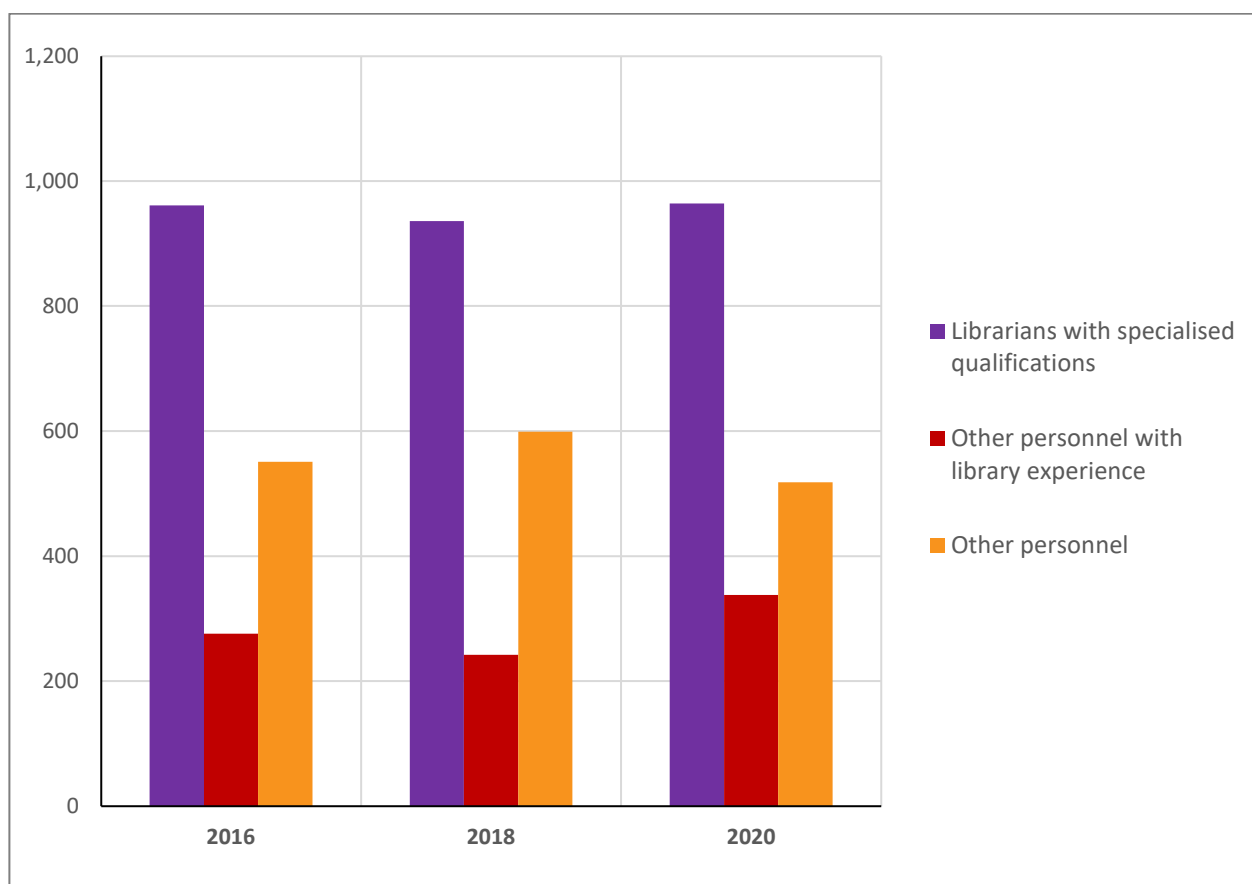


Regarding the **personnel employed in the libraries**, when comparing reference year 2020 with 2018, an increase of 2.4 % is recorded in the total number of persons employed in libraries. More specifically, in 2020 compared to 2018 the number of librarians with specialised qualifications increased by 3 % and other personnel with library experience recorded an increase of 39.7 %. Finally, a decrease of 13.5 % was recorded in the other personnel of the libraries.

Table 3: Library personnel, years 2016, 2018 and 2020

PERSONNEL	2016	2018	2020	Change (%) 2018/2016	Change (%) 2020/2018
Librarians with specialised qualifications	961	936	964	-2.6	3.0
Other personnel with library experience	276	242	338	-12.3	39.7
Other personnel	551	599	518	8.7	-13.5
Total number of persons employed	1788	1777	1820	-0.6	2.4

Graph 4. Library personnel, years 2016, 2018 and 2020



EXPLANATORY NOTES

Survey on libraries of Greece (excluding school libraries)	The Survey on Libraries of Greece (excluding school libraries) is being conducted since 1970, collecting data from 348 libraries, namely the National Library of Greece, university libraries, municipal libraries and libraries of other public and private bodies. It is noted that since reference year 2018 the number of libraries is decreased compared with the previous reference years mainly due to the merging of some university libraries.
Legal framework	Law 3832/2010, as amended and in force.
Reference period	The year 2020.
Methodology	<p>It is a census survey and is carried out every two years.</p> <p>The term <i>title</i> refers to the name of a work (book, periodical, etc) which may consist of one or several volumes, e.g. an encyclopedia is a title that has many volumes.</p> <p>A <i>volume</i> means every bound physical book, many volumes comprising a monograph.</p>
References	More information on the Survey on Libraries of Greece can be found on the website of the Hellenic Statistics Authority (www.statistics.gr) at https://www.statistics.gr/en/statistics/-/publication/SCI06/