



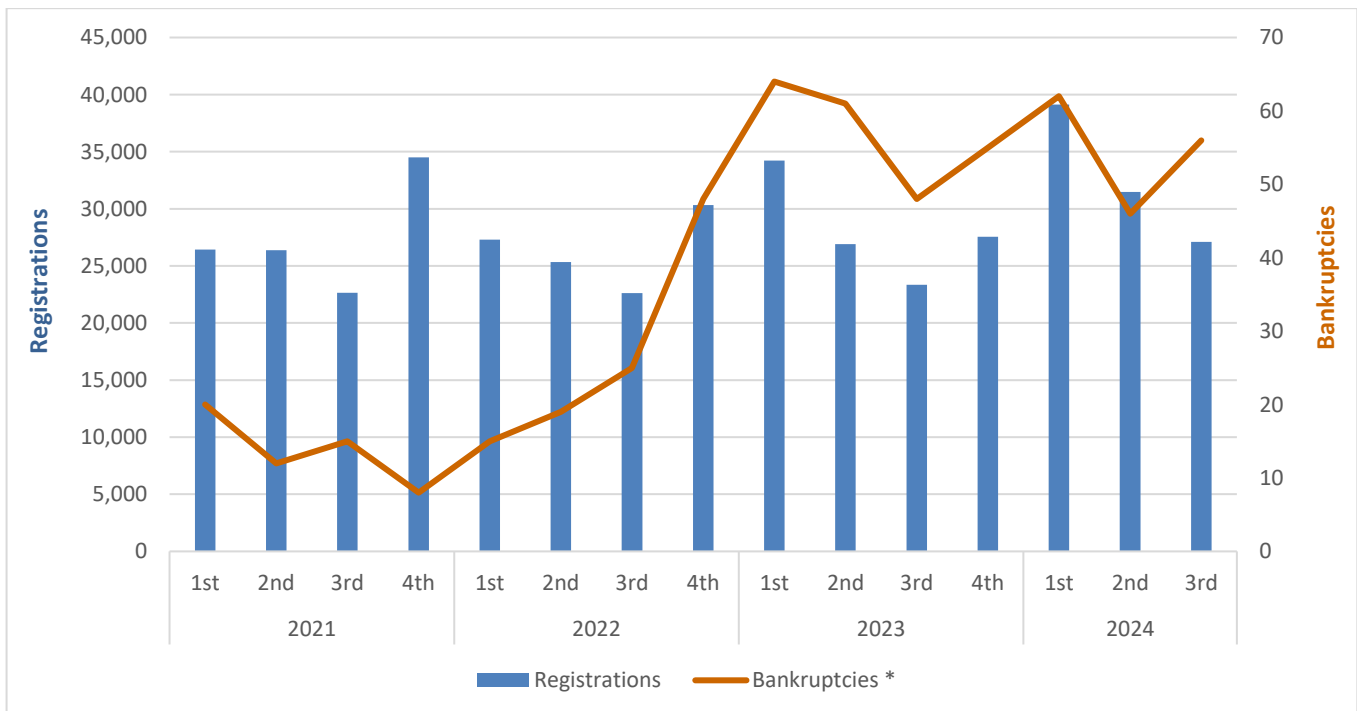
## DEMOGRAPHIC EVENTS OF ENTERPRISES REGISTRATIONS AND BANKRUPTCIES 3<sup>RD</sup> QUARTER 2024

The Hellenic Statistical Authority (ELSTAT) announces data on business demography in Greece and specifically on Registrations and Bankruptcies, for the 3<sup>rd</sup> quarter 2024.

More specifically, the number of registrations in all economic sections in the **3<sup>rd</sup> quarter 2024** amounted to 27,106, recording an increase of 16.1% in comparison with the 3<sup>rd</sup> quarter 2023, when the respective number was 23,350 and a decrease of 13.9% in comparison with the 2<sup>nd</sup> quarter 2024, when the respective number was 31,489 (Table 2, Graph 1).

The number of bankruptcies in all economic sections in the **3<sup>rd</sup> quarter 2024** amounted to 56, recording an increase of 16.7% in comparison with the 3<sup>rd</sup> quarter 2023, when the respective number was 48 (Table 1, Graph 1).

**Graph 1.** Registrations and Bankruptcies, 1<sup>st</sup> quarter 2021 - 3<sup>rd</sup> quarter 2024



(\*) Revised data

## 1. REVISION OF BANKRUPTCY DATA

Starting from the current Announcement, ELSTAT uses for the compilation of Bankruptcies statistics supplementary data from a new administrative source, the Electronic Insolvency Registry, which was gradually put in place during 2021.

On the basis of the data of the new administrative source, Bankruptcy statistics, for the time period, 1<sup>st</sup> quarter 2021 – 2<sup>nd</sup> quarter 2024 has been revised. The revised data is presented in Table 1.

**Table 1.** Number of bankruptcies, per quarter, for the years 2021 - 2024

QUARTER	BANKRUPTCIES				ANNUAL RATE OF CHANGE (%)
	YEAR				
	2021	2022	2023	2024	2024/2023
1 <sup>st</sup>	20	15	64	62	-3.1
2 <sup>nd</sup>	12	19	61	46	-24.6
3 <sup>rd</sup>	15	25	48	56	16.7
4 <sup>th</sup>	8	48	55	-	-
<b>Total</b>	<b>55</b>	<b>107</b>	<b>228</b>	-	-

## 2. REGISTRATIONS

### 2.1. Economic Activities presenting the biggest change in the number of Registrations (Table 2)

Among the sections of economic activity with the largest contribution to the total turnover, according to the data of the Statistical Business Register for the reference year 2021, the biggest increase in the number of registrations in the **3<sup>rd</sup> quarter 2024** compared with the 3<sup>rd</sup> quarter 2023, was recorded in section “Transportation and Storage” (33.5%) and in section “Financial and Insurance Activities” (2.7%), while the biggest decrease was recorded in section “Electricity, Gas, Steam and Air Conditioning Supply” (38.9%) and in section “Accommodation and Food Service Activities” (3.3%).

### 2.2 Sections of Economic Activity by Large Geographical Area (NUTS 1) of Greece, 3<sup>rd</sup> quarter 2024 (Table 3)

The sections of economic activity with the biggest number of registrations by Large Geographical Area of Greece are:

- **Voreia Ellada:** “Agriculture, Forestry and Fishing”<sup>(1)</sup>, with 1,864 registrations out of 7,027 in total.
- **Kentriki Ellada:** “Agriculture, Forestry and Fishing”<sup>(1)</sup>, with 2,531 registrations out of 6,447 in total.
- **Attiki:** “Professional, Scientific and Technical Activities” with 1,563 registrations out of 9,723 in total.
- **Nissia Aigaiou – Kriti:** “Agriculture, Forestry and Fishing”<sup>(1)</sup>, with 1,770 registrations out of 3,909 in total.

### 2.3 Sections of Economic Activity by category of Legal Form of enterprise, 3<sup>rd</sup> quarter 2024 (Table 4)

The sections of economic activity with the biggest number of registrations by category of Legal Form of enterprise are:

- **Sole Proprietorships:** “Agriculture, Forestry and Fishing”<sup>(1)</sup>, with 6,675 registrations out of 18,852 in total.
- **Partnerships:** “Wholesale and Retail Trade; Repair of Motor Vehicles and Motorcycles”, with 898 registrations out of 4,322 in total.
- **Capital Enterprises:** “Real Estate Activities”, with 94 registrations out of 351 in total.
- **Other Legal Forms:** “Wholesale and Retail Trade; Repair of Motor Vehicles and Motorcycles”, with 578 registrations out of 3,581 in total.

<sup>1</sup> *Note:* The data recorded for the economic activity section Agriculture, Forestry and Fishing include farmers subjected to the special regime (of VAT), i.e. farmers who are registered in the tax registry of farmers, having both received subsidies of value less than 5,000 euro during the previous tax year and conducted during the previous tax year, sales of agricultural products of own production, as well as provision of agricultural services of value less than 15,000 euro, to any person.

**Table 2.** Number of registrations by Section of Economic Activity (NACE Rev. 2), 2<sup>nd</sup>, 3<sup>rd</sup> quarter 2023, 2024

ECONOMIC ACTIVITY		STATISTICAL BUSINESS REGISTER (SBR) OF REFERENCE YEAR 2021		Registrations 3 <sup>rd</sup> quarter 2024/ Number of enterprises SBR 2021 (%)	REGISTRATIONS				Annual Rate of Change (%) 2024/2023		Quarterly Rate of Change (%) 3 <sup>rd</sup> quarter / 2 <sup>nd</sup> quarter	
Code NACE Rev.2	Description	Number of enterprises	Turnover (in thousand €)		2 <sup>nd</sup> quarter 2023	3 <sup>rd</sup> quarter 2023	2 <sup>nd</sup> quarter 2024	3 <sup>rd</sup> quarter 2024	2 <sup>nd</sup> quarter	3 <sup>rd</sup> quarter	2023	2024
<b>Total</b>		<b>1,447,339</b>	<b>341,114,163</b>	<b>1.9</b>	<b>26,897</b>	<b>23,350</b>	<b>31,489</b>	<b>27,106</b>	<b>17.1</b>	<b>16.1</b>	<b>-13.2</b>	<b>-13.9</b>
<b>A</b>	Agriculture, Forestry and Fishing <sup>(1)</sup> of which Farmers subjected to the special regime	537,865 371,395	9,814,937 1,608,067	1.3 1.7	3,208 2,798	3,260 2,969	5,765 5,131	6,749 6,299	79.7 83.4	107.0 112.2	1.6 6.1	17.1 22.8
<b>B</b>	Mining and Quarrying	590	930,660	1.0	3	6	5	6	66.7	0.0	100.0	20.0
<b>C</b>	Manufacturing	57,451	68,594,918	1.1	854	638	805	651	-5.7	2.0	-25.3	-19.1
<b>D</b>	Electricity, Gas, Steam and Air Conditioning Supply	11,378	22,662,241	0.9	206	162	169	99	-18.0	-38.9	-21.4	-41.4
<b>E</b>	Water Supply, Sewerage, Waste Management and Remediation Activities	2,042	1,841,241	1.1	32	26	47	23	46.9	-11.5	-18.8	-51.1
<b>F</b>	Construction	67,294	11,777,247	2.5	1,887	1,674	2,185	1,709	15.8	2.1	-11.3	-21.8
<b>G</b>	Wholesale and Retail Trade; Repair of Motor Vehicles and Motorcycles	227,192	134,721,771	1.3	3,897	2,870	3,729	2,883	-4.3	0.5	-26.4	-22.7
<b>H</b>	Transportation and Storage	61,149	16,008,835	3.2	1,953	1,483	2,266	1,980	16.0	33.5	-24.1	-12.6
<b>I</b>	Accommodation and Food Service Activities	107,186	11,591,891	1.8	3,186	2,001	3,756	1,934	17.9	-3.3	-37.2	-48.5
<b>J</b>	Information and Communication	20,763	11,784,565	4.5	1,049	934	1,059	933	1.0	-0.1	-11.0	-11.9
<b>K</b>	Financial and Insurance Activities	16,976	18,824,976	2.2	501	370	525	380	4.8	2.7	-26.1	-27.6
<b>L</b>	Real Estate Activities	13,994	2,194,272	6.7	1,350	1,049	1,427	940	5.7	-10.4	-22.3	-34.1
<b>M</b>	Professional, Scientific and Technical Activities	149,439	12,055,024	2.1	3,705	3,165	4,079	3,081	10.1	-2.7	-14.6	-24.5
<b>N</b>	Administrative and Support Service Activities	23,738	6,458,278	3.8	1,276	788	1,372	913	7.5	15.9	-38.2	-33.5
<b>O</b>	Public Administration and Defense; Compulsory Social Security	1,044	712,434	4.0	52	39	49	42	-5.8	7.7	-25.0	-14.3
<b>P</b>	Education	22,732	1,157,194	3.2	480	762	498	733	3.8	-3.8	58.8	47.2
<b>Q</b>	Human Health and Social Work Activities	61,422	5,575,573	3.8	1,209	1,577	1,429	2,329	18.2	47.7	30.4	63.0
<b>R</b>	Arts, Entertainment and Recreation	21,988	2,835,749	3.0	849	713	906	649	6.7	-9.0	-16.0	-28.4
<b>S</b>	Other Service Activities	40,572	1,417,530	2.2	1,027	1,709	1,290	875	25.6	-48.8	66.4	-32.2
<b>W</b>	Unknown Activity	2,524	154,826	7.8	173	124	128	197	-26.0	58.9	-28.3	53.9

<sup>(1)</sup> Note of page 2.

**Table 3.** Number of Registrations by Section of Economic Activity (NACE Rev.2) and Large Geographical Area (NUTS 1 Region), 3<sup>rd</sup> quarter 2024

ECONOMIC ACTIVITY		Total	LARGE GEOGRAPHICAL AREA			
Code NACE Rev.2	Description		Voreia Ellada	Kentriki Ellada	Attiki	Nissia Aigaiou - Kriti
<b>Total</b>		<b>27,106</b>	<b>7,027</b>	<b>6,447</b>	<b>9,723</b>	<b>3,909</b>
<b>A</b>	Agriculture, Forestry and Fishing <sup>(1)</sup> of which Farmers subjected to the special regime	6,749 6,299	1,864 1,679	2,531 2,343	584 563	1,770 1,714
<b>B</b>	Mining and Quarrying	6	-	3	*	*
<b>C</b>	Manufacturing	651	167	155	270	59
<b>D</b>	Electricity, Gas, Steam and Air Conditioning Supply	99	21	40	30	8
<b>E</b>	Water Supply, Sewerage, Waste Management and Remediation Activities	23	4	7	*	*
<b>F</b>	Construction	1,709	424	401	558	326
<b>G</b>	Wholesale and Retail Trade; Repair of Motor Vehicles and Motorcycles	2,883	838	637	1,132	276
<b>H</b>	Transportation and Storage	1,980	451	259	1,085	185
<b>I</b>	Accommodation and Food Service Activities	1,934	576	466	609	283
<b>J</b>	Information and Communication	933	210	125	539	59
<b>K</b>	Financial and Insurance Activities	380	83	45	225	27
<b>L</b>	Real Estate Activities	940	164	150	536	90
<b>M</b>	Professional, Scientific and Technical Activities	3,081	746	514	1,563	258
<b>N</b>	Administrative and Support Service Activities	913	247	196	355	115
<b>O</b>	Public Administration and Defense; Compulsory Social Security	42	13	9	16	4
<b>P</b>	Education	733	209	173	283	68
<b>Q</b>	Human Health and Social Work Activities	2,329	620	426	1,069	214
<b>R</b>	Arts, Entertainment and Recreation	649	154	113	331	51
<b>S</b>	Other Service Activities	875	223	187	365	100
<b>W</b>	Unknown Activity	197	13	10	166	8

\* The data are not disclosed due to statistical confidentiality regarding the protection of the identity of the reporting enterprises.

«-» There are no registrations.

<sup>(1)</sup> Note of page 2.

**Table 4.** Number of Registrations by Section of Economic Activity (NACE Rev.2) and category of Legal Form, 3<sup>rd</sup> quarter 2024

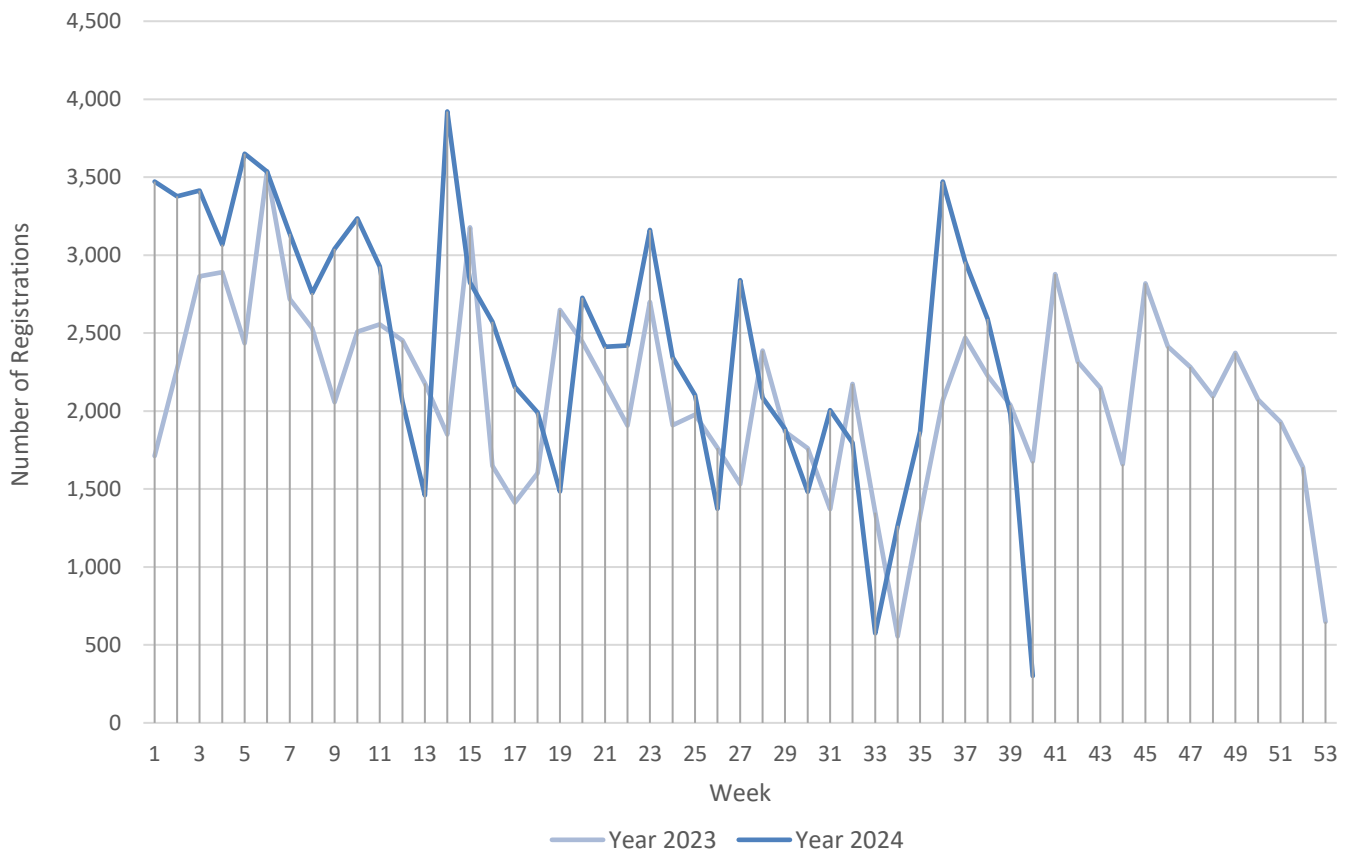
ECONOMIC ACTIVITY		Total	LEGAL FORM CATEGORY			
Code NACE Rev.2	Description		Sole Proprietorship	Partnerships (General partnerships, Limited partnerships)	Capital Enterprises (Limited Liability Company, Société Anonyme (S.A.))	Other Legal Forms (Private Capital Companies (IKE), Joint ventures etc)
<b>Total</b>		<b>27,106</b>	<b>18,852</b>	<b>4,322</b>	<b>351</b>	<b>3,581</b>
<b>A</b>	Agriculture, Forestry and Fishing <sup>(1)</sup> of which Farmers subjected to the special	6,749 6,299	6,675 6,299	232 -	5 -	46 -
<b>B</b>	Mining and Quarrying	6	*	*	*	*
<b>C</b>	Manufacturing	651	326	183	9	133
<b>D</b>	Electricity, Gas, Steam and Air Conditioning Supply	99	*	10	*	71
<b>E</b>	Water Supply, Sewerage, Waste Management and Remediation Activities	23	9	5	-	9
<b>F</b>	Construction	1,709	794	510	26	379
<b>G</b>	Wholesale and Retail Trade; Repair of Motor Vehicles and Motorcycles	2,883	1,364	898	43	578
<b>H</b>	Transportation and Storage	1,980	1,649	145	13	173
<b>I</b>	Accommodation and Food Service Activities	1,934	897	696	20	321
<b>J</b>	Information and Communication	933	534	230	15	154
<b>K</b>	Financial and Insurance Activities	380	153	80	43	103
<b>L</b>	Real Estate Activities	940	2,143	197	94	496
<b>M</b>	Professional, Scientific and Technical Activities	3,081	629	523	46	369
<b>N</b>	Administrative and Support Service Activities	913	27	147	7	130
<b>O</b>	Public Administration and Defense; Compulsory Social Security	42	585	*	*	7
<b>P</b>	Education	733	1,972	112	*	*
<b>Q</b>	Human Health and Social Work Activities	2,329	366	245	8	104
<b>R</b>	Arts, Entertainment and Recreation	649	565	152	8	123
<b>S</b>	Other Service Activities	875	-	158	-	152
<b>W</b>	Unknown Activity	197	-	-	-	197

\* The data are not disclosed due to statistical confidentiality regarding the protection of the identity of the reporting enterprises.

«-» There are no registrations.

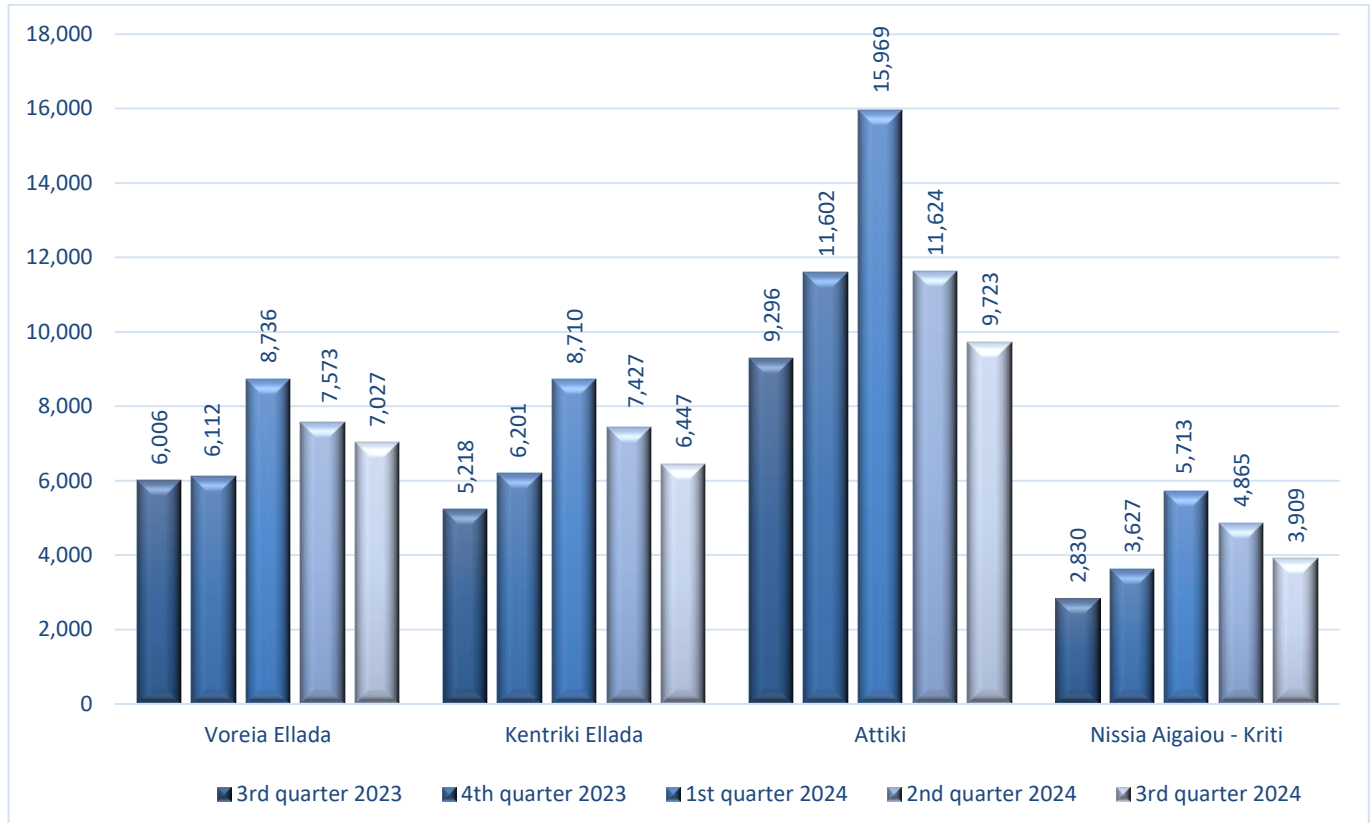
<sup>(1)</sup> Note of page 2.

**Graph 2.** Number of Registrations per week, 1<sup>st</sup>, 2<sup>nd</sup>, 3<sup>rd</sup> and 4<sup>th</sup> quarter 2023 and 1<sup>st</sup>, 2<sup>nd</sup> and 3<sup>rd</sup> quarter 2024

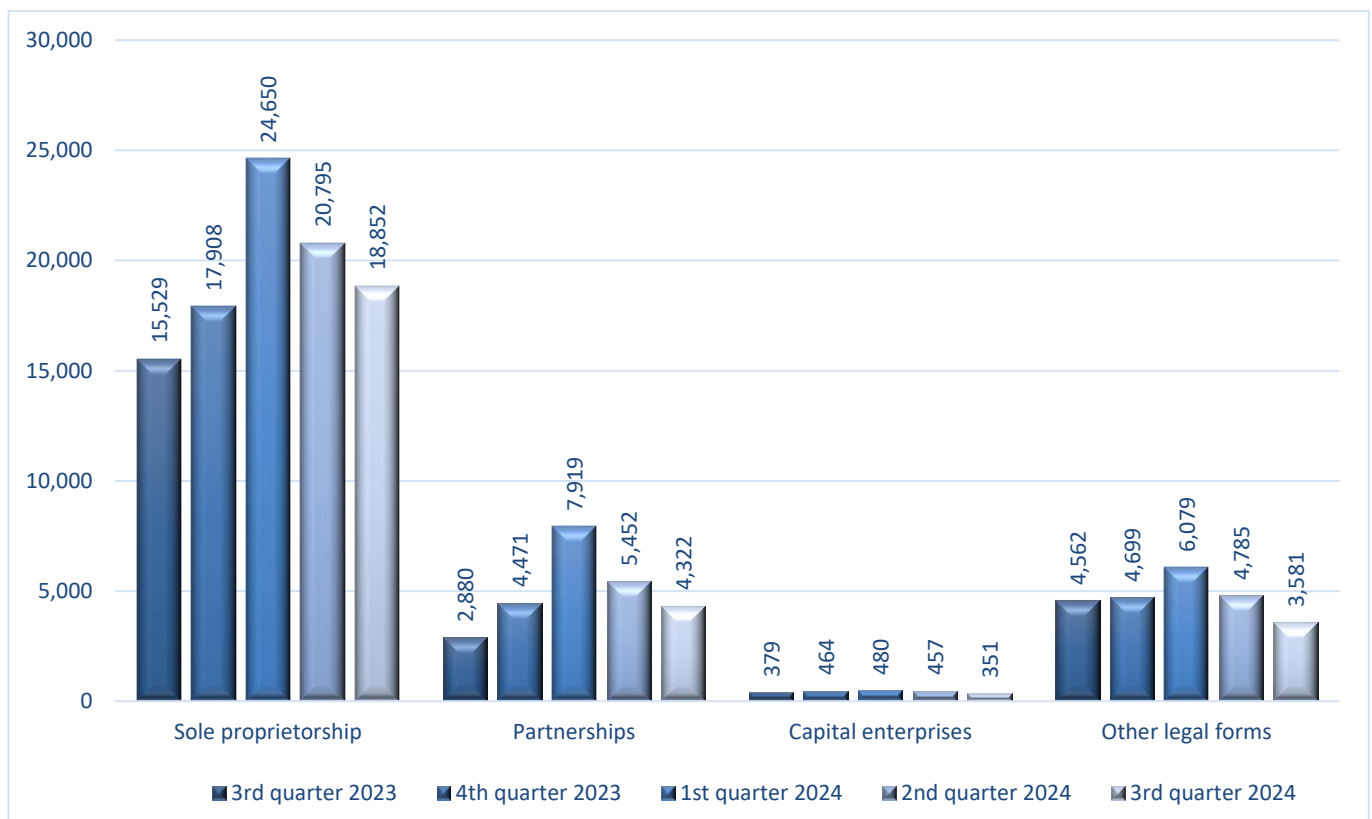


*Note:* Information for the determination of the week is available under section "[Methodological Notes](#)", p. 9.

**Graph 3.** Number of Registrations by Large Geographical Area (NUTS 1), 3<sup>rd</sup>, 4<sup>th</sup> quarter 2023 and 1<sup>st</sup>, 2<sup>nd</sup>, 3<sup>rd</sup> quarter 2024



**Graph 4.** Number of Registrations by category of Legal Form of enterprise, 3<sup>rd</sup>, 4<sup>th</sup> quarter 2023 and 1<sup>st</sup>, 2<sup>nd</sup>, 3<sup>rd</sup> quarter 2024



## METHODOLOGICAL NOTES

**General Information** The compilation of the statistical data is made in accordance with the new European Regulation on Business Statistics, which entered into force on the 1<sup>st</sup> of January 2021 ([Regulation \(EU\) 2019/2152 of the European Parliament and of the Council of 27<sup>th</sup> November 2019](#)) and is among the key changes introduced by this Regulation for new and high-frequency official business statistics at European level.

The statistical data presented in this announcement refer to business demography and more specifically to the registrations and bankruptcies of enterprises, which are defined as follows:

**Registrations:** The number of entered legal units in the registration register at any time during the reference quarter, according to the respective administrative or legal procedure.

**Bankruptcies:** The number of legal units that have started the procedure of being declared bankrupt, by issuing a court declaration, at any time during the reference quarter (which is often provisional and does not always mean cessation of an activity).

**Purpose** The purpose of the short-term business statistics, is to provide up-to-date and high frequency information on the evolution of business activity and, subsequently, of the economic climate - expectations.

**Legal framework** Short-term business statistics are compiled in accordance with [Regulation \(EU\) 2019/2152 of the European Parliament and of the Council of 27<sup>th</sup> November 2019](#), on European business statistics and [Commission Implementing Regulation \(EU\) 2020/1197 of 30<sup>th</sup> July 2020](#), laying down technical specifications and arrangements pursuant to Regulation (EU) 2019/2152.

**Compilation methodology** The statistical data on [Registrations](#) have been compiled after processing quarterly data from administrative registers of enterprises. Specifically, information has been used for the date of registration in the register of legal units (Tax Identification Number - TIN), economic activity, geographical code, legal form and business status of the enterprise.

The statistical data on [Bankruptcies](#) have been compiled after processing quarterly data from administrative registers of enterprises and from the Electronic Insolvency Registry. Specifically, information for the bankruptcy date and economic activity has been used.

**Statistical classifications** As regards the economic activities, the European statistical classification of economic activities [NACE Rev.2](#) is used. As regards the geographical representation, the European Nomenclature of territorial units for statistics, NUTS, is used.

### Map of the 4 Large Geographical Areas (NUTS 1 Regions) of Greece





**Definition of weeks** The weeks for the 1<sup>st</sup>, 2<sup>nd</sup>, 3<sup>rd</sup> and 4<sup>th</sup> quarter 2023 and 1<sup>st</sup>, 2<sup>nd</sup>, 3<sup>rd</sup> quarter 2024 are defined as follows:

WEEK	2023	2024
1 <sup>st</sup>	01/01/2023 - 01/01/2023	01/01/2024 - 07/01/2024
2 <sup>nd</sup>	02/01/2023 - 08/01/2023	08/01/2024 - 14/01/2024
3 <sup>rd</sup>	09/01/2023 - 15/01/2023	15/01/2024 - 21/01/2024
4 <sup>th</sup>	16/01/2023 - 22/01/2023	22/01/2024 - 28/01/2024
5 <sup>th</sup>	23/01/2023 - 29/01/2023	29/01/2024 - 04/02/2024
6 <sup>th</sup>	30/01/2023 - 05/02/2023	05/02/2024 - 11/02/2024
7 <sup>th</sup>	06/02/2023 - 12/02/2023	12/02/2024 - 18/02/2024
8 <sup>th</sup>	13/02/2023 - 19/02/2023	19/02/2024 - 25/02/2024
9 <sup>th</sup>	20/02/2023 - 26/02/2023	26/02/2024 - 03/03/2024
10 <sup>th</sup>	27/02/2023 - 05/03/2023	04/03/2024 - 10/03/2024
11 <sup>th</sup>	06/03/2023 - 12/03/2023	11/03/2024 - 17/03/2024
12 <sup>th</sup>	13/03/2023 - 19/03/2023	18/03/2024 - 24/03/2024
13 <sup>th</sup>	20/03/2023 - 26/03/2023	25/03/2024 - 31/03/2024
14 <sup>th</sup>	27/03/2023 - 02/04/2023	01/04/2024 - 07/04/2024
15 <sup>th</sup>	03/04/2023 - 09/04/2023	08/04/2024 - 14/04/2024
16 <sup>th</sup>	10/04/2023 - 16/04/2023	15/04/2024 - 21/04/2024
17 <sup>th</sup>	17/04/2023 - 23/04/2023	22/04/2024 - 28/04/2024
18 <sup>th</sup>	24/04/2023 - 30/04/2023	29/04/2024 - 05/05/2024
19 <sup>th</sup>	01/05/2023 - 07/05/2023	06/05/2024 - 12/05/2024
20 <sup>th</sup>	08/05/2023 - 14/05/2023	13/05/2024 - 19/05/2024
21 <sup>st</sup>	15/05/2023 - 21/05/2023	20/05/2024 - 26/05/2024
22 <sup>nd</sup>	22/05/2023 - 28/05/2023	27/05/2024 - 02/06/2024
23 <sup>rd</sup>	29/05/2023 - 04/06/2023	03/06/2024 - 09/06/2024
24 <sup>th</sup>	05/06/2023 - 11/06/2023	10/06/2024 - 16/06/2024
25 <sup>th</sup>	12/06/2023 - 18/06/2023	17/06/2024 - 23/06/2024
26 <sup>th</sup>	19/06/2023 - 25/06/2023	24/06/2024 - 30/06/2024
27 <sup>th</sup>	26/06/2023 - 02/07/2023	01/07/2024 - 07/07/2024
28 <sup>th</sup>	03/07/2023 - 09/07/2023	08/07/2024 - 14/07/2024
29 <sup>th</sup>	10/07/2023 - 16/07/2023	15/07/2024 - 21/07/2024
30 <sup>th</sup>	17/07/2023 - 23/07/2023	22/07/2024 - 28/08/2024
31 <sup>st</sup>	24/07/2023 - 30/07/2023	29/07/2024 - 04/08/2024
32 <sup>nd</sup>	31/07/2023 - 06/08/2023	05/08/2024 - 11/08/2024
33 <sup>rd</sup>	07/08/2023 - 13/08/2023	12/08/2024 - 18/08/2024
34 <sup>th</sup>	14/08/2023 - 20/08/2023	19/08/2024 - 25/08/2024
35 <sup>th</sup>	21/08/2023 - 27/08/2023	26/08/2024 - 01/09/2024
36 <sup>th</sup>	28/08/2023 - 03/09/2023	02/09/2024 - 08/09/2024
37 <sup>th</sup>	04/09/2023 - 10/09/2023	09/09/2024 - 15/09/2024
38 <sup>th</sup>	11/09/2023 - 17/09/2023	16/09/2024 - 22/09/2024
39 <sup>th</sup>	18/09/2023 - 24/09/2023	23/09/2024 - 29/09/2024
40 <sup>th</sup>	25/09/2023 - 01/10/2023	30/09/2024 - 30/09/2024
41 <sup>st</sup>	02/10/2023 - 08/10/2023	
42 <sup>nd</sup>	09/10/2023 - 15/10/2023	
43 <sup>rd</sup>	16/10/2023 - 22/10/2023	
44 <sup>th</sup>	23/10/2023 - 29/10/2023	
45 <sup>th</sup>	30/10/2023 - 05/11/2023	
46 <sup>th</sup>	06/11/2023 - 12/11/2023	
47 <sup>th</sup>	13/11/2023 - 19/11/2023	
48 <sup>th</sup>	20/11/2023 - 26/11/2023	
49 <sup>th</sup>	27/11/2023 - 03/12/2023	
50 <sup>th</sup>	04/12/2023 - 10/12/2023	
51 <sup>st</sup>	11/12/2023 - 17/11/2023	
52 <sup>nd</sup>	18/12/2023 - 24/12/2023	
53 <sup>rd</sup>	25/12/2023 - 31/12/2023	

**Reference period** 3<sup>rd</sup> quarter 2024

**Statistical unit** The statistical unit is the legal unit (distinct Tax Identification Numbers - TINs).

**References** Analytical tables are available on ELSTAT's website ([www.statistics.gr](http://www.statistics.gr)), at the following link:  
<https://www.statistics.gr/en/statistics/-/publication/SBR05/> .